

# ANNOTATED AGENDA

for  
June 26, 2012

*CITY COUNCIL MEETING*  
*Regular Meeting*  
*Public Financing Authority*  
*Including the Antioch City Council*  
*acting as Successor Agency/Housing Successor*  
*to the Antioch Development Agency*

Order of Council vote: AYES:

Council Members Kalinowski, Rocha, Agopian and  
Mayor Davis

### **Notice of Availability of Reports**

This agenda is a summary of the actions proposed to be taken by the City Council. For almost every agenda item, materials have been prepared by the City staff for the Council's consideration. These materials include staff reports which explain in detail the item before the Council and the reason for the recommendation. The materials may also include resolutions or ordinances which are proposed to be adopted. Other materials, such as maps and diagrams, may also be included. All of these materials are available at the City Clerk's Office, located on the 1<sup>st</sup> floor of City Hall, 200 H Street, Antioch, CA 94509, during normal business hours for inspection and (for a fee) copying. Copies are also made available at the Antioch Public Library for inspection. Questions on these materials may be directed to the staff member who prepared them, or to the City Clerk's Office, who will refer you to the appropriate person.

### **Notice of Opportunity to Address Council**

The public has the opportunity to address the Council on each agenda item. To address the Council, fill out a yellow Speaker Request form, available on each side of the entrance doors, and place in the Speaker Card Tray. See the Speakers' Rules on the inside cover of this Agenda. Comments regarding matters not on this Agenda may be addressed during the "Public Comments" section.

**5:30 P.M. ROLL CALL** for Closed Sessions – **All Present except Mayor Davis (joined at 5.45 p.m.)**

**PUBLIC COMMENTS** for Closed Sessions – **None**

#### **CLOSED SESSIONS:**

1) **PUBLIC EMPLOYEE PERFORMANCE EVALUATIONS** – This Closed Session is authorized by California Government Code §54957 City Manager.

**No action taken**

2) **PUBLIC EMPLOYEE PERFORMANCE EVALUATIONS** – This Closed Session is authorized by California Government Code §54957 – City Attorney.

**No action taken**

**COUNCIL RETURNED FROM CLOSED SESSION TO OPEN SESSION AND ANNOUNCED THAT IT WOULD GO BACK INTO CLOSED SESSION AT THE END OF THE PUBLIC SESSION TO HEAR THE REMAINING CLOSED SESSION ITEM:**

3) **CONFERENCE WITH LEGAL COUNSEL—ANTICIPATED LITIGATION** – Initiation of litigation pursuant to subdivision (c) of California Government Code section 54956.9: 1 case: related to United States Bankruptcy Court, Northern District of California Case No. 12-44668 (Chapter 11 Bankruptcy of Eva Quesada Romero and Gilbert Raymond Romero related to Humphrey's on the Delta Restaurant)

**7:04 P.M. ROLL CALL** for Council Members/City Council Members acting as Successor Agency/Housing Successor to the Antioch Development Agency – **All Present**

**PLEDGE OF ALLEGIANCE**

**ANNOUNCEMENTS OF CIVIC AND COMMUNITY EVENTS**

**PUBLIC COMMENTS—Only unagendized issues will be discussed during this time**

**CITY COUNCIL SUBCOMMITTEE REPORTS**

**MAYOR'S COMMENTS**

**PRESENTATION – *Delta Diablo Sanitation District “Street Sweeping Program”***

**1. COUNCIL CONSENT CALENDAR**

**A. APPROVAL OF COUNCIL MINUTES FOR JUNE 12, 2012**

Recommended Action: Motion to approve the minutes

***Approved, 5/0***

**MINUTES**

**B. APPROVAL OF COUNCIL WARRANTS**

Recommended Action: Motion to approve the warrants

***Approved, 5/0***

**STAFF REPORT**

**C. APPROVAL OF TREASURER'S REPORT FOR MAY 2012**

Recommended Action: Motion to approve the report

***Approved, 5/0***

**STAFF REPORT**

**D. REJECTION OF CLAIMS**

1. Colleen Fisk 11/12-2023 (personal injury)
2. Vitus Nnanna and Chika Nnanna 12/13-2057 (emotional distress & loss)

Recommended Action: Motion to reject the listed claims

***Rejected, 5/0***

**STAFF REPORT**

**E. SALARY DECREASE FOR ELECTED OFFICIALS DUE TO FINANCIAL CHALLENGES FACING THE CITY**

***Direction given to Staff to discuss Council benefits on a future agenda  
Reso 2012/42, 5/0***

Action: The resolution would extend the Council's prior resolutions encouraging each City of Antioch elected official (Mayor, City Council, City Treasurer and City Clerk) to voluntarily agree to an irrevocable 10% reduction in their salaries and a \$100 monthly decrease in their automobile allowance for fiscal year 2012-2013 due to the immediate financial challenges facing the City

**STAFF REPORT**

**F. AUTHORIZATION TO AMEND THE CONTRACT WITH CIRCLEPOINT FOR THE PREPARATION OF THE ENVIRONMENTAL IMPACT REPORT FOR THE RODDY RANCH PROJECT**

Recommended Action: Motion to authorize the City Manager to amend the contract

***Approved, 5/0***

**STAFF REPORT**

**END OF COUNCIL CONSENT CALENDAR**

**COUNCIL REGULAR AGENDA**

- 2. RESOLUTION REQUESTING AND CONSENTING TO CONSOLIDATION OF ELECTIONS; AND SETTING SPECIFICATIONS OF THE ELECTION ORDER FOR THE NOVEMBER 6, 2012 REGULAR ELECTION

**Reso 2012/43, 5/0**

Recommended Action: Motion to adopt the resolution requesting and consenting to consolidation of Elections; and setting specifications of the election order for the November 6, 2012 Regular Election including that candidate statements are limited to 250 words and the candidates are responsible for the costs of printing such statements

STAFF REPORT

**7:56 P.M. ROLL CALL** for Council Members/Public Financing Authority/City Council Members acting as Successor Agency/ Housing Successor to the Antioch Development Agency – **All Present**

**PUBLIC COMMENTS – None**

**COUNCIL/PUBLIC FINANCING AUTHORITY REGULAR AGENDA**

- 3. APPROVING OPERATING BUDGET FOR THE FISCAL YEAR 2012-13 WITH PROPOSED REVISIONS TO THE FISCAL YEAR 2011-12 BUDGET

**Reso 2012/44, 5/0**

Recommended Action: Motion to adopt the resolution

STAFF REPORT

STAFF REPORT

**PUBLIC FINANCING AUTHORITY AGENDA**

- 4. RESOLUTION OF THE CITY OF ANTIOCH PUBLIC FINANCE AUTHORITY ADOPTING THE 2012-13 AND REVISING THE 2011-12 BUDGETS

**Reso 2012/45, 5/0**

Recommended Action: Motion to adopt the resolution

STAFF REPORT

- 5. **CITY OF ANTIOCH AS SUCCESSOR AGENCY AND HOUSING SUCCESSOR TO THE ANTIOCH DEVELOPMENT AGENCY**

- A. APPROVAL OF SUCCESSOR AGENCY WARRANTS

**Approved, 5/0**

Recommended Action: Motion to approve the warrants

STAFF REPORT

- B. APPROVAL OF HOUSING SUCCESSOR WARRANTS

**Approved, 5/0**

Recommended Action: Motion to approve the warrants

STAFF REPORT

5. **CITY OF ANTIOCH AS SUCCESSOR AGENCY AND HOUSING SUCCESSOR TO THE ANTIOCH DEVELOPMENT AGENCY – Continued**

C. RESOLUTION OF THE CITY OF ANTIOCH AS SUCCESSOR AGENCY AND HOUSING SUCCESSOR TO THE ANTIOCH DEVELOPMENT AGENCY ADOPTING THE FISCAL YEAR 2012-13 BUDGET AND REVISING THE 2011-12 BUDGET AS RELATED TO THE ACTIVITIES OF THE SUCCESSOR AGENCY AND HOUSING SUCCESSOR

**Reso 2012/46, 5/0**

Recommended Action: Motion to adopt the resolution

STAFF REPORT

**PUBLIC COMMENT**

**STAFF COMMUNICATIONS**

**COUNCIL COMMUNICATIONS**

**ADJOURNMENT to Closed Session – 9:03 p.m.**

**CLOSED SESSION (Continued):**

- 3) **CONFERENCE WITH LEGAL COUNSEL—ANTICIPATED LITIGATION** – Initiation of litigation pursuant to subdivision ( c ) of California Government Code section 54956.9: 1 case: related to United States Bankruptcy Court, Northern District of California Case No. 12-44668 (Chapter 11 Bankruptcy of Eva Quesada Romero and Gilbert Raymond Romero related to Humphrey’s on the Delta Restaurant)

**Direction given to staff**

**ADJOURNMENT – 9:41 p.m.**

## ANTIOCH CITY COUNCIL

**Regular Meeting**  
**7:00 P.M.**

**June 12, 2012**  
**Council Chambers**

### **6:15 P.M. - CLOSED SESSION**

**1. CONFERENCE WITH LEGAL COUNSEL—ANTICIPATED LITIGATION** – Initiation of litigation pursuant to subdivision (c) of California Government Code section 54956.9: 1 case: related to United States Bankruptcy Court, Northern District of California Case No. 12-44668 (Chapter 11 Bankruptcy of Eva Quesada Romero and Gilbert Raymond Romero related to Humphrey's on the Delta Restaurant)

Mayor Davis called the meeting to order at 7:02 P.M., and City Clerk Skaggs called the roll.

Present: Council Members Kalinowski, Harper, Rocha, Agopian and Mayor Davis

City Attorney Nerland reported the City Council had been in Closed Session and gave the following report: **#1 CONFERENCE WITH LEGAL COUNSEL—ANTICIPATED LITIGATION**, no action was taken.

### **PLEDGE OF ALLEGIANCE**

Mayor Pro Tem Harper led the Council and audience in the Pledge of Allegiance.

### **ANNOUNCEMENTS OF CIVIC AND COMMUNITY EVENTS**

### **PUBLIC COMMENTS**

Carolyn Taylor spoke on behalf of the tenants of Hudson Town House Apartments, reported for health reasons, the residents were in need of air conditioning for their apartment units. She noted the units provided by management, to some people, had increased humidity levels which had made it more difficult to breathe. She thanked the City for their help and requested the Council visit her apartment to witness the impacts for themselves. She requested the City assist in getting this issue rectified and stated she would appreciate Mr. Arthur speaking to the tenants to give them an opportunity to express their concerns.

Mayor Davis and Councilmember Rocha agreed to meet with the tenants on June 14, 2012, at 4:00 P.M.

Nancy Kelly, graffiti cleanup volunteer, expressed concern for ongoing vandalism occurring at the Skate Park and noted there was a sign posted that if vandalism occurred, the park would be closed. She questioned why the Park remained open. She further noted the lot on the corner of Marie Avenue and East 18<sup>th</sup> Street was in need of weed abatement and she had been unable to determine ownership of the property.

**A**

**06/26/12**

Judy Dawson, representing the American Cancer Society, invited the public to attend the *Relay for Life* Event on June 23 and 24, 2012, at Los Medanos College. She announced Chili's Restaurants was hosting a *Relay for Life* Fundraiser on June 18, 2012.

Douglas Tokes, Antioch resident, urged residents to work together to put trash cans away so criminals were not alerted to residents who were not at home. He reported the races at the Fairgrounds had been heard after 10:30 P.M. and trash from the Fairgrounds had negatively impacted the surrounding neighborhoods. He requested City staff find out why Cornerstone Christian Center had trimmed the trees lessening their effectiveness. He questioned if staff had requested agenda item #3 be continued due to lack of notification to landowners.

Mayor Davis clarified the Fairgrounds were State Property which were run by the County and urged Mr. Tokes to approach them with his concerns.

Walter Ruelig, Joy Motts, and Susan Davis, representing the 4<sup>th</sup> of July committee, updated the Council and community on fundraising efforts and event details. Contact information was given for anyone wishing to participate in the parade.

### **COUNCIL SUBCOMMITTEE REPORTS**

Councilmember Agopian reported on his attendance at the Mayor Golf Tournament, Antioch High School graduations, EDGE Grand Opening and a tour of Animal Services.

Councilmember Rocha announced the final vote count for the bond issue for Antioch High School should be available on June 15, 2012. She reported on her attendance at the State of the City luncheon and announced the Police Department had promoted Diane Aguinaga to Lieutenant on June 12, 2012.

Councilmember Harper reported on his attendance at the State of the City luncheon.

Councilmember Kalinowski reported on his attendance at the Tri Delta Transit meeting.

### **MAYOR'S COMMENTS**

Mayor Davis reported on his attendance at the Mayors Golf Tournament and Antioch High School graduations. He announced the Mayor's team for the *Relay for Life* event was still seeking participants. He reported the General Manager for Delta Diablo Sanitation District was unable to attend this evening and he hoped to have him available in the near future to discuss concerns related to the street sweeping program.

### **PRESENTATION - ANTIOCH POLICE DEPARTMENT TIP SOFT PROGRAM**

Chief Cantando thanked Channel 2 news for its balanced reporting of issues related to Antioch. He gave a brief overhead presentation of the Tip Soft Program implementation for the Antioch Police Department.

Councilmember Kalinowski recognized Lt. Aguinaga for seeing the benefit of the program and bringing it to the attention of the Antioch Police Department. He also thanked the Police Department's Executive team for its implementation.

1. **COUNCIL CONSENT CALENDAR**
  - A. **APPROVAL OF COUNCIL MINUTES FOR MAY 22, 2012**
  - B. **APPROVAL OF COUNCIL WARRANTS**
  - C. **REJECTION OF CLAIMS**
    1. **John Guzman 12/13-2059 (personal injury)**
    2. **Michael Bailey 12/13-2061 (personal injury)**
  - D. **ANIMAL SERVICES – RESPONSE TO GRAND JURY REPORT**
  - E. **AUTHORIZE THE CITY CLERK TO ADVERTISE FOR BIDS FOR THE WILBUR AVENUE OVERHEAD WIDENING PROJECT (P.W. 259-B)**
  - F. **WATER TREATMENT PLANT SOLIDS MANAGEMENT EQUIPMENT RENTAL CONTRACT AMENDMENT**
  - G. **WATER TREATMENT CHEMICALS PURCHASE FOR FISCAL YEAR 2012/2013**
  - H. **AUTHORIZATION TO INCREASE CONTRACT TO KARSTE CONSULTING INC., FOR THE PROJECT MANAGEMENT SERVICES OF THE ANTIOCH COMMUNITY PARK SYNTHETIC TURF FIELDS AND PREWETT PARK AQUATICS RENOVATION PROJECTS AND MEASURE WW GRANT FUNDING ADMINISTRATION**
  - I. **RESOLUTION NO. 2012/39 APPROVING LETTER OF UNDERSTANDING FOR THE ANTIOCH POLICE SWORN MANAGEMENT ASSOCIATION**

On motion by Councilmember Harper, seconded by Councilmember Rocha, the Council unanimously approved the Council Consent Calendar with the exception of Item D, which was removed for further discussion.

**Item D**

Barbara Sobalvarro, representing the Friends of Animal Services, stated they were honored to have the Contra Costa Grand Jury come and tour the shelter and noted she was pleased with their recommendations. She requested a list of the non-profits who were partnering with the Antioch Animal Shelter. She advocated for Council to receive quarterly reports on the volunteers program until fully staffed and the formation of an Animal Services Commission.



Karen Kops, President of HARP and SNIP, commended the Shelter staff for their hard work and dedication to the animals. She questioned what efforts had been made to lower spay and neuter costs and noted she felt the City could decrease expenditures for euthanizing dogs and cats. She urged the City to engage the stakeholders and make the necessary changes.

Skip Swanlund, Antioch resident, stated the Grand Jury report was welcomed. He noted their findings do not reflect negatively on Shelter staff; however the City had failed to provide them with resources needed to do their jobs. He suggested low-cost spay and neuters be included in negotiated veterinary services. He expressed concern that with the Shelter being opened only 4 days per week, it delayed the decision on the disposition of the animals. He requested the City explore ways for the Shelter to be open more hours and consider the formation of an Advisory Council.

Richard Stirret, Delta Animals Safe Haven, spoke to the benefit of volunteer programs for the Animal Shelter. He suggested the City hold monthly volunteer orientations, revisit the volunteer ratio per animal and expedite the volunteer processing time by eliminating the NCIC check and fingerprinting. He suggested contracting with a different Veterinarian for lower cost services. He stated they had formed to open an adoption center to augment the shelter and they would like to meet with the City to discuss lease opportunities.

Mayor Davis read written comment from Dairne Ryan, representing Fix Our Ferals, and requested the letter be part of the record for public review.

Chief Cantando stated they would provide quarterly updates on the volunteer program and noted they would continue to perform background checks and fingerprinting of volunteers to protect the shelter animals and employees. He stated when they go out for RFP for Veterinary Services, they would consider all options. He commented it was the Council's decision on where funds were expended and shelter staff was doing a great job with the available resources.

Councilmember Kalinowski clarified with the County model when expenses go up, those costs are passed on to all jurisdictions participating in their program. He stated that while there were areas the City could improve, they do not have the ability to generate substantial money for Animal Services, when due to budget constraints, the Antioch Police Department is down 20-30 officers.

Mayor Davis commented the City had 401 employees authorized, however, they were still down 157 employees.

Councilmember Agopian stated he felt Shelter staff had done an excellent job considering the resources available and noted until the City's property tax base increased, the City had to be creative, vigilant, and frugal in providing services. He encouraged someone to volunteer to be the volunteer coordinator. He felt the City should hold discussions with regards to a low-cost spay and neuter program. He thanked the Antioch Police Department, Animal Services, and the volunteers for their dedication to the shelter animals.

Councilmember Rocha thanked the non-profits for their interest in the shelter animals.

Following discussion, Council directed staff to provide quarterly reports on the volunteer program and follow-up with the non-profits on their suggestions to improve the Animal Shelter programs.

On motion by Councilmember Kalinowski, seconded by Councilmember Rocha, the Council unanimously approved Item D.

## **PUBLIC HEARING**

### **2. RESOLUTION OF THE CITY COUNCIL OF THE CITY OF ANTIOCH ORDERING IMPROVEMENTS AND LEVYING ANNUAL ASSESSMENTS FOR LANDSCAPE MAINTENANCE DISTRICTS FOR THE 2012/2013 FISCAL YEAR (PW 500)**

Administrative Analyst Hoffmeister presented the staff report dated June 6, 2012, recommending the City Council adopt the resolution.

Mayor Davis closed the public hearing.

### **RESOLUTION NO. 2012/40**

On motion by Councilmember Harper, seconded by Councilmember Agopian, the City Council unanimously adopted the resolution.

## **COUNCIL REGULAR AGENDA**

### **3. Z-12-02: PREZONING OF AREA #1 OF THE NORTHEAST ANTIOCH ANNEXATION AREA – THE PREZONING IS APPROXIMATELY 470 ACRES OF UNINCORPORATED LAND, REFERRED TO BY THE CITY AS AREA #1 OF THE NORTHEAST ANTIOCH ANNEXATION AREA, WHICH IS GENERALLY LOCATED ADJACENT TO AND/OR IN CLOSE PROXIMITY TO WILBUR AVENUE. THE PROPOSED PREZONING CONSISTS OF PRIMARILY M-2 (HEAVY INDUSTRIAL) ZONING, WITH M-1 (LIGHT INDUSTRIAL) PROPOSED FOR THE UNINCORPORATED AREA SOUTH OF WILBUR AVENUE, AND OS (OPEN SPACE) PROPOSED FOR THE EXISTING ENDANGERED SPECIES PRESERVE LOCATED ON THE NORTH SIDE OF WILBUR AVENUE. A PREVIOUSLY PREPARED MITIGATED NEGATIVE DECLARATION WILL BE UTILIZED TO ADDRESS ANY ENVIRONMENTAL IMPACTS OF THE PROPOSED PREZONING. ON MARCH 7, 2012, THE PLANNING COMMISSION RECOMMENDED TO THE CITY COUNCIL APPROVAL OF THE ORDINANCE TO PREZONE THE APPROXIMATELY 470 ACRES OF UNINCORPORATED LAND, REFERRED TO AS AREA #1 OF THE NORTHEAST ANTIOCH ANNEXATION AREA (*Introduced on 04/24/12 and Continued on 05/08/12*)**

City Consultant Carniglia presented the staff report dated June 7, 2012, recommending the City Council continue this item. The item will be re-noticed at a future date.

On motion by Councilmember Rocha, seconded by Councilmember Harper, the Council unanimously continued this item.

City Attorney Nerland, for the record, reported the City had received another letter from Kristina Lawson representing Albert Seeno, which was on the dais this evening and would be added to the record.

4. **DETERMINATION AS TO THE APPROPRIATE COURSE OF ACTION IN RESPONSE TO A LETTER RECEIVED FROM THE LOCAL AGENCY FORMATION COMMISSION (LAFCO) REQUESTING THAT THE CITY INITIATE THE ANNEXATION OF SUBAREAS 2A AND 2B OF THE NORTHEAST ANTIOCH AREA. SUBAREA 2A CONSISTS OF APPROXIMATELY 94 ACRES LOCATED NORTH OF WILBUR AVENUE AND WEST OF SR 160, AND IS PRIMARILY OCCUPIED BY MARINA USES. SUBAREA 2B CONSISTS OF APPROXIMATELY 103 ACRES LOCATED GENERALLY NORTH OF EAST 18TH STREET AND SOUTH OF WILBUR AVENUE IN AND AROUND VIERA AVE, BROWN LN, WALNUT AVE, SANTA FE AVE, STEWART LN, WYMORE WAY, SAINT CLAIRE DR, MIKE YORBA WAY, AND TREMBATH LN. AREA 2B IS PRIMARILY OCCUPIED BY RESIDENTIAL USES.**

City Consultant Carniglia presented the staff report dated June 3, 2012, recommending the City Council direct City staff to submit annexation applications to LAFCO for Areas 2A and 2B of the Northeast Antioch Area.

Councilmember Rocha reported she had served on the Northeast Antioch Annexation subcommittee with Councilmember Agopian and she felt the project was important for the future of the City. She voiced her support for the residents to be involved in the process.

In response to Councilmember Kalinowski, City Consultant Carniglia reviewed the results of the fiscal analysis and infrastructure needs in area 2B.

Councilmember Agopian gave a brief background of the subcommittee process and discussed the advantages of annexation. He spoke in support of due process with residents of the area and alternative #3 as outlined in the staff report.

Don Wilson, representing the Sportsman's Yacht Club, reinforced the opinion stated previously, that they were not in support of being annexed into Antioch noting that infrastructure changes necessary, would put them out of business. He stated it was their opinion that area 2A was not an island. He urged the City Council to be an advocate for them with LAFCO.

Bill Worrell, representing the Sportsman's Yacht Club, stated he felt the City needed to get the industrial area in northeast Antioch annexed. He stated the Council had previously promised not to pursue annexation of area 2A and he requested that they advocate on their behalf with LAFCO.

Darlene Dawson, representing the Sportsman's Yacht Club, stated Council had previously assured the 2A area they would not be annexed into the City and she read a letter signed by 25 members of the Yacht Club thanking the Council from excluding them from annexation.

Councilmember Kalinowski expressed concern the City was being asked to take on the burden for infrastructure improvement for areas 2A and 2B when there was extensive land within the City

limits that did not meet the City Standards and Codes. He stated if LAFCO wanted the City to take the land for incorporation, the City's share of infrastructure costs should be offset. He voiced his support for alternative #3.

In response to Councilmember Harper, City Consultant Carniglia clarified area 2A would not automatically fall into the category of island annexation due to the smaller percentage of land surrounded by the City and the fact it was bordered by the river and another City. He noted due to those circumstances, if there were 12 or more registered voters in the area, they could approve or deny annexation.

Councilmember Harper stated he supported the voters being able to decide on annexation and thanked Councilmembers Rocha and Agopian for serving on the subcommittee. He stated he would support alternative #3.

Councilmember Agopian stated there was a high degree of certainty the area would get to vote on annexation and their voices would be heard.

Councilmember Kalinowski encouraged residents in the area to register to vote so that they could control the outcome of the annexation.

**RESOLUTION NO. 2012/41**

On motion by Councilmember Agopian, seconded by Councilmember Rocha, the Council unanimously approved alternative #3 as presented in the staff report.

**5. 2014 – 2022 REGIONAL HOUSING NEEDS ALLOCATION**

Community Development Director Wehrmeister presented the staff report dated June 7, 2012, recommending the City Council provide direction to staff.

Councilmember Kalinowski recognized former Councilmember Conley for bringing this issue forward.

Councilmember Agopian thanked staff for the report and briefly described the income categories. He stated he disagreed with the concept of housing allocation and noted what was missing in the Bay Area was allocating resources to connect jobs to housing density.

City Manager Jakel reported the City of Brentwood had asked the Cities of Antioch, Oakley, and Pittsburg meet with them next week to discuss their comments for the Housing Needs Allocation.

**PUBLIC COMMENTS** - None

**STAFF COMMUNICATIONS**

City Manager Jakel summarized his State of the City address.

Mayor Davis thanked City Manager Jakel and Chief Cantando for participating in the State of the City luncheon and the Chamber of Commerce for hosting the event.

Following discussion, the Council agreed to cancel the second meeting in August. The only scheduled meeting in August would be held on the 14<sup>th</sup>.

Councilmember Kalinowski reported he would be in training for work the week of August 12, 2012, therefore, he would be unable to attend the August 14<sup>th</sup> Council Meeting.

City Manager Jakel announced the City had received County Grand Jury reports related to pensions and financial transparency, and copies would be provided to Council. He stated he would be scheduling an Emergency Operations Training with Mr. Karste in the near future.

### **COUNCIL COMMUNICATIONS**

Mayor Davis welcomed City Attorney Nerland back from her vacation.

In response to Councilmember Rocha, City Attorney Nerland reported there was not a quorum of members present at the Parks and Recreation Commission meeting to make an official recommendation to the City Council on the disposition of the Fulton Shipyard boat ramp. She noted, they would be meeting again in the near future to hear the item and following that meeting, an official recommendation would be made to the City Council.

### **ADJOURNMENT**

With no further business, Mayor Davis adjourned the meeting at 9:05 P.M. to the next regular Council meeting on June 26, 2012.

Respectfully submitted:

*Kitty Eiden*

---

KITTY EIDEN, Minutes Clerk

CITY OF ANTIOCH  
 CLAIMS BY FUND REPORT  
 FOR THE PERIOD OF  
 JUNE 7-20, 2012  
 FUND/CHECK#

**100 General Fund**

***Non Departmental***

133792 BLUE SHIELD LIFE	PAYROLL DEDUCTIONS	40.24
133806 CROWN CASTLE USA INC	DEPOSIT REFUND	63.50
133807 DELTA DENTAL	PAYROLL DEDUCTIONS	408.88
133815 HANSEN, TIFFANY	DEPOSIT REFUND	30.00
133847 NEXTEL SPRINT	DEPOSIT REFUND	4,500.00
133913 CONTRA COSTA WATER DISTRICT	FACILITY RESERVE FEES	107,206.00
133914 CONTRA COSTA WATER DISTRICT	TREATED WATER CAPACITY FEE	24,670.36
133927 ECC REG FEE AND FIN AUTH	ECCRFFA-RTDIM	205,414.00
133947 LOEWKE PLANNING ASSOCIATES	CONSULTING SERVICES	492.50
201757 RETIREE	OVERPAYMENT REFUND	16.30

***City Council***

133790 BATCHELOR, PHIL	CONSULTANT SERVICES	10,000.00
133963 PERS	COUNCIL PAYMENT	255.78

***City Attorney***

133939 JARVIS FAY AND DOPORTO LLP	LEGAL FEES	575.85
917450 GALSTAN, WILLIAM R	LEGAL FEES	1,062.50

***City Manager***

133788 BANK OF AMERICA	SUPPLIES	163.22
201626 DS WATERS OF AMERICA	WATER	9.99

***City Clerk***

133928 EIDEN, KITTY J	MINUTES CLERK	504.00
201425 ANTIOCH CHAMBER OF COMMERCE	MEETING EXPENSE	20.00

***City Treasurer***

133930 GARDA CL WEST INC	ARMORED CAR PICK UP	204.00
917449 CONLEY, DONNA	VEHICLE ALLOWANCE	350.00

***Human Resources***

133846 NETSOURCE INC	CONSULTANT SERVICES	2,119.68
133883 EMPLOYEE	EMPLOYMENT RECOGNITION	350.00

***Economic Development***

133953 MUNICIPAL RESOURCE GROUP LLC	CONSULTANT SERVICES	10,128.00
917448 BERNICK, MICHAEL	PROFESSIONAL SERVICES	3,450.00

***Finance Administration***

133956 OFFICE MAX INC	OFFICE SUPPLIES	115.71
-----------------------	-----------------	--------

***Finance Accounting***

133773 ABEJUELA, BERNADETTE G	EXPENSE REIMBURSEMENT	51.64
133785 AT AND T MCI	BITECH PHONE LINE	952.98

***Finance Operations***

133807 DELTA DENTAL	PAYROLL DEDUCTIONS	105.60
133875 UNITED PARCEL SERVICE	WEEKLY PRINTER SERVICE FEE	60.00
133876 UNITED STATES POSTAL SERVICE	POSTAGE	10,000.00

***Non Departmental***

133882 WAGeworks	ADMIN CHARGES	150.00
133952 MUNICIPAL POOLING AUTHORITY	INSURANCE PREMIUM	40,208.59
133980 WAGeworks	ADMIN FEE JUN12	150.00

Prepared by: Georgina Meek  
 Finance Accounting

CITY OF ANTIOCH  
 CLAIMS BY FUND REPORT  
 FOR THE PERIOD OF  
 JUNE 7-20, 2012  
 FUND/CHECK#

201758 DISTRIBUTOR JUICE PLUS	BUS LIC OVERPAYMENT REFUND	10.00
917439 RETIREE	MEDICAL AFTER RETIREMENT	1,643.21
<b>Public Works Street Maintenance</b>		
133779 ANTIOCH BUILDING MATERIALS	ASPHALT MATERIALS	25,131.78
133831 L SERPA TRUCKING INC	TRUCK RENTAL	2,430.00
133837 LUCITY INC	CITIZEN PORTAL	2,040.00
133900 BECHTHOLDT, MICHAEL J	BOOT ALLOWANCE REIMBURSEMENT	151.40
133922 DELTA GRINDING CO INC	EQUIPMENT RENTAL	5,200.00
133933 HEWLETT PACKARD COMPANY	HP COMPUTER EQUIPMENT	1,530.98
201791 EAST BAY MUNICIPAL UTILITY DISTRICT	PERMIT FEES	100.00
917451 GRAINGER INC	SUPPLIES	171.62
<b>Public Works-Signal/Street Lights</b>		
133802 CONTRA COSTA COUNTY	TRAFFIC SIGNAL MAINTENANCE	62,123.83
133855 PACIFIC GAS AND ELECTRIC CO	ELECTRIC	458.92
133895 AT AND T MCI	PHONE	563.37
133938 ICR ELECTRICAL CONTRACTORS	ELECTRICAL SERVICES	6,853.00
133960 PACIFIC GAS AND ELECTRIC CO	ELECTRIC	4,054.09
133982 WESCO RECEIVABLES CORP	SUPPLIES	7,790.00
<b>Public Works-Striping/Signing</b>		
133811 EAST BAY WELDING SUPPLY	TORCH REPAIR	112.53
133869 SUPERCO SPECIALTY PRODUCTS	GRAFFITI REMOVER	193.84
133948 MANERI SIGN COMPANY	STREET SIGNS	1,540.40
917451 GRAINGER INC	SUPPLIES	220.97
<b>Public Works-Facilities Maintenance</b>		
133848 OAKLEYS PEST CONTROL	PEST CONTROL SERVICE	195.00
133887 ACE HARDWARE, ANTIOCH	SUPPLIES	8.15
133895 AT AND T MCI	PHONE	45.71
133954 OAKLEYS PEST CONTROL	PEST CONTROL SERVICE	100.00
133960 PACIFIC GAS AND ELECTRIC CO	GAS	8,461.03
133982 WESCO RECEIVABLES CORP	SUPPLIES	257.10
917444 SABAH INTERNATIONAL INC	FIRE PROTECTION SYSTEM	850.72
917451 GRAINGER INC	SUPPLIES	1,194.21
<b>Public Works-Parks Maint</b>		
133895 AT AND T MCI	PHONE	79.14
133920 DEJESUS PUMP & WELL DRILLING	IRRIGATION PUMP INSPECTION	142.50
133921 DELTA FENCE CO	FENCE REPAIR	1,376.00
133957 ORCHARD SUPPLY HARDWARE	RESTROOM SIGNS	10.59
133960 PACIFIC GAS AND ELECTRIC CO	ELECTRIC	557.84
133973 STEWARTS TREE SERVICE	TREE SERVICE	300.00
133982 WESCO RECEIVABLES CORP	SUPPLIES	5,337.24
<b>Public Works-Median/General Land</b>		
133781 APEX GRADING	DISKING	1,500.00
133854 PACHECO BROTHERS GARDENING	LANDSCAPE SERVICES	522.00
133895 AT AND T MCI	PHONE	147.31
133955 ODYSSEY LANDSCAPE CO INC	LANDSCAPE SERVICES	384.00
133959 PACIFIC COAST LANDSCAPE MGMT	LANDSCAPE SERVICES	16,308.52

Prepared by: Georgina Meek  
 Finance Accounting

CITY OF ANTIOCH  
 CLAIMS BY FUND REPORT  
 FOR THE PERIOD OF  
 JUNE 7-20, 2012  
 FUND/CHECK#

133960	PACIFIC GAS AND ELECTRIC CO	ELECTRIC	1,484.11
133982	WESCO RECEIVABLES CORP	SUPPLIES	619.95
<b>Police Administration</b>			
133800	CONTRA COSTA COUNTY	TUITION-NORRIS/MALSOM	800.00
133801	CONTRA COSTA COUNTY	RANGE USE FEES	195.00
133812	ED JONES CO INC	BELT CLIP	577.61
133814	GACKOWSKI, NICOLE L	PER DIEM	71.00
133834	LEHMAN, ASHLEY N	PER DIEM	71.00
133840	MEADS, ROBERT P	PER DIEM	92.00
133845	NAACP	MEETING EXPENSE	130.00
133861	PSYCHOLOGICAL SERVICES GROUP	CRITICAL INCIDENT DEBRIEF	350.00
133864	SIMPSON INVESTIGATIVE SVCS GROUP	BACKGROUND CHECK	4,351.42
133877	UNITED STATES POSTAL SERVICE	POSTAGE	2,000.00
133889	AMERICAN TOWER CORPORATION	TOWER RENTAL	216.12
133893	ARROWHEAD 24 HOUR TOWING INC	TOWING SERVICES	337.75
133894	AT AND T MCI	PHONE	89.00
133896	BANK OF AMERICA	SUPPLIES	3,135.25
133897	BANK OF AMERICA	SUPPLIES	1,690.76
133916	COSTCO	SUPPLIES	110.48
133918	CRIME SCENE CLEANERS INC	CRIME SCENE CLEANUP	130.00
133928	EIDEN, KITTY J	TRANSCRIPTION SERVICE	60.00
133942	LAMOTHE CLEANERS	DRY CLEANING	7.00
133944	LAW OFFICES OF JONES AND MAYER	LEGAL FEES	4,102.17
133956	OFFICE MAX INC	OFFICE SUPPLIES	495.36
133975	TRAINING INNOVATIONS INC	ANNUAL RENEWAL	600.00
917436	ARATA PRINTING	BUSINESS CARDS	48.71
917440	IMAGE SALES INC	BADGE-ANDELIN/WILLERFORD	32.36
917441	MOBILE MINI LLC	PORTABLE STORAGE CONTAINERS	208.52
917445	A AND B CREATIVE TROPHIES	ANNUAL AWARDS	2,235.36
917447	ARATA PRINTING	BUSINESS CARDS	184.03
917451	GRAINGER INC	SUPPLIES	26.20
917452	HUNTINGTON COURT REPORTERS INC	TRANSCRIPTION SERVICES	1,665.39
917454	MOBILE MINI LLC	PORTABLE STORAGE CONTAINERS	422.53
<b>Police Community Policing</b>			
133816	HARGER, MATTHEW J	DOG ALLOWANCE	150.00
133819	HUNT AND SONS INC	FUEL	127.63
133825	JOANNIDES, JASON M	DOG ALLOWANCE	150.00
133843	MOORE K9 SERVICES	K9 TRAINING	500.00
133857	PERKINSON, JAMES A	DOG ALLOWANCE	150.00
133880	VALLIERE, CHRISTOPHER J	DOG ALLOWANCE	150.00
133921	DELTA FENCE CO	K9 KENNELS	1,803.01
133937	HUNT AND SONS INC	FUEL	20.32
133944	LAW OFFICES OF JONES AND MAYER	LEGAL FEES	6,000.00
133966	RENAS SIGNS	SIGNS	99.59
201659	CITY OF ANTIOCH	EXPENSE REIMBURSEMENT	40.80



CITY OF ANTIOCH  
 CLAIMS BY FUND REPORT  
 FOR THE PERIOD OF  
 JUNE 7-20, 2012  
 FUND/CHECK#

**Police Traffic Division**

133937 HUNT AND SONS INC FUEL 90.78

**Police Investigations**

133783 AT AND T MCI PHONE RECORDS 34.29  
 133803 CONTRA COSTA COUNTY LAB TESTING 28,089.50  
 133871 THOMSON WEST ONLINE DATABASE 296.10  
 133949 METRO PCS PHONE RECORDS 200.00  
 201659 CITY OF ANTIOCH EXPENSE REIMBURSEMENT 55.59

**Police Special Operations Unit**

133897 BANK OF AMERICA PROFESSIONAL SERVICES 700.00

**Police Communications**

133784 AT AND T MCI PHONE 655.27  
 133785 AT AND T MCI PHONE 369.53  
 133786 AT AND T MOBILITY HIGH SPEED WIRELESS 436.66  
 133895 AT AND T MCI PHONE 797.95  
 133916 COSTCO SUPPLIES 65.97  
 133932 GLOBALSTAR TELECOMMUNICATIONS SERVICE 87.15

**Office Of Emergency Management**

133895 AT AND T MCI PHONE 292.58

**Police Facilities Maintenance**

133895 AT AND T MCI PHONE 249.26  
 133905 CAMALI CORP MAINTENANCE SERVICE 355.00  
 133935 HONEYWELL INTERNATIONAL INC AC UPGRADE PROJECT 7,707.40  
 133960 PACIFIC GAS AND ELECTRIC CO ELECTRIC 14,822.01  
 917451 GRAINGER INC SUPPLIES 924.03

**Community Development Land Planning Services**

201425 ANTIOCH CHAMBER OF COMMERCE MEETING EXPENSE 20.00

**Community Development Neighborhood Improvement**

133950 MIXONS HANDYMAN & YARD SVCS ABATEMENT SERVICE 5,115.00  
 133976 TURNAGE II, KEN ABATEMENT SERVICE 3,606.89

**PW Engineer Land Development**

133895 AT AND T MCI PHONE 30.04

**Community Development Building Inspection**

133851 OFFICE MAX INC OFFICE SUPPLIES 127.27

**210 Federal Asset Seizure Fund**

**Non Departmental**

133865 SPECIAL SERVICES GROUP LLC SUBSCRIPTION 1,800.00

**Asset Forfeiture**

133919 CRIMEREPORTS ANNUAL SUBSCRIPTION RENEWAL 19,702.04

**212 CDBG Fund**

**CDBG NSP**

133968 SATELLITE HOUSING INC NSP LOAN PAYMENT 68,514.48

**213 Gas Tax Fund**

**Streets**

133838 MARK THOMAS AND CO INC PROFESSIONAL SERVICES 3,790.56  
 133855 PACIFIC GAS AND ELECTRIC CO ELECTRIC 40.18

Prepared by: Georgina Meek  
 Finance Accounting

CITY OF ANTIOCH  
 CLAIMS BY FUND REPORT  
 FOR THE PERIOD OF  
 JUNE 7-20, 2012  
 FUND/CHECK#

133856	PB AMERICAS INC	PROFESSIONAL SERVICES	5,153.18
133862	REDGWICK CONST CO	PAVEMENT PROJECT	135,249.48
133929	FEDEX	SHIPPING	58.68
133960	PACIFIC GAS AND ELECTRIC CO	ELECTRIC	21,940.67

**214 Animal Control Fund**

**Animal Control**

133830	KOEFAN SERVICES INC	ANIMAL DISPOSAL SERVICES	1,850.00
133844	MWI VETERINARY SUPPLY CO	VETERINARY PHARMACEUTICALS	552.07
133859	PFIZER ANIMAL HEALTH	ANIMAL CARE SUPPLIES	238.05
133925	EAST BAY VETERINARY EMERGENCY	VETERINARY SERVICES	842.34
133926	EAST HILLS VETERINARY HOSPITAL	VETERINARY SERVICES	13,326.90
133934	HILLS PET NUTRITION	ANIMAL FOOD	333.42
133960	PACIFIC GAS AND ELECTRIC CO	ELECTRIC	780.11
133965	PWS INC	EQUIPMENT SERVICE	419.61

**219 Recreation Fund**

**Non Departmental**

133795	CARQUE, ADRIANA	DEPOSIT REFUND	800.00
133824	JIMENEZ, SANDY HILL	DEPOSIT REFUND	1,000.00
133826	JOHNSON, MICHELLE	DEPOSIT REFUND	500.00
133832	LA PALABRA DE DIOS	DEPOSIT REFUND	500.00
133836	LOS MEDANOS LVN 2012	DEPOSIT REFUND	500.00
133892	ANTIOCH CHARTER	DEPOSIT REFUND	500.00
133904	BORREGO, ANTHONY	DEPOSIT REFUND	1,000.00
133907	CASTENEDA, MONIQUE	DEPOSIT REFUND	500.00
133936	HUB INTERNATIONAL OF CA INSURANCE	INSURANCE PREMIUM	126.02

**Recreation Admin**

133777	AMERICAN PLUMBING INC	PLUMBING SERVICE	185.00
133784	AT AND T MCI	PHONE	62.85
133960	PACIFIC GAS AND ELECTRIC CO	GAS	1,254.50

**Senior Programs**

133895	AT AND T MCI	PHONE	94.04
133960	PACIFIC GAS AND ELECTRIC CO	GAS	836.34

**Recreation Classes/Prog**

133789	BARRY, ALPHA	CLASS REFUND	238.00
133867	STEPHENS, UNA	CHECK REPLACEMENT	40.00
133870	SURYAPRANA, MERLIANA	CLASS REFUND	105.70
133956	OFFICE MAX INC	OFFICE SUPPLIES	154.85
133971	STARGAZERS/TRACI MARTIN	CONTRACTOR PAYMENT	850.00
133983	YOUNG REMBRANDTS INC	CONTRACTOR PAYMENT	198.00

**Recreation Camps**

133787	BANK OF AMERICA	BANNER	73.85
--------	-----------------	--------	-------

**Recreation Sports Programs**

133799	CONCORD SOFTBALL UMPIRES	UMPIRE FEES	1,898.00
133829	KIDZ LOVE SOCCER INC	SPORTS FEES	5,971.20
133851	OFFICE MAX INC	OFFICE SUPPLIES	500.00
133956	OFFICE MAX INC	OFFICE SUPPLIES	154.86

Prepared by: Georgina Meek  
 Finance Accounting

CITY OF ANTIOCH  
 CLAIMS BY FUND REPORT  
 FOR THE PERIOD OF  
 JUNE 7-20, 2012  
 FUND/CHECK#

133960	PACIFIC GAS AND ELECTRIC CO	ELECTRIC	1,810.52
<b>Recreation Teens</b>			
133851	OFFICE MAX INC	OFFICE SUPPLIES	85.28
133956	OFFICE MAX INC	OFFICE SUPPLIES	9.06
<b>Rec After School/AUSD</b>			
133787	BANK OF AMERICA	SUPPLIES	3,295.83
<b>Recreation-New Comm Cntr</b>			
133775	ACME SECURITY SYSTEMS	ALARM MONITORING	300.00
133787	BANK OF AMERICA	SUPPLIES	171.30
133793	CALDINO, DINDO	EVENT FEE REFUND	410.00
133818	HONEYWELL INTERNATIONAL INC	HVAC REPAIRS	3,966.63
133839	MARLIES CLEANING SERVICE	CLEANING SERVICE	140.00
133855	PACIFIC GAS AND ELECTRIC CO	ELECTRIC	6,615.25
133957	ORCHARD SUPPLY HARDWARE	SUPPLIES	29.49
<b>221 Asset Seizure</b>			
133945	LEADS ONLINE LLC	RENEWAL 7/12-6/13	4,428.00
<b>223 Child Care Fund</b>			
<b>Child Care</b>			
133910	CONTRA COSTA COUNTY	DVHS LIBRARY SERVICES	664.24
<b>226 Solid Waste Reduction Fund</b>			
<b>Solid Waste Used Oil</b>			
133888	ALLIED WASTE SERVICES	CURBSIDE OIL COLLECTION	1,554.46
<b>Solid Waste</b>			
133911	CONTRA COSTA COUNTY	OIL RECYCLING	6,000.00
<b>229 Pollution Elimination Fund</b>			
<b>Channel Maintenance Operation</b>			
133781	APEX GRADING	DISKING	500.00
<b>Storm Drain Administration</b>			
133929	FEDEX	SHIPPING	58.91
<b>238 PEG Franchise Fee Fund</b>			
<b>Non Departmental</b>			
133818	HONEYWELL INTERNATIONAL INC	HVAC UPGRADE	7,800.00
<b>251 Lone Tree SLLMD Fund</b>			
<b>Lonetree Maintenance Zone 1</b>			
133895	AT AND T MCI	PHONE	62.69
133955	ODYSSEY LANDSCAPE CO INC	LANDSCAPE SERVICES	192.00
133960	PACIFIC GAS AND ELECTRIC CO	ELECTRIC	702.03
<b>Lonetree Maintenance Zone 2</b>			
133781	APEX GRADING	DISKING	1,500.00
133895	AT AND T MCI	PHONE	121.25
133958	PACHECO BROTHERS GARDENING INC	LANDSCAPE SERVICES	3,600.00
133960	PACIFIC GAS AND ELECTRIC CO	ELECTRIC	635.78
<b>Lonetree Maintenance Zone 3</b>			
133781	APEX GRADING	DISKING	3,000.00
133855	PACIFIC GAS AND ELECTRIC CO	ELECTRIC	47.02
133895	AT AND T MCI	PHONE	46.38

Prepared by: Georgina Meek  
 Finance Accounting  
 6/21/2012

CITY OF ANTIOCH  
 CLAIMS BY FUND REPORT  
 FOR THE PERIOD OF  
 JUNE 7-20, 2012  
 FUND/CHECK#

133958	PACHECO BROTHERS GARDENING INC	LANDSCAPE SERVICES	3,600.00
133960	PACIFIC GAS AND ELECTRIC CO	ELECTRIC	1,061.49
<b>Lonetree Maintenance Zone 4</b>			
133960	PACIFIC GAS AND ELECTRIC CO	ELECTRIC	290.90
<b>252 Downtown SLLMD Fund</b>			
<b>Downtown Maintenance</b>			
133955	ODYSSEY LANDSCAPE CO INC	LANDSCAPE SERVICES	384.00
133960	PACIFIC GAS AND ELECTRIC CO	ELECTRIC	404.94
<b>253 Almondridge SLLMD Fund</b>			
<b>Almondridge Maintenance</b>			
133960	PACIFIC GAS AND ELECTRIC CO	ELECTRIC	193.26
<b>254 Hillcrest SLLMD Fund</b>			
<b>Hillcrest Maintenance Zone 1</b>			
133781	APEX GRADING	DISKING	2,000.00
133895	AT AND T MCI	PHONE	31.34
133955	ODYSSEY LANDSCAPE CO INC	LANDSCAPE SERVICES	460.80
133960	PACIFIC GAS AND ELECTRIC CO	ELECTRIC	611.40
<b>Hillcrest Maintenance Zone 2</b>			
133781	APEX GRADING	DISKING	2,000.00
133895	AT AND T MCI	PHONE	124.24
133955	ODYSSEY LANDSCAPE CO INC	LANDSCAPE SERVICES	960.00
133960	PACIFIC GAS AND ELECTRIC CO	ELECTRIC	668.41
133978	US CONCRETE PRECAST GROUP	SOUNDWALL REPAIR	23,034.00
<b>Hillcrest Maintenance Zone 4</b>			
133781	APEX GRADING	DISKING	1,000.00
133895	AT AND T MCI	PHONE	91.46
133955	ODYSSEY LANDSCAPE CO INC	LANDSCAPE SERVICES	307.20
133960	PACIFIC GAS AND ELECTRIC CO	ELECTRIC	556.72
<b>255 Park 1A Maintenance District Fund</b>			
<b>Park 1A Maintenance District</b>			
133785	AT AND T MCI	PHONE	16.11
133855	PACIFIC GAS AND ELECTRIC CO	ELECTRIC	44.19
133955	ODYSSEY LANDSCAPE CO INC	LANDSCAPE SERVICES	460.80
133960	PACIFIC GAS AND ELECTRIC CO	ELECTRIC	91.07
<b>256 Citywide 2A Maintenance District Fund</b>			
<b>Citywide 2A Maintenance Zone 3</b>			
133781	APEX GRADING	DISKING	500.00
133960	PACIFIC GAS AND ELECTRIC CO	ELECTRIC	70.14
<b>Citywide 2A Maintenance Zone 4</b>			
133781	APEX GRADING	DISKING	2,000.00
133854	PACHECO BROTHERS GARDENING INC	LANDSCAPE SERVICES	2,262.00
133960	PACIFIC GAS AND ELECTRIC CO	ELECTRIC	282.30
<b>Citywide 2A Maintenance Zone 5</b>			
133781	APEX GRADING	DISKING	10,500.00
133854	PACHECO BROTHERS GARDENING INC	LANDSCAPE SERVICES	812.00
133960	PACIFIC GAS AND ELECTRIC CO	ELECTRIC	348.80

Prepared by: Georgina Meek  
 Finance Accounting

CITY OF ANTIOCH  
 CLAIMS BY FUND REPORT  
 FOR THE PERIOD OF  
 JUNE 7-20, 2012  
 FUND/CHECK#

**Citywide 2A Maintenance Zone 6**

133781 APEX GRADING	DISKING	500.00
133955 ODYSSEY LANDSCAPE CO INC	LANDSCAPE SERVICES	384.00
133960 PACIFIC GAS AND ELECTRIC CO	ELECTRIC	196.81

**Citywide 2A Maintenance Zone 8**

133781 APEX GRADING	DISKING	10,500.00
133960 PACIFIC GAS AND ELECTRIC CO	ELECTRIC	248.82

**Citywide 2A Maintenance Zone 9**

133781 APEX GRADING	DISKING	10,500.00
133895 AT AND T MCI	PHONE	62.69
133955 ODYSSEY LANDSCAPE CO INC	LANDSCAPE SERVICES	307.20
133960 PACIFIC GAS AND ELECTRIC CO	ELECTRIC	437.64

**Citywide 2A Maintenance Zone10**

133960 PACIFIC GAS AND ELECTRIC CO	ELECTRIC	95.63
------------------------------------	----------	-------

**259 East Lone Tree SLLMD Fund**

**Zone 1-District 10**

133855 PACIFIC GAS AND ELECTRIC CO	ELECTRIC	115.24
133960 PACIFIC GAS AND ELECTRIC CO	ELECTRIC	23.19

**311 Capital Improvement Fund**

**Public Buildings & Facilities**

133828 KARSTE CONSULTING INC	CONSULTING SERVICES	7,080.00
133899 BEALS ALLIANCE INC	DESIGN SERVICE	1,484.11

**312 Prewett Family Park Fund**

**Parks & Open Space**

133890 AMS DOT NET INC	WIRELESS INFRASTRUCTURE	14,667.39
------------------------	-------------------------	-----------

**570 Equipment Maintenance Fund**

**Non Departmental**

133937 HUNT AND SONS INC	FUEL	28,546.69
--------------------------	------	-----------

**Equipment Maintenance**

133778 ANTIOCH AUTO PARTS	SALES TAX	12.71
133849 OCONNELL JETTING	PRESSURE WASHER SERVICE	322.07
133860 PRECISION BRAKE AND FRONT END	ALIGNMENT	60.00
133887 ACE HARDWARE, ANTIOCH	WATER	5.21
133891 ANTIOCH AUTO PARTS	AUTO PARTS STOCK	675.14
133923 EAST BAY TIRE CO	REPAIR SERVICE	399.87
133924 EAST BAY TRUCK CENTER	TURN SIGNAL FLASHER	76.51
133946 LEHR AUTO ELECTRIC	FLOOR MOUNT GUN HOLDER	210.63
133960 PACIFIC GAS AND ELECTRIC CO	ELECTRIC	434.87
133961 PETERSON	AUTO REPAIR PARTS	164.45
133974 TERMCO SPRAY TECHNOLOGY	PACKING KIT	211.92
133981 WALNUT CREEK CHRYSLER JEEP	FUEL PUMP	388.13
917451 GRAINGER INC	SUPPLIES	1,226.30
917453 KIMBALL MIDWEST	STOCK SUPPLY	1,555.48
917455 UNLIMITED GRAPHIC & SIGN NETWORK	DECALS	129.90

CITY OF ANTIOCH  
 CLAIMS BY FUND REPORT  
 FOR THE PERIOD OF  
 JUNE 7-20, 2012  
 FUND/CHECK#

**573 Information Services Fund**

**Non Departmental**

133842 MISAC NORTHERN CA REGION	MEMBER DUES	160.00
133931 GLOBAL KNOWLEDGE	TRAINING SOFTWARE	6,165.50

**Information Services**

133895 AT AND T MCI	PHONE	57.63
---------------------	-------	-------

**Network Support & PCs**

133785 AT AND T MCI	PHONE	583.31
133810 DIGITAL SERVICES	MONTHLY WEBSITE MAINTENANCE	2,860.00
133890 AMS DOT NET INC	CISCO SMARTNET CONTRACT	1,554.80
133895 AT AND T MCI	PHONE	92.31
133908 COMCAST	INTERNET SERVICE	78.27

**Telephone System**

133782 AT AND T MCI	PHONE	17.66
133784 AT AND T MCI	PHONE	162.55
133785 AT AND T MCI	PHONE	2,351.15
133895 AT AND T MCI	PHONE	0.63
201495 AMERICAN MESSAGING	PAGER	31.33

**Office Equipment Replacement**

133890 AMS DOT NET INC	PROFESSIONAL SERVICES	400.00
133933 HEWLETT PACKARD COMPANY	HP COMPUTER EQUIPMENT	4,318.02

**577 Post Retirement Medical-Police Fund**

**Non Departmental**

917456 RETIREE	MEDICAL AFTER RETIREMENT	839.18
----------------	--------------------------	--------

**578 Post Retirement Medical-Misc Fund**

**Non Departmental**

133902 RETIREE	MEDICAL AFTER RETIREMENT	485.38
917438 RETIREE	MEDICAL AFTER RETIREMENT	423.63

**579 Post Retirement Medical-Mgmt Fund**

**Non Departmental**

**611 Water Fund**

**Non Departmental**

133874 UNITED LABORATORIES	SUPPLIES	1,370.05
133903 BISHOP CO	SUPPLIES	15.85
133982 WESCO RECEIVABLES CORP	SUPPLIES	160.82
917451 GRAINGER INC	SUPPLIES	2,274.32

**Water Supervision**

133796 CERDA DE TELLEZ, BEATRIZ	CHECK REPLACEMENT	26.64
133817 HAWKINS, JAMES	CHECK REPLACEMENT	48.94
133822 JACKSON, JACQUELINE M	CHECK REPLACEMENT	59.85
133823 JEREZ, BRENDA	CHECK REPLACEMENT	149.05
133833 LEGACY REAL ESTATE GROUP	CHECK REPLACEMENT	5.46
133841 MINOR, LINDA	CHECK REPLACEMENT	64.86
133863 RIOS, REYNALDO	CHECK REPLACEMENT	106.00
133884 YAZZIE, DARLENE	CHECK REPLACEMENT	58.58
133898 BAY AREA NEWS GROUP	NEWSPAPER SUBSCRIPTION	122.20

Prepared by: Georgina Meek  
 Finance Accounting

CITY OF ANTIOCH  
 CLAIMS BY FUND REPORT  
 FOR THE PERIOD OF  
 JUNE 7-20, 2012  
 FUND/CHECK#

917443 QUENVOLDS	SAFETY SHOES-COLEY	127.74
<b>Water Production</b>		
133781 APEX GRADING	DISKING	3,000.00
133784 AT AND T MCI	PHONE	125.72
133785 AT AND T MCI	PHONE	66.22
133820 I KRUGER INC	REPAIR KIT	2,925.75
133887 ACE HARDWARE, ANTIOCH	SUPPLIES	50.36
133895 AT AND T MCI	PHONE	749.06
133912 CONTRA COSTA WATER DISTRICT	UNTREATED WATER	423,364.77
133915 CORRPRO COMPANIES INC	INSPECTION	2,875.00
133938 ICR ELECTRICAL CONTRACTORS	ELECTRICAL SERVICES	877.10
133943 LAW OFFICE OF MATTHEW EMRICK	LEGAL FEES	5,211.00
133951 MT DIABLO LANDSCAPE CENTERS INC	CONCRETE MIX	171.04
133960 PACIFIC GAS AND ELECTRIC CO	ELECTRIC	115,071.67
133962 POLYDYNE INC	POLYMER	5,060.00
133963 PERS	PAYROLL DEDUCTIONS	99.54
133964 PERS	PAYROLL DEDUCTIONS	99.54
133969 SECO CONTROLS LLC	ULTRASONIC LEVEL SYSTEM	1,772.08
133972 STATE OF CALIFORNIA	WASTE FEES	225.00
133977 UNIVAR USA INC	CAUSTIC	27,651.24
133982 WESCO RECEIVABLES CORP	SUPPLIES	14.38
201723 ARAMARK UNIFORM SERVICES	CLEANING SUPPLIES	68.28
917446 AIRGAS SPECIALTY PRODUCTS	AMMONIA	1,842.80
917451 GRAINGER INC	SUPPLIES	663.92
<b>Water Distribution</b>		
133779 ANTIOCH BUILDING MATERIALS	ASPHALT MATERIALS	470.40
133794 CANVAS FACTORY	CANVAS COVERS	969.92
133828 KARSTE CONSULTING INC	CONSULTANT SERVICES	1,800.00
133837 LUCITY INC	CITIZEN PORTAL	1,980.00
133850 OCT ACADEMY MCCLELLAN PARK	CERTIFICATION-OLSON/CONNELLY	900.00
133851 OFFICE MAX INC	OFFICE SUPPLIES	523.27
133854 PACHECO BROTHERS GARDENING	LANDSCAPE SERVICES	120.00
133887 ACE HARDWARE, ANTIOCH	SUPPLIES	31.12
133895 AT AND T MCI	PHONE	15.67
133917 COUNTY ASPHALT	ASPHALT	1,223.14
133933 HEWLETT PACKARD COMPANY	HP COMPUTER EQUIPMENT	1,485.94
133951 MT DIABLO LANDSCAPE CENTERS	CONCRETE MIX	101.09
133967 ROBERTS AND BRUNE CO	PIPE & FITTINGS	962.12
133970 STAFFMARK	TEMP HELP	739.50
917451 GRAINGER INC	SUPPLIES	772.09
<b>Public Buildings &amp; Facilities</b>		
133855 PACIFIC GAS AND ELECTRIC CO	ELECTRIC	3,227.14
<b>Warehouse &amp; Central Stores</b>		
133875 UNITED PARCEL SERVICE	WEEKLY PRINTER SERVICE FEE	60.00

CITY OF ANTIOCH  
 CLAIMS BY FUND REPORT  
 FOR THE PERIOD OF  
 JUNE 7-20, 2012  
 FUND/CHECK#

**621 Sewer Fund**

***Sewer-Wastewater Collection***

133837 LUCITY INC	CITIZEN PORTAL	1,980.00
133887 ACE HARDWARE, ANTIOCH	SUPPLIES	36.01
133895 AT AND T MCI	PHONE	31.76
133901 BELUS CONSTRUCTION	REPAIR SERVICES	1,580.00
133906 CARPET 4 LESS	CARPET INSTALLATION	1,336.66
133917 COUNTY ASPHALT	ASPHALT	1,223.14
133933 HEWLETT PACKARD COMPANY	HP COMPUTER EQUIPMENT	1,485.93
133951 MT DIABLO LANDSCAPE CENTERS INC	CONCRETE MIX	244.95
133967 ROBERTS AND BRUNE CO	SUPPLIES	115.83
917443 QUENVOLDS	SAFETY SHOES-PORTER	209.64
917451 GRAINGER INC	SUPPLIES	74.04

**631 Marina Fund**

***Marina Administration***

133868 STEWART MOLANDER APPLIANCES	MACHINE REPAIR	276.23
133895 AT AND T MCI	PHONE	66.32
133938 ICR ELECTRICAL CONTRACTORS	ELECTRICAL SERVICES	2,898.71
133960 PACIFIC GAS AND ELECTRIC CO	ELECTRIC	2,612.47

***Marina Maintenance***

133774 ACE HARDWARE, ANTIOCH	TOOLS	259.24
------------------------------	-------	--------

***Major Projects***

133872 TRANSYSTEMS CORPORATION	PROFESSIONAL SERVICES	766.61
133982 WESCO RECEIVABLES CORP	SUPPLIES	791.26

**641 Prewett Water Park Fund**

***Non Departmental***

133827 JONES, IESHA	DEPOSIT REFUND	500.00
133936 HUB INTERNATIONAL OF CA INSURANCE	INSURANCE PREMIUM	288.18

***Rec - Prewett Admin***

133787 BANK OF AMERICA	POWER SPRAYER REPAIRS	145.40
133797 COLE SUPPLY CO INC	UTILITY CART	193.23
133798 COMMERCIAL POOL SYSTEMS INC	POOL SUPPLIES	4,253.22
133809 DELTA FENCE CO	FENCE INSTALLATION	1,494.00
133835 LINCOLN EQUIPMENT INC	SUPPLIES	171.31
133878 UNIVAR USA INC	CHEMICALS	1,668.50
133895 AT AND T MCI	PHONE	45.34
133940 KELLY MOORE PAINT CO	PAINT	261.80
133941 KNORR SYSTEMS INC	CARBON DIOXIDE	995.24
133960 PACIFIC GAS AND ELECTRIC CO	ELECTRIC	12,161.15
133977 UNIVAR USA INC	CHEMICALS	1,141.44
201787 ORCHARD SUPPLY HARDWARE	SUPPLIES	10.78
201811 LOWES COMPANIES INC	SUPPLIES	36.53
917437 GRAINGER INC	SUPPLIES	617.12
917451 GRAINGER INC	SUPPLIES	230.36

***Recreation Water Park***

133853 ORTIZ, SARAY	SEASON PASS REFUND	165.00
---------------------	--------------------	--------

Prepared by: Georgina Meek  
 Finance Accounting



CITY OF ANTIOCH  
 CLAIMS BY FUND REPORT  
 FOR THE PERIOD OF  
 JUNE 7-20, 2012  
 FUND/CHECK#

201776 KEEP U NEAT CLEANERS	DRY CLEANING	46.00
<b>Recreation Community Cnter</b>		
133787 BANK OF AMERICA	SUPPLIES	1,865.34
<b>Rec Prewett Concessions</b>		
133821 ICEE COMPANY, THE	CONCESSION SUPPLIES	1,436.29
133895 AT AND T MCI	PHONE	45.39
201788 FOODMAXX	SUPPLIES	86.88
<b>721 Employee Benefits Fund</b>		
<b>Non Departmental</b>		
133776 AFLAC	PAYROLL DEDUCTIONS	8,297.14
133791 EMPLOYEE	PREMIUM REFUND	72.00
133792 BLUE SHIELD LIFE	PAYROLL DEDUCTIONS	1,820.16
133804 CONTRA COSTA COUNTY	PAYROLL DEDUCTIONS	400.00
133805 CONTRA COSTA COUNTY	PAYROLL DEDUCTIONS	50.00
133807 DELTA DENTAL	PAYROLL DEDUCTIONS	25,424.61
133852 OPERATING ENGINEERS LOCAL NO 3	PAYROLL DEDUCTIONS	603.25
133858 PERS LONG TERM CARE	PAYROLL DEDUCTIONS	92.66
133866 STATE OF FLORIDA DISBURSEUNIT	PAYROLL DEDUCTIONS	150.00
133873 UNION BANK OF CALIF	PAYROLL DEDUCTIONS	5,529.70
133879 US DEPT OF EDUCATION	PAYROLL DEDUCTIONS	290.90
133881 VANTAGEPOINT TRANSFER AGENTS	PAYROLL DEDUCTIONS	1,687.48
133885 EMPLOYEE	DIRECT DEPOSIT REPLACEMENT	22.16
133886 EMPLOYEE	DIRECT DEPOSIT REPLACEMENT	415.50
133963 PERS	PAYROLL DEDUCTIONS	261,822.13
133964 PERS	PAYROLL DEDUCTIONS	272,150.73
917442 NATIONWIDE RETIREMENT SOLUTIONS	PAYROLL DEDUCTIONS	22,067.68
<b>752 Storm Drain Deposits Fund</b>		
<b>Non Departmental</b>		
133909 CONTRA COSTA COUNTY	FEE COLLECTED MAY12	63,620.00
<b>760 ECWMA Fund</b>		
<b>Non Departmental</b>		
133808 DELTA DIABLO SANITATION DISTRICT	EXWMA MEETING EXPENSE	1,215.35



STAFF REPORT TO THE CITY COUNCIL  
FOR CONSIDERATION AT THE COUNCIL MEETING OF JUNE 26, 2012

SUBMITTED BY: Donna Conley, City Treasurer *DC*

DATE: June 20, 2012

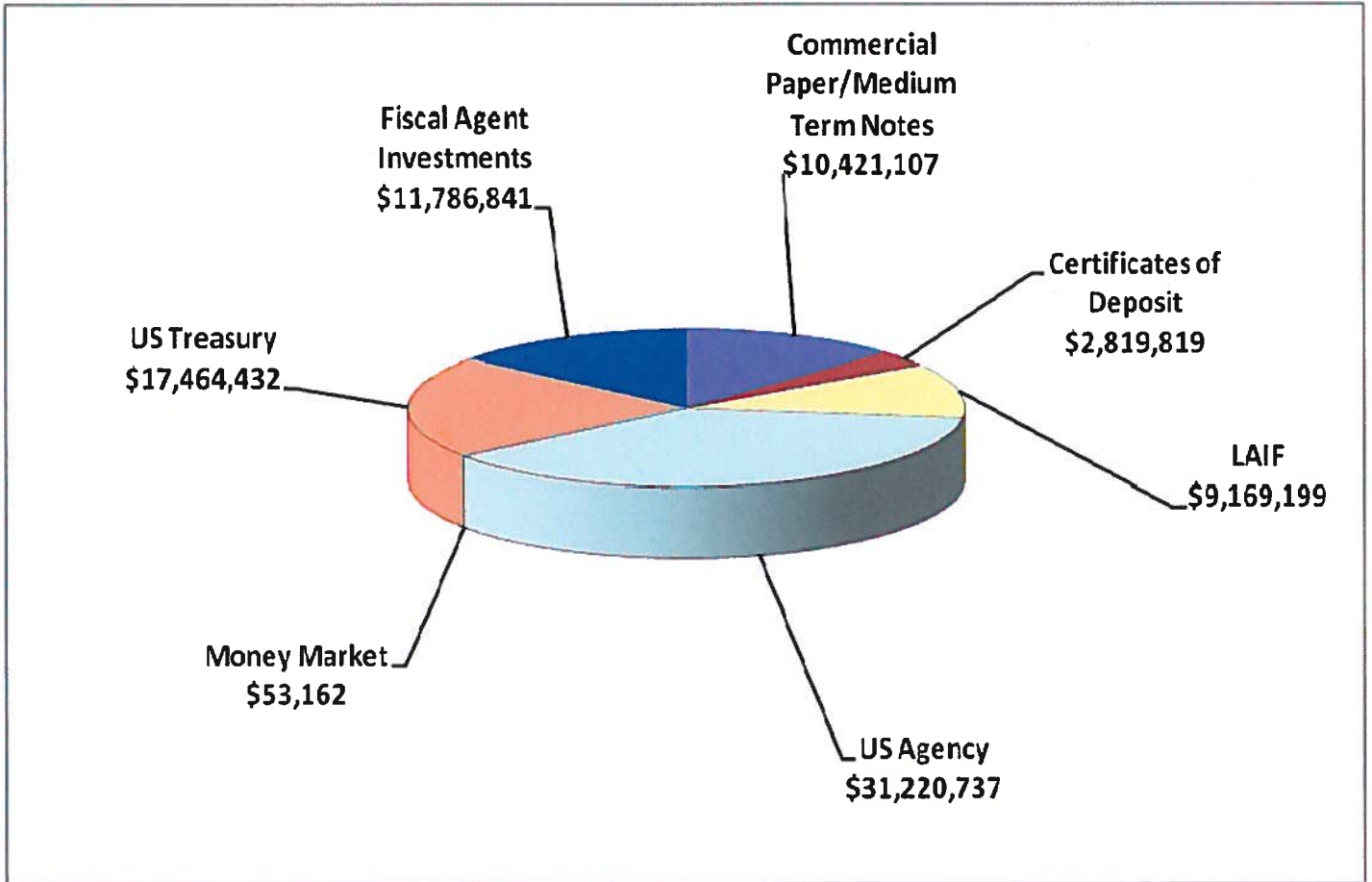
SUBJECT: Treasurer's Report – MAY 2012

RECOMMENDATION: Review and file.

*C*  
\_\_\_\_\_  
*6-26-12*


**CITY OF ANTIOCH  
SUMMARY REPORT ON THE CITY'S INVESTMENTS**

**MAY 31, 2012**



**Total of City and Fiscal Agent Investments = \$82,935,297**

All City investments are shown above and conform to the City Investment Policy. All investment transactions during this period are included in this report. As Treasurer of the City of Antioch and Finance Director of the City of Antioch, we hereby certify that sufficient investment liquidity and anticipated revenue are available to meet the next six (6) months' estimated expenditures.

  
Donna Conley  
Treasurer

  
Dawn Merchant  
Finance Director

**Summary of Fiscal Agent Balances by  
Debt Issue**

	<u>Amount</u>
Antioch Public Financing Authority 2003 Water Revenue Bonds	1,493,860
Antioch Public Financing Authority 2002 Lease Revenue Bonds	8,760
Antioch Public Financing Authority 1998 Reassessment Revenue Bonds	9,622,581
Antioch Development Agency 2009 Tax Allocation Bonds	146,027
Antioch Development Agency 2000 Tax Allocation Bonds	83,021
ABAG Lease Revenue Bonds	<u>432,592</u>
	<u><u>\$11,786,841</u></u>



## Managed Account Issuer Summary

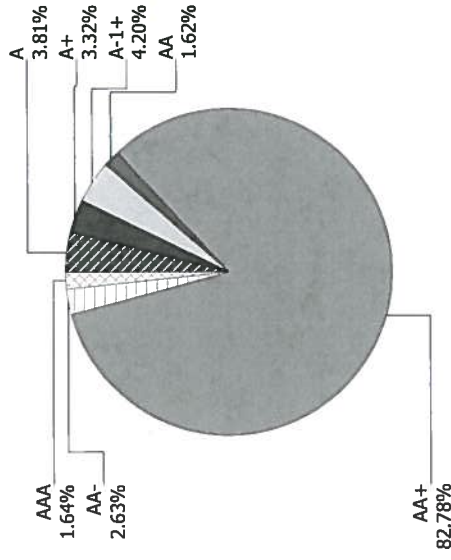
For the Month Ending May 31, 2012

CITY OF ANTIOCH, CA - 04380500

### Issuer Summary

Issuer	Market Value of Holdings	Percent
BANK OF NEW YORK	1,035,280.76	1.67
BERKSHIRE HATHAWAY INC	859,422.25	1.39
CATERPILLAR INC	783,423.85	1.26
CITY & COUNTY OF SAN FRANCISCO, CA	590,019.40	0.95
DEERE & COMPANY	508,084.50	0.82
FANNIE MAE	17,475,182.99	28.17
FEDERAL HOME LOAN BANKS	3,030,183.00	4.89
FREDDIE MAC	10,294,683.91	16.60
GENERAL ELECTRIC CO	2,193,415.63	3.54
IBM CORP	1,127,677.79	1.82
JOHNSON & JOHNSON	1,017,122.00	1.64
JP MORGAN CHASE & CO	1,068,921.38	1.72
PROCTER & GAMBLE CO	501,895.00	0.81
ROYAL BANK OF CANADA	1,300,200.59	2.10
UNITED STATES TREASURY	17,493,013.13	28.20
WAL-MART STORES INC	413,079.75	0.67
WELLS FARGO & COMPANY	1,023,672.00	1.65
WESTPAC BANKING CORP NY	1,304,602.00	2.10
<b>Total</b>	<b>\$62,019,879.93</b>	<b>100.00%</b>

### Credit Quality (S&P Ratings)



PFM Asset Management LLC



For the Month Ending May 31, 2012

**Managed Account Detail of Securities Held**

**CITY OF ANTIOCH, CA - 04380500**

Security Type/Description Dated Date/Coupon/Maturity	CUSIP	S&P Rating	Moody's Rating	Trade Date	Settle Date	Original Cost	YTM at Cost	Accrued Interest	Amortized Cost	Market Value
<b>U.S. Treasury Bond / Note</b>										
US TREASURY NOTES DTD 03/02/2009 1.875% 02/28/2014	912828KF6	AA+	Aaa	04/30/12	05/01/12	2,573,339.84	0.27	11,846.13	2,569,974.15	2,569,630.00
US TREASURY NOTES DTD 03/31/2009 1.750% 03/31/2014	912828KJ8	AA+	Aaa	10/27/11	10/31/11	3,098,085.94	0.39	8,893.44	3,074,423.76	3,080,859.00
US TREASURY NOTES DTD 05/16/2011 1.000% 05/15/2014	912828OM5	AA+	Aaa	03/27/12	03/29/12	4,610,074.22	0.38	2,101.90	4,605,148.41	4,613,449.75
US TREASURY NOTES DTD 07/15/2011 0.625% 07/15/2014	912828OU7	AA+	Aaa	11/02/11	11/07/11	579,492.19	0.33	1,362.47	578,548.56	578,997.98
US TREASURY NOTES DTD 09/15/2011 0.250% 09/15/2014	912828RG7	AA+	Aaa	10/12/11	10/14/11	1,140,701.17	0.53	609.38	1,142,703.03	1,148,652.20
US TREASURY NOTES DTD 12/15/2011 0.250% 12/15/2014	912828RV4	AA+	Aaa	01/05/12	01/06/12	1,195,312.50	0.38	1,385.25	1,195,949.94	1,197,750.00
US TREASURY N/B DTD 02/15/2012 0.250% 02/15/2015	912828SE1	AA+	Aaa	02/22/12	02/27/12	1,492,207.03	0.43	1,102.34	1,492,888.94	1,496,250.00
US TREASURY NOTES DTD 03/01/2010 2.375% 02/28/2015	912828MR8	AA+	Aaa	04/30/12	05/01/12	2,639,453.13	0.39	15,005.10	2,635,326.08	2,637,304.69
US TREASURY N/B DTD 03/15/2012 0.375% 03/15/2015	912828SK7	AA+	Aaa	03/13/12	03/15/12	169,428.91	0.49	135.12	169,469.01	170,119.51
<b>Security Type Sub-Total</b>	<b>17,145,000.00</b>					<b>17,498,094.93</b>	<b>0.38</b>	<b>42,441.13</b>	<b>17,464,431.88</b>	<b>17,493,013.13</b>
<b>Municipal Bond / Note</b>										
SAN FRANCISCO CITY & CNTY GO MUNI NOTES DTD 11/30/2011 5.000% 06/15/2014	797646PU4	AA	Aa2	11/10/11	11/30/11	254,994.10	0.68	5,781.94	250,084.06	251,247.40
SAN FRANCISCO CITY & CNTY GO MUNI NOTES DTD 11/30/2011 5.000% 06/15/2015	797646PV2	AA	Aa2	11/10/11	11/30/11	341,313.00	1.03	7,541.67	335,539.55	338,772.00
<b>Security Type Sub-Total</b>	<b>530,000.00</b>					<b>596,307.10</b>	<b>0.88</b>	<b>13,323.61</b>	<b>585,623.61</b>	<b>590,019.40</b>





For the Month Ending May 31, 2012

**Managed Account Detail of Securities Held**

**CITY OF ANTIOCH, CA - 04380500**

Security Type/Description Dated Date/Coupon/Maturity	CUSIP	S&P Rating	Moody's Rating	Trade Date	Settle Date	Original Cost	YTM at Cost	Accrued Interest	Amortized Cost	Market Value
<b>Federal Agency Bond / Note</b>										
FHLMC NOTES DTD 02/04/2011 0.750% 03/28/2013	3137EACS6	AA+	Aaa	03/25/11	03/28/11	698,642.00	0.85	918.75	699,437.20	703,004.40
FHLMC GLOBAL NOTES DTD 03/04/2010 1.625% 04/15/2013	3137EACJ6	AA+	Aaa	03/03/10	03/04/10	2,132,011.00	1.67	4,433.09	2,134,143.84	2,160,933.85
FHLMC GLOBAL REFERENCE NOTES DTD 03/14/2008 3.500% 05/29/2013	3137EABJ7	AA+	Aaa	03/19/10	03/22/10	604,854.00	1.81	111.81	584,506.27	593,728.90
FNMA NOTES DTD 06/17/2011 0.500% 08/09/2013	3135G0BR3	AA+	Aaa	11/16/11	11/17/11	2,983,129.00	0.44	4,635.56	2,982,156.78	2,988,162.22
FNMA NOTES (CALLABLE) DTD 09/19/2011 0.500% 09/19/2013	3135G0DE0	AA+	Aaa	09/01/11	09/19/11	2,300,000.00	0.50	2,300.00	2,300,000.00	2,301,101.70
FANNIE MAE GLOBAL NOTES DTD 08/06/2010 1.000% 09/23/2013	31398AZ50	AA+	Aaa	03/02/11	03/03/11	1,820,182.00	1.11	3,447.22	1,822,513.11	1,841,667.73
FREDDIE MAC GLOBAL NOTES DTD 10/20/2011 0.500% 10/15/2013	3134G23H3	AA+	Aaa	10/20/11	10/21/11	1,844,372.70	0.52	1,178.75	1,844,565.24	1,850,239.80
FNMA GLOBAL BENCHMARK NOTES DTD 09/26/2003 4.625% 10/15/2013	31359MTG8	AA+	Aaa	07/29/11	08/03/11	3,020,687.40	0.57	16,399.48	2,928,603.41	2,940,115.28
FNMA GLOBAL NOTES DTD 02/01/2011 1.250% 02/27/2014	3135G0AP8	AA+	Aaa	03/17/11	03/18/11	1,903,876.00	1.18	6,201.39	1,902,309.03	1,933,968.20
FNMA GLOBAL NOTES DTD 02/01/2011 1.250% 02/27/2014	3135G0AP8	AA+	Aaa	11/28/11	11/30/11	3,499,990.50	0.60	11,260.42	3,488,838.55	3,511,679.10
FNMA NOTES DTD 07/18/2011 0.875% 08/28/2014	3135G0BY8	AA+	Aaa	09/29/11	09/30/11	578,588.00	0.66	1,299.74	577,769.18	580,854.08
FHLMC NOTES DTD 08/12/2011 0.500% 09/19/2014	3134G2YJ5	AA+	Aaa	09/20/11	09/21/11	1,597,863.68	0.55	1,600.00	1,598,356.18	1,602,464.00
FREDDIE MAC GLOBAL NOTES DTD 08/05/2011 0.750% 09/22/2014	3134G2WG3	AA+	Aaa	09/28/11	09/30/11	911,820.00	0.68	1,308.13	911,414.12	916,584.76
FREDDIE MAC GLOBAL NOTES DTD 08/05/2011 0.750% 09/22/2014	3134G2WG3	AA+	Aaa	08/30/11	08/31/11	2,462,838.00	0.58	3,521.88	2,459,709.20	2,467,728.20



**PFM Asset Management LLC**



For the Month Ending May 31, 2012

**Managed Account Detail of Securities Held**

CITY OF ANTIOCH, CA - 04380500

Security Type/Description Dated Date/Coupon/Maturity	CUSIP	S&P Rating	Moody's Rating	Trade Date	Settle Date	Original Cost	YTM at Cost	Accrued Interest	Amortized Cost	Market Value
<b>Federal Agency Bond / Note</b>										
FHLB NOTES DTD 11/08/2010 0.875% 12/12/2014	313371PC4	AA+	Aaa	01/19/12	01/19/12	3,028,170.00	0.55	12,322.92	3,024,631.53	3,030,183.00
FANNIE MAE GLOBAL NOTES DTD 04/19/2012 0.500% 05/27/2015	3135G0KM4	AA+	Aaa	04/17/12	04/19/12	1,376,011.80	0.59	76.67	1,376,159.50	1,377,634.68
<b>Security Type Sub-Total</b>						<b>30,763,036.08</b>	<b>0.73</b>	<b>71,015.81</b>	<b>30,635,113.14</b>	<b>30,800,049.90</b>
<b>Corporate Note</b>										
WELLS FARGO & COMPANY GLOBAL SR NOTES DTD 01/31/2008 4.375% 01/31/2013	949746NY3	A+	A2	01/20/11	01/25/11	1,058,400.00	1.42	14,704.86	1,019,425.75	1,023,672.00
BANK OF NEW YORK MELLON SR NOTES DTD 08/27/2008 5.125% 08/27/2013	06406HBK4	A+	Aa3	04/05/11	04/08/11	678,912.50	1.43	8,363.72	653,216.41	658,935.63
JOHN DEERE CAPITAL CORP NOTE DTD 03/03/2011 1.600% 03/03/2014	24422ERA9	A	A2	02/28/11	03/03/11	499,505.00	1.63	1,955.56	499,707.49	508,084.50
CATERPILLAR FINANCIAL SE CORP NOTE DTD 04/01/2011 1.650% 04/01/2014	14912L4T5	A	A2	03/24/11	04/01/11	250,197.50	1.62	687.50	250,121.80	254,082.00
WAL MART STORES INC. CORP NOTES DTD 04/18/2011 1.625% 04/15/2014	931142DA8	AA	Aa2	04/11/11	04/18/11	403,906.50	1.72	840.94	404,309.14	413,079.75
IBM CORP GLOBAL NOTES DTD 05/12/2011 1.250% 05/12/2014	459200GW5	AA-	Aa3	05/09/11	05/12/11	814,233.90	1.28	537.67	814,499.44	824,455.63
JOHNSON & JOHNSON GLOBAL NOTE DTD 05/20/2011 1.200% 05/15/2014	478160AX2	AAA	Aaa	05/17/11	05/20/11	998,830.00	1.24	533.33	999,228.64	1,017,122.00
CATERPILLAR FINANCIAL SE NOTES DTD 05/20/2011 1.375% 05/20/2014	14912L4V0	A	A2	05/17/11	05/20/11	274,854.25	1.39	115.54	274,903.64	278,248.85
JP MORGAN CHASE & CO NOTES DTD 05/18/2009 4.650% 06/01/2014	46625HHN3	A	Aa3	12/19/11	12/22/11	1,062,853.30	2.43	23,482.50	1,053,534.18	1,068,921.38
PROCTER & GAMBLE CO CORP NOTES DTD 08/15/2011 0.700% 08/15/2014	742718DU0	AA-	Aa3	08/10/11	08/15/11	497,945.00	0.84	1,030.56	498,484.35	501,895.00



**PFM Asset Management LLC**





For the Month Ending May 31, 2012

**Managed Account Detail of Securities Held**

CITY OF ANTIOCH, CA - 04380500

Security Type/Description Dated Date/Coupon/Maturity	CUSIP	S&P Rating	Moody's Rating	Trade Date	Settle Date	Original Cost	YTM at Cost	Accrued Interest	Amortized Cost	Market Value
<b>Corporate Note</b>										
BERKSHIRE HATHAWAY INC (FLOATING) NOTES	084670BA5	AA+	Aa2	08/10/11	08/15/11	850,000.00	0.98	468.36	850,000.00	859,422.25
DTD 08/15/2011 1.167% 08/15/2014										
GENERAL ELEC CAP CORP GLOBAL NOTES DTD 01/09/2012 2.150% 01/09/2015	36962G5M2	AA+	A1	05/23/12	05/29/12	1,061,434.50	1.72	8,904.58	1,061,411.09	1,063,781.25
GENERAL ELEC CAP CORP GLOBAL NOTES DTD 01/09/2012 2.150% 01/09/2015	36962G5M2	AA+	A1	01/04/12	01/09/12	1,113,840.40	2.19	9,455.82	1,113,988.75	1,129,634.38
IBM CORP GLOBAL NOTES DTD 02/06/2012 0.550% 02/06/2015	459200HB0	AA-	Aa3	02/01/12	02/06/12	303,508.55	0.72	535.87	303,665.95	303,222.16
BANK OF NEW YORK MELLON (CALLABLE) NOTES DTD 02/21/2012 1.200% 02/20/2015	06406HCCI	A+	Aa3	02/13/12	02/21/12	374,658.75	1.23	1,250.00	374,689.88	376,345.13
CATERPILLAR FIN CORP NOTES DTD 05/30/2012 1.100% 05/29/2015	14912L5D9	A	A2	05/22/12	05/30/12	249,920.00	1.11	7.64	249,920.07	251,093.00
<b>Security Type Sub-Total</b>	<b>10,325,000.00</b>					<b>10,493,000.15</b>	<b>1.54</b>	<b>72,874.45</b>	<b>10,421,106.58</b>	<b>10,531,994.91</b>
<b>Certificate of Deposit</b>										
ROYAL BANK OF CANADA NY CERT DEPOS DTD 02/10/2012 0.490% 02/08/2013	78009NDY9	A-1+	P-1	02/08/12	02/10/12	1,300,000.00	0.49	1,981.78	1,300,000.00	1,300,200.59
WESTPAC BANKING CORP NY (FLOAT) CD DTD 02/16/2012 1.417% 02/14/2014	96121TLT3	A-1+	P-1	02/14/12	02/16/12	1,300,000.00	1.47	920.95	1,300,000.00	1,304,602.00
<b>Security Type Sub-Total</b>	<b>2,600,000.00</b>					<b>2,600,000.00</b>	<b>0.98</b>	<b>2,902.73</b>	<b>2,600,000.00</b>	<b>2,604,802.59</b>
<b>Managed Account Sub-Total</b>	<b>61,000,000.00</b>					<b>61,950,438.26</b>	<b>0.78</b>	<b>202,557.73</b>	<b>61,706,275.21</b>	<b>62,019,879.93</b>
<b>Securities Sub-Total</b>	<b>\$61,000,000.00</b>					<b>\$61,950,438.26</b>	<b>0.78%</b>	<b>\$202,557.73</b>	<b>\$61,706,275.21</b>	<b>\$62,019,879.93</b>
<b>Accrued Interest</b>										<b>\$202,557.73</b>
<b>Total Investments</b>										<b>\$62,222,437.66</b>





**Managed Account Security Transactions & Interest**

For the Month Ending May 31, 2012

**CITY OF ANTIOCH, CA - 04380500**

Transaction Type	Trade Settle	Security Description	CUSIP	Par	Principal Proceeds	Accrued Interest	Total	Realized G/L Cost	Realized G/L Amort Cost	Sale Method
<b>BUY</b>										
04/30/12	05/01/12	US TREASURY NOTES	912828KF6	2,500,000.00	(2,573,339.84)	(7,897.42)	(2,581,237.26)			
		DTD 03/02/2009 1.875% 02/28/2014								
04/30/12	05/01/12	US TREASURY NOTES	912828MR8	2,500,000.00	(2,639,453.13)	(10,003.40)	(2,649,456.53)			
		DTD 03/01/2010 2.375% 02/28/2015								
05/22/12	05/30/12	CATERPILLAR FIN CORP NOTES	14912L5D9	250,000.00	(249,920.00)	0.00	(249,920.00)			
		DTD 05/30/2012 1.100% 05/29/2015								
05/23/12	05/29/12	GENERAL ELEC CAP CORP GLOBAL NOTES	36962G5M2	1,050,000.00	(1,061,434.50)	(8,779.17)	(1,070,213.67)			
		DTD 01/09/2012 2.150% 01/09/2015								
<b>Transaction Type Sub-Total</b>				<b>6,300,000.00</b>	<b>(6,524,147.47)</b>	<b>(26,679.99)</b>	<b>(6,550,827.46)</b>			

<b>INTEREST</b>										
05/01/12	05/01/12	MONEY MARKET FUND	MONEY0002	0.00	0.00	4.51	4.51			
05/01/12	05/01/12	GENERAL ELECTRIC CAPITAL CORP (FLOAT) NT	36962GZ49	1,080,000.00	0.00	1,827.50	1,827.50			
05/12/12	05/12/12	DTD 11/01/2006 0.596% 11/01/2012 IBM CORP GLOBAL NOTES	459200GW5	815,000.00	0.00	5,093.75	5,093.75			
05/14/12	05/14/12	WESTPAC BANKING CORP NY (FLOAT) CD	96121TLT3	1,300,000.00	0.00	4,600.15	4,600.15			
05/15/12	05/15/12	US TREASURY NOTES	912828OM5	4,550,000.00	0.00	22,750.00	22,750.00			
		DTD 05/16/2011 1.000% 05/15/2014								
05/15/12	05/15/12	BERKSHIRE HATHAWAY INC (FLOATING) NOTES	084670BA5	850,000.00	0.00	2,555.53	2,555.53			
		DTD 08/15/2011 1.167% 08/15/2014								
05/15/12	05/15/12	JOHNSON & JOHNSON GLOBAL NOTE	478160AX2	1,000,000.00	0.00	6,000.00	6,000.00			
		DTD 05/20/2011 1.200% 05/15/2014								
05/20/12	05/20/12	CATERPILLAR FINANCIAL SE NOTES	14912L4V0	275,000.00	0.00	1,890.63	1,890.63			
		DTD 05/20/2011 1.375% 05/20/2014								
05/27/12	05/27/12	FANNIE MAE GLOBAL NOTES	313560KM4	1,380,000.00	0.00	728.33	728.33			
		DTD 04/19/2012 0.500% 05/27/2015								
05/29/12	05/29/12	PHILMC GLOBAL REFERENCE NOTES	3137EABJ7	575,000.00	0.00	10,062.50	10,062.50			
		DTD 03/14/2008 3.500% 05/29/2013								





**Managed Account Security Transactions & Interest**

For the Month Ending May 31, 2012

CITY OF ANTIOCH, CA - 04380500

Transaction Type	Trade	Settle	Security Description	CUSIP	Par	Principal Proceeds	Accrued Interest	Total	Realized G/L Cost	Realized G/L Amort Cost	Sale Method
<b>SELL</b>											
05/23/12	05/29/12		GENERAL ELECTRIC CAPITAL CORP (FLOAT) NT	36962GZ49	1,080,000.00	1,081,313.28	500.51	1,081,813.79	24,856.20	4,556.23	SPEC LOT
05/23/12	05/30/12		DTD 11/01/2006 0.596% 11/01/2012 FHLMC NOTES	3137EACS6	150,000.00	150,646.50	193.75	150,840.25	937.50	767.50	SPEC LOT
<b>Transaction Type Sub-Total</b>											
						<b>11,825,000.00</b>	<b>0.00</b>	<b>55,512.90</b>	<b>55,512.90</b>		
<b>Managed Account Sub-Total</b>											
						<b>(5,292,187.69)</b>	<b>29,527.17</b>	<b>(5,262,660.52)</b>	<b>25,793.70</b>	<b>5,323.73</b>	
<b>Total Security Transactions</b>											
						<b>(\$5,292,187.69)</b>	<b>\$29,527.17</b>	<b>(\$5,262,660.52)</b>	<b>\$25,793.70</b>	<b>\$5,323.73</b>	



**STAFF REPORT TO THE CITY COUNCIL FOR CONSIDERATION AT THE  
COUNCIL MEETING OF JUNE 26, 2012**

**FROM:** Lynn Tracy Nerland, City Attorney

**DATE:** June 18, 2012

**SUBJECT:** Rejection of Claims

---

**RECOMMENDATION:**


Reject the listed claims:

1. Colleen Fisk 11/12-2023 (personal injury)
2. Vitus Nnanna and Chika Nnanna 12/13-2057 (emotional distress & loss)

LTN/spd

cc: Anthony Allenza

**STAFF REPORT TO THE CITY COUNCIL FOR CONSIDERATION AT THE  
COUNCIL MEETING OF JUNE 26, 2012**

**FROM:** Lynn Tracy Nerland, City Attorney   
**DATE:** June 18, 2012  
**SUBJECT: Salary Decrease for Elected Officials Due to Financial Challenges  
Facing the City**

---

**ACTION:**

As part of the budget discussions, assumptions were made about continued concessions related to employee and Council salary and benefits. Thus, the attached resolution would extend the Council's prior resolutions encouraging each City of Antioch elected official (Mayor, City Council, City Treasurer and City Clerk) to voluntarily agree to an irrevocable 10% reduction in their salaries and a \$100 monthly decrease in their automobile allowance for fiscal year 2012-2013 due to the immediate financial challenges facing the City.

**BACKGROUND:**

The city council of a general law city (like Antioch) may adopt an ordinance providing for salaries to the council members. (Cal. Gov't Code section 36516) An elected city treasurer and city clerk also receive a salary set by the city council, which here in Antioch is tied to the Council's salary. (Cal. Gov't Code section 36517)

The maximum Council salary is determined by a statutory formula based on population or by increases of no more than five percent for each calendar year from when the last salary adjustment was adopted pursuant to an ordinance. The Attorney General has opined that 5% per year percentage increase must be applied only once, with no compounding (89 Ops. Cal. Att'y Gen. 159 (2006)). State law further prohibits any automatic or "COLA" increases with Council salaries. (Cal. Gov't Code section 36516(a)). The salaries for the Antioch Council Members were last increased in 2006. Pursuant to Ordinance No. 1076-C-S adopted on September 12, 2006, the salary for a council member was set at \$941.20 per month effective January 1, 2007.

Generally a change in compensation does not apply to a council member during his or her term of office. However, when the council members have staggered terms (as does Antioch's Council Members), an increase for all council members can occur when one or more members is eligible for a salary increase because of starting a new term of office. (Cal. Gov't Code section 36516.5) However, the California Attorney General has opined that the city council of a general law city, such as Antioch, may not reduce the salaries of the council members during their current terms of

E  
06/26/12

office. (80 Cal. Op. Att’y Gen. 119)

When the Council first raised the concept of reducing the salary for Council Members in light of the furlough/salary decrease being imposed on City staff, it adopted a resolution in January 2009 that encouraged each elected official in Antioch (Mayor, City Council, City Treasurer and City Clerk) to voluntarily agree to a 4.5% reduction in their salaries due to the immediate financial challenges facing the City. In August 2009, the City Council adopted a resolution encouraging a 10% reduction in salary commensurate with the current furlough/salary decrease for the City’s employees, as well as a \$100 monthly decrease in the automobile allowance for elected officials per Council direction.

The attached resolution also includes language that this would be an irrevocable decision by an elected official for fiscal year 2012-13 in an attempt to address any argument that the official has taken “constructive receipt” of the full salary amount and is thus responsible for paying taxes on that full amount, as previously discussed with the Council.

**FISCAL IMPACT:**

The decrease in the salaries and reduction of the automobile allowance for the City’s elected officials will have a positive impact on the City’s current budget and were part of the budget assumptions for Fiscal Year 2012-13.

**OPTIONS:**

The City Council could choose not to adopt the resolution seeking voluntary reductions. The Council could also direct staff to prepare an ordinance to make changes in Council salaries and perhaps benefits.

**ATTACHMENTS:**

1. Resolution encouraging each City of Antioch elected official (Mayor, City Council, City Treasurer and City Clerk) to voluntarily agree to an irrevocable 10% reduction in their salaries and a \$100 monthly decrease in their automobile allowance for fiscal year 2012-13 due to the immediate financial challenges facing the City.

**RESOLUTION NO. 2012/****RESOLUTION OF THE CITY COUNCIL OF THE CITY OF ANTIOCH  
ENCOURAGING EACH CITY OF ANTIOCH ELECTED OFFICIAL TO  
VOLUNTARILY AGREE TO A 10% REDUCTION IN THEIR SALARIES AND A  
DECREASE IN THE AUTOMOBILE ALLOWANCE  
DUE TO THE FINANCIAL CHALLENGES FACING THE CITY**

**WHEREAS**, the City of Antioch is facing immediate financial challenges as the housing market continues to struggle, unemployment rises, and the nation continues to struggle with the impact of the national and global recession; and

**WHEREAS**, the City Council recognizes that employees and the residents of the City of Antioch have and will continue to make sacrifices to address City budget shortfalls; and

**WHEREAS**, in fiscal years 2009-2010, 2010-2011 and 2011-12, the City Council adopted resolutions encouraging Antioch elected officials to voluntarily agree to a salary reduction and decrease in the automobile allowance due to the immediate financial challenges facing the City;

**NOW, THEREFORE, BE IT RESOLVED** that the City Council of the City of Antioch hereby encourages each City of Antioch elected official (Mayor, City Council, City Treasurer and City Clerk) to voluntarily agree to a irrevocable 10% reduction in their salaries and a \$100 monthly decrease in their automobile allowance for fiscal year 2012-13 due to the financial challenges facing the City.

**I HEREBY CERTIFY** that the foregoing resolution was passed and adopted by the City Council of the City of Antioch at a regular meeting thereof, held on the \_\_\_\_ day of June 2012 by the following vote:

**AYES:** Councilmembers

**NOES:**

**ABSENT:**

---

**CITY CLERK OF THE CITY OF ANTIOCH**

**STAFF REPORT TO THE CITY COUNCIL  
FOR CONSIDERATION AT THE MEETING OF JUNE 26, 2012**

**Prepared by:** Mindy Gentry, Senior Planner *MG*  
**Approved by:** Tina Wehrmeister, Community Development Director *TW*  
**Date:** June 21, 2012  
**Subject:** Authorization to Amend the Contract with CirclePoint for the Preparation of the Environmental Impact Report for the Roddy Ranch Project

**RECOMMENDATION**

Staff recommends the City Council authorize the City Manager to amend the contract with CirclePoint, for the preparation of the Environmental Impact Report for the Roddy Ranch project.

**DISCUSSION**

The Roddy Ranch project Environmental Impact Report (EIR) initially commenced with Castle Companies as the developer. The original contract amount for the EIR was for an amount not to exceed \$289,989.00. There was one occurrence of an increase to the contract and to the scope of work for \$71,243.00 in June of 2009. Subsequently, Castle Companies' lender ended up filing a lawsuit against Castle Companies, which led to the property going into foreclosure. After the foreclosure process was completed a new developer took over the project.

When the initial DEIR was released, the City received numerous comments on the project. The new applicant also amended the site plan. It was therefore determined that the DEIR needed to be revised and recirculated. The budget requests to complete the revised EIR total \$306,937.42. The current request is to increase the budget by \$30,250.00, which totals \$40,837.50 with the 35% administration fee. The applicant had the opportunity to review the scope of work and found it to be adequate.

Staff anticipates another contract amendment in order to respond to public comments on the DEIR. This is standard procedure as the number and volume of comments on the document is not known when consultants submit proposals.

**FISCAL IMPACTS**

No net cost to the City. The Master Fee Schedule requires applicants to pay for consultant costs, as well as a 35% administration fee for staff time.

*F*

---

06-26-12



**OPTIONS**

None identified.

**ATTACHMENTS**

A. Revised scope of work



March 22, 2012

Mindy Gentry  
Project Manager  
City of Antioch  
200 H Street  
Antioch, CA 94509

Re: Roddy Ranch Recirculated Environmental Impact Report – 2<sup>nd</sup> Screencheck Draft

Dear Mindy,

As we've discussed together over the past couple of weeks, I've become aware of several issues that have a material effect on our ability to complete the Roddy Ranch EIR for recirculation. I further understand that some of these issues have been "on the radar" for some time before I joined the project but without resolution to date. Other issues arose during our March 15 discussion with Christian Cebrian.

In summary, the full extent of to-be-resolved issues is substantial. I agree with your assessment that a second screencheck draft EIR is warranted. Several of these to-be-resolved issues involve substantial material changes to the project description and/or the overall EIR approach. Discussion of these issues with the project team has already entailed substantial additional time not anticipated as part of our previous budget or amendments. The purpose of this second screencheck draft is to enable Circlepoint and other project team members to resolve these still outstanding issues within a complete and sound environmental document.

Within the second screencheck draft, Circlepoint anticipates being able to address/incorporate the following issues, as well as to address other comments received to date on the first screencheck draft.

- **Golf Course Water Supply:** The Roddy Ranch Golf Course currently receives graywater from the ECCID. We now understand that the golf course will be required to discontinue its relationship with ECCID and purchase water (gray, raw, or potable) from the City of Antioch. The WSA prepared for the project did not assume any need for golf course water. The potential use of potable water for the golf course would require a revision of the WSA by the water system provider.

The Reorganization EIR assumed either the extension of the raw water line from its current terminus about 2 miles north of the golf course or the development of a scalping plant as part of the Roddy Ranch project. As the project includes no scalping plant plans, we assume the only feasible delivery system would be the extension of the raw water line. Therefore, we will need to revise and expand the cumulative analysis of the screencheck EIR to incorporate the anticipated extension of the raw water line from its current terminus at the end of Dallas Ranch Road to the project site. We assume the extension would follow the future, still to-be-determined alignment of Dallas Ranch Road. The cumulative analysis would be duly revised based on best-available information.

**Information Needed:** Confirmation from City that golf course irrigation demands could be served by future available raw or graywater.

135 Main Street, Suite 1600  
San Francisco, CA 94105  
tel 415.227.1100  
fax 415.227.1110  
www.circlepoint.com



- **Fire Station:** We understand that the project description includes a request for the project site to be annexed into the Central Costa County Fire Protection District (CCCFPD). We understand that the CCCFPD cannot ensure an adequate response time to Roddy Ranch (or other nearby areas) without the construction of a new fire station somewhere in FUA-1. Neither the City nor the CCCFPD own or have identified any land within FUA-1 for a possible future fire station. To our knowledge, no previous certified environmental document has analyzed a potential fire station in FUA-1.

To address this situation, we believe the most prudent action would be to revise the EIR project description to include acknowledgement that construction of a new fire department in FUA-1 would be required at least prior to buildout of the project site (potentially even prior to partial buildout, subject to the determination of the CCCFPD).

As there is no fire station site, funding, or building plans, a complete, meaningful project-level analysis of the new fire station is not possible. However, the EIR will need to acknowledge potential effects of a new fire station in one or more EIR technical sections as well as the cumulative analysis.

**Additional Information Needed:** Resolution of this issue does not require further information needed from City or from applicant.

- **Main Project Roadway and Empire Mine Road:** The City has stated that the applicant must provide at least one option for this roadway that stays within the project site and thus does not require the City to dedicate any public right-of-way or be contingent upon securing the approval of any other property owner. To date, all plans provided for the Recirculated Draft EIR show the main project driveway leaving the project site at the Empire Mine Road bend.

Once received, several sections and figures of the EIR will require minor revisions to incorporate/address the realigned roadway. This amendment assumes that the environmental effects of the realigned roadway will be generally similar to the effects associated with the so-called "alternate" roadway that required a retaining wall with a maximum height of about 25 feet. As part of this additional scope, Circlepoint and Pacific Biology will examine the realigned roadway to confirm this assumption. This amendment assumes the need to revise a maximum of 8 graphics to reflect these changes.

**Additional Information Needed:** Applicant's revised plans for roadway, including retaining wall elevations (needed to assess biological resource/wildlife corridor effects).

- **Ongoing Biological Resources Coordination and Section Revision:** John Zentner has provided Pacific Biology with responses to outstanding issues identified in the February 3 data request. As Pacific Biology had exhausted its scope at that point, Josh Phillips of Pacific Biology prepared a cost estimate based on anticipated time to incorporate Mr. Zentner's additional information into the Biology section of the Draft EIR. While most issues have been resolved, several required extensive back-and-forth conversation, particularly with regard to some of the experimental mitigation measures proposed. These conversations led to Pacific Biology identifying further data needs to constitute an adequate base of evidence for the EIR. In addition, Pacific Biology has proposed modifying the timing of some mitigation measures to ensure that impacts to local metapopulations are adequately addressed. Pacific Biology is currently awaiting clarification from Mr. Zentner on these issues.

**Additional Information Needed:** Identified above



**Budget**

To summarize, we see the following tasks remaining:

- Resolution of the issues above; incorporation of resolution in 2<sup>nd</sup> screencheck draft sections
- Address consolidated comments on 2<sup>nd</sup> screencheck – assumed to be minor/typographical in nature.
- Produce print/publication ready copy of Recirculated Draft EIR

In addition to these tasks, we foresee the need for ongoing project management and coordination, including periodic calls/meetings with the project team, dynamic updates to the project schedule, and other necessary coordination. This cost estimate assumes a level of effort based on the assumption that one month or less will be needed to produce the 2<sup>nd</sup> screencheck draft.

Our cost estimate for all of the work described above is \$30,250.

Should you have any questions on this, please do not hesitate to contact me at 415.227.1100, extension 129. Thank you for the opportunity to continue our engagement with the City on this project. I look forward our continued work together to bring the document to publication. We can proceed with work on this project with your authorizing signature below.

Sincerely,

John Cook, AICP  
Senior Project Manager

Authorized by the City of Antioch:

Signature

5/16/12

Date



**REPORT FROM THE CITY CLERK'S OFFICE TO THE CITY COUNCIL FOR CONSIDERATION AT THE COUNCIL MEETING OF JUNE 26, 2012**

**PREPARED BY:** Christina Garcia, Acting Deputy City Clerk  
Denise Skaggs, City Clerk

**REVIEWED BY:** Jim Jakel, City Manager

**DATE:** June 14, 2012

**SUBJECT:** RESOLUTION REQUESTING AND CONSENTING TO CONSOLIDATION OF ELECTIONS; AND SETTING SPECIFICATIONS OF THE ELECTION ORDER FOR THE NOVEMBER 6, 2012 REGULAR ELECTION

**RECOMMENDATION:**

Adopt the resolution requesting and consenting to consolidation of Elections; and setting specifications of the election order for the November 6, 2012 Regular Election including that candidate statements are limited to 250 words and the candidates are responsible for the costs of printing such statements

**BACKGROUND:**

The County Elections Department, in accordance with Election Code 10403, requires a resolution requesting consolidation be sent to the Contra Costa County Board of Supervisors for the November 6, 2012 election. Pursuant to the Election Timetable prepared by the County Elections Department, the City should consolidate with the County for the November General Election by June 29, 2012.

The nominating period for the November 2012 municipal election opens Monday, July 16, 2012. Due to City Hall being closed on Fridays, the deadline for filing papers to run for an Antioch office will be **Thursday, August 9, 2012, at 5:00 P.M.** This period will be extended 5 days, to August 14, 2012, if an incumbent fails to file. **Candidates are strongly encouraged to make appointments with the City Clerk's Office to pick up nomination papers and to file them to allow better service. Appointments can be made by calling the City Clerk's Office at 925-779-7009 or [cgarcia@ci.antioch.ca.us](mailto:cgarcia@ci.antioch.ca.us).**

As to Candidate Statements published in the Voter's Pamphlet, in accordance with Election Code §13307, the City Council is charged with establishing the word limitation and determining whether or not the City shall levy a charge for each candidate's statement of qualifications. In keeping with past practice, it is recommended that the statement be limited to 250 words (typically one page in the Voter's Pamphlet and that candidates be required, at the time of filing, to pay the \$25 filing fee, plus the entire projected cost of the candidate statement plus (10) ten percent. The County Election Department has provided an estimated cost of \$930 to file a 250-word candidate statement. Therefore, the entire amount due at the time of filing will be \$1048. This cost is based on the candidate statement being printed in both **English and Spanish** as now required by California State law.

## **FINANCIAL IMPACTS**

Having the candidates pay for the Candidates Statement is consistent with past City practice and the City has not budgeted to cover those costs in 2012.

## **OPTIONS**

Consolidation of elections is consistent with past City practice. Failing to consolidate with the County election would significantly increase election costs.

The City Council could choose a different word count for Candidate Statements, but anything over 301 words will cause a second page and double the cost. The County Elections Department also indicates that going to 300 words often means that there is no spacing and the Candidate Statements can be less readable.

/cg  
Att.

**RESOLUTION NO 2012/\*\***

**RESOLUTION OF THE CITY COUNCIL OF THE CITY OF ANTIOCH  
REQUESTING AND CONSENTING TO CONSOLIDATION OF ELECTIONS;  
AND SETTING SPECIFICATIONS OF THE ELECTION ORDER FOR THE  
NOVEMBER 6, 2012 REGULAR ELECTION**

---

**WHEREAS**, the City Council has ordered a Municipal Election to be held on Tuesday, November 6, 2012, to fill certain municipal offices; and

**WHEREAS**, other elections may be held in whole or in part of the territory of the City and it is to the advantage of the City to consolidate pursuant to Elections Code §10400; and

**WHEREAS**, Elections Code §10242 provides that the governing body shall determine the hours of opening and closing the polls; and

**WHEREAS**, Elections Code §10002 requires the City to reimburse the county in full for the services performed upon presentation of a bill to the City by the County Elections Official; and

**WHEREAS**, Elections Code §13307 requires that before the nominating period opens, the governing body must determine whether a charge shall be levied against each candidate submitting a candidate's statement to be sent to the voters; and may estimate the cost; and determine whether the estimate must be paid in advance; and

**WHEREAS**, Elections Code §12101 requires the publication of a notice of the election once in a newspaper of general circulation in the City; and

**WHEREAS**, a tie vote shall be determined by lot by the City Council pursuant to the California Election Code §15651 (a), unless the City Council adopts the provisions of Elections Code §15651 (b) prior to the election resulting in the tie vote; and

**WHEREAS**, the boundaries of the City of Antioch have not changed since the June 2012 election;

**NOW, THEREFORE, IT IS ORDERED** that an election be held in accordance with the following specifications:

**SPECIFICATIONS OF THE ELECTION ORDER**

1. The Election shall be held on **Tuesday, the 6<sup>th</sup> day of November, 2012**. The purpose of the election is to choose successors for the **following offices and terms**:

Mayor, one 4-year term

Council Members, two 4-year terms

City Clerk, one 4-year term

City Treasurer, one 4-year term



**RESOLUTION NO. 2012/\*\***

June 26, 2012

Page Two

---

2. City Council hereby requests and consents to the consolidation of this election with other elections which may be held in whole or in part of the territory of the City, as provided in Elections Code §10400.
3. The City hereby designates the hours the polls are to be kept open shall be from 7:00 A.M. to 8:00 P.M.
4. The City will reimburse the County for the actual cost incurred in conducting the election upon receipt of a bill stating the amount due as determined by the Election Official.
5. The City Council has determined **Candidates will pay for their individual Candidate's Statement.** The Candidate's Statement will be limited to 250 words. As a condition of having the Candidate's Statement published, the candidate shall pay the estimated cost at the time of filing along with the \$25 filing fee, plus 10%, as stated in Resolution 2004/50. The City Council hereby establishes the estimated cost for a candidate statement as the following: \$1048.00.
6. The City of Antioch is to publish the Notice of Election in the following newspaper: *Contra Costa Times*, a newspaper of general circulation, published daily in the City of Antioch.
7. The City Council has determined that in the event of a tie vote, then the tie will be determined by a lot pursuant to Elections Code Section 15651 (a).
8. The City directs that a certified copy of this Resolution be forwarded to the Registrar of Voters and to the Board of Supervisors of Contra Costa County.

\* \* \* \* \*

**I HEREBY CERTIFY** that the foregoing resolution was passed and adopted by the City Council of the City of Antioch at a regular meeting thereof, held on the 26<sup>th</sup> day of June, 2012, by the following vote:

**AYES:**

**NOES:**

**ABSENT:**

---

**DENISE SKAGGS, City Clerk**

# **STAFF REPORT TO THE ANTIOCH CITY COUNCIL FOR CONSIDERATION AT THE MEETING OF JUNE 26, 2012**

Prepared by: Dawn Merchant, Finance Director

Approved by: Jim Jakel, City Manager

Date: June 18, 2011

Subject: Adoption of the 2012-13 Budget

## **RECOMMENDATION**

- Approve the Resolution of the City Council of the City of Antioch Approving and Adopting an Operating Budget Fiscal Year 2012-13, Appropriating the Funds Necessary to Meet the Expenditures set Forth Therein, and Revising the Fiscal Year 2011-12 Operating Budget.

## **SUMMARY**

The draft 2012-13 Budget Document is provided for Council review and approval. There have been several study sessions since April 2012 on different sections of the budget. The document before Council is the culmination and incorporation of all the feedback and direction provided by Council.

## **DISCUSSION**

The purpose of this agenda item is to approve the FY2012-13 Operating Budget and the revised FY2011-12 Operating Budget.

### **Highlights to the Budget**

Balancing the City's budget has been a challenging task the last few budget years as economic recovery continues to be slow in the City of Antioch. We have been successful in making tough choices and conscientious spending decisions in order to slowly rebuild the General Fund to a projected ending fund balance of approximately \$7.8M at June 30, 2012, as compared to \$11.9M at June 30, 2007 before the downturn. The road that lies ahead the next two budget cycles will be an equally challenging task as projected revenues continue to remain fairly stagnant. While we are projecting a 4.8% increase in sales taxes, we are projecting a 2% decline in our property tax base in the upcoming fiscal year and fiscal year 2012 was the final grant funding year for the COPs hiring recovery grant. Without a significant turnaround in home values and growth of other existing and new revenue sources, the City will continue to struggle to provide the basic services the community needs for health, safety, welfare and recreation. With revenue projected to decrease slightly (\$123,866) from fiscal year 2012 due mainly to the loss of grant revenue and many of the agreements with our bargaining groups triggering pay increases, we find ourselves with the potential of outpacing our revenues once again by \$2.46M in fiscal year 2013. This deficit has a potential to grow substantially to almost \$4.9M in fiscal year 2014. This underscores the absolute need to grow revenues in order to

be able to continue to provide quality basic services. Some final highlights of the fiscal year 2013 General Fund budget are outlined below.

- 2% decrease in property tax. This may change when we are provided fiscal year 2013 assessed values by the County in July.
- 4.8% increase in sales tax.
- Maintain 5% reserve for compensated absences.
- Continue to pay for street light electricity costs out of the Gas Tax Fund.
- Continue to not fund Vehicle Replacement Fund with General Fund divisions.
- Continue to fund medical after retirement benefits on a pay as you go basis.
- Assumes Council voluntary salary reductions continue.
- Council committed \$100,000 of monies received from GenOn Marsh Landing LLC towards Code Enforcement (this is reflected in the resolution adopting the budget). We are projecting \$50,000 of that to be spent in fiscal year 2013 with remaining to be carried forward into fiscal year 2014.

### **General Fund Reserves**

The City's reserve policy for the General Fund states that unassigned fund balance will be a minimum of 10% with a goal of maintaining a level of 15% of General Fund operating revenues. Since 2010, we have been able to successfully meet or exceed the percentage levels as follows:

- 2010 – 14.54%
- 2011 – 18.97%
- 2012 – 22.41%
- 2013 (projected) – 14.61%

While this is great news, it is important to note that the percentages can be misleading as they are based on much lower revenue levels of approximately \$34M now as compared to \$47M in fiscal year 2007 before the recession. We have to provide services with \$13M less, but we are slowly rebuilding and this allows us to move forward with planning for future potential financial risks and replenishment of other reserves maintained in the City as discussed in depth in the following paragraphs.

We have recently learned that the City's deductibles for property insurance claims will be increasing substantially in the upcoming fiscal year due to our risk pool's loss experience and the general hardening of the property insurance market. Starting July 1, our deductible for all risks will increase from \$5,000 to \$25,000 and water damage from \$5,000 to \$150,000. After a review of our claim history since 2008, particularly water damage claims, it is fiscally prudent to set-aside reserves to cover potential exposure to claims whether third party or deductible related. Therefore, as Council will see in the budget document and resolution adopting the budget, we have revised the reserve for litigation to "reserve for litigation/insurance" to cover potential exposure and have committed \$170,000 to this reserve in fiscal year 2013.

At the first study session on April 24<sup>th</sup>, staff recommended committing future reimbursements received from the State Department of Water Resources (DWR) for "usable river water" days in any given fiscal year to either 1) replenish litigation and replacement reserves in a budget year that there is a

surplus (i.e., revenues exceed expenditures and unassigned fund balance is at least 10% or 2) offset deficit spending in a budget year that expenditures exceed revenues and/or unassigned fund balance falls below 10%. This policy on the commitment of the reimbursement is reflected in the resolution adopting the budget. We have been notified by the DWR that we will not be receiving reimbursement in fiscal year 2012 and we will not know the status of any potential reimbursement to be received in fiscal year 2013 until late in the fiscal year.

### Summary of General Fund Budget

The following table provides a summary of the revised fiscal year 2012 budget, the proposed 2013 budget and projections for fiscal year 2014.

	Revised June 30, 2012	Proposed June 30, 2013	Projected June 30, 2014
<b>Projected Fund Balance July 1</b>	<b>\$6,785,056</b>	<b>\$7,801,628</b>	<b>\$5,341,227</b>
<b>Revenues:</b>			
Taxes	25,725,241	26,188,947	26,644,175
Licenses & Permits	891,665	754,040	774,040
Fines & Penalties	79,000	100,000	115,000
Investment Income & Rentals	454,350	462,440	470,690
Revenue from Other Agencies	868,338	157,000	82,000
Current Service Charges	1,738,050	1,723,810	1,760,607
Other Revenue	931,293	1,107,520	307,520
Transfers In	3,698,483	3,768,797	3,670,467
<b>Total Revenues</b>	<b>34,386,420</b>	<b>34,262,554</b>	<b>33,824,499</b>
<b>Expenditures:</b>			
Legislative & Administrative	2,382,305	2,476,734	2,310,731
Finance	1,815,654	1,328,291	1,377,182
Nondepartmental	1,288,034	1,236,995	1,434,523
Public Works	4,459,010	5,289,363	5,181,833
Police Services	23,306,019	25,284,676	27,152,392
Police Services – Animal Support	490,425	529,633	568,314
Recreation/Community Services	416,295	596,720	665,750
Community Development	1,130,601	1,431,333	1,453,485
Capital Improvement	246,386	223,122	255,267
Interfund Charges	(2,164,881)	(1,673,912)	(1,695,693)
<b>Total Expenditures</b>	<b>33,369,848</b>	<b>36,722,955</b>	<b>38,703,784</b>
<b>Net</b>	<b>1,016,572</b>	<b>(2,460,401)</b>	<b>(4,879,285)</b>
<b>Projected Fund Balance June 30</b>	<b>\$7,801,628</b>	<b>\$5,341,227</b>	<b>\$461,942</b>
Committed-Compensated Absences	94,030	115,000	115,000
Committed-Code Enforcement	0	50,000	0
Committed-Litigation/Insurance	0	170,000	170,000
<b>Unassigned Fund Balance %</b>	<b>22.41%</b>	<b>14.61%</b>	<b>0.52%</b>

As you can see, fund balance is projected to exceed a 10% unassigned level in both fiscal year 2012 and 2013. While the last General Fund projections presented to Council during the study sessions projected \$152,000 in surplus revenues over expenditures for the current fiscal year, that number now stands at just over \$1M. \$225,000 of this amount is due to a public works project moved to fiscal year 2013 with the remaining being realized from a combination of savings from salary (including overtime), supplies and contractual services. This is excellent news, but without additional new revenue sources generated by the City or a significant economic turnaround, we anticipate deficit spending of almost \$2.5M in fiscal year 2013. While we project fiscal year 2014 to no longer be in deficit position, \$461,942 would not be a prudent target. It is imperative as we move forward Council and staff continue to explore new ways to generate revenues. Specific details of this budget and all remaining funds of the City can be found in the draft budget document provided.

### **Budgeted Staffing and Department Clarifications**

The draft budget maintains existing department organization and funded staffing levels with the following exceptions:

- The Narcotics Division in the Police Department has been renamed the Special Operations Unit.
- The Senior Division within the Recreation Budget reflects the authorization to fund a Recreation Coordinator position and freeze the existing Secretary II position currently funded. The Recreation Coordinator position is currently an unfunded/non-authorized position. This change is also reflected on the staffing levels table in the budget document.
- Public Works is in the process of a proposed reorganization due to the departure of the Capital Improvements Director and retirement of key personnel within the Water Enterprise. To achieve the reorganization, the budget document reflects freezing the Capital Improvement Director and the funding of an Assistant City Engineer position (reporting directly to the Director of Public Works) to directly supervise Capital Improvements; expansion of the Director of Public Works position to include City Engineer; freezing of the Streets Supervisor position to be replaced with a new position entitled Operations Supervisor; expansion of the Deputy Director of Public Works position to include Operation/Collections/NPDES and freezing the Collections Systems Superintendent; freezing one Mechanic position to be replaced with a Mechanic Lead Worker; and the freezing and/or deletion of a Marina Maintenance Worker position in the Marina Enterprise Fund to be replaced with a lead worker position. Exact position titles may change due to the meet and confer process which will need to occur and once exact job specifications are created. Formal action regarding the positions will be brought back to Council but are included in the budget document to memorialize the reorganization.
- Funding all vacant positions in the Water and Sewer Enterprise with the exception of the Collections System Superintendant. All vacancies were funded in the adopted fiscal year 2012 budget but fiscal year 2012 has been revised to fund only filled positions as we were unable to complete recruitments. The fiscal year 2013 proposed budget reinstates a half year of funding to fill the vacancies.
- While Council authorized filling one vacant Code Enforcement Officer position in fiscal year 2012, we were unable to successfully fill the position and Council authorized a contract for Code Enforcement in the interim. The fiscal year 2013 reflects funding for this as a contractual service, with fiscal year 2014 projections funding of an actual position.

## **Other Items**

As Council is aware, Humphrey's on the Delta (Humphrey's) restaurant has been facing financial challenges and its owner Eva Romero has only paid \$1,000 towards rent to the City (which is maintained in the Marina Enterprise Fund) since June 2011. By March 2012 when the City sent the latest delinquency notice, more than \$35,000 in rent owed. Then the City received notice that Ms. Romero had defaulted on a loan from Wells Fargo and that a foreclosure sale was scheduled for June 1, 2012. On May 31<sup>st</sup>, Ms. Romero filed Chapter 11 bankruptcy which halted the sale. It has also come to our attention that the sewer charges collected on the property tax bill are also delinquent. While the City will be filing a claim for monies due us prior to May 31<sup>st</sup>, we have had to write off rent totaling \$48,068 as bad debt in the Marina Fund in this current fiscal year. It is unknown at this time, how much, if any, we may recover through the bankruptcy proceedings. Rent revenue from June 1<sup>st</sup> forward is budgeted in the Marina Fund as future debts of the owner are not discharged, but collectability is a very real risk at this point. The Marina Fund is projected to have sufficient net assets to cover operations with this loss in revenue in fiscal year 2012 and 2013 so there is no General Fund impact at this time. With the loss of redevelopment funding to the Marina, rent from this establishment is a vital source of operating revenue now more than ever and will be imperative to collect going forward to help avoid a General Fund subsidy in the future. We will continue to keep Council updated as we receive more information.

## **OPTIONS**

1. Adopt the FY2012-13 budget as presented
2. Do not adopt the FY2012-13 budget

## **ATTACHMENTS**

1. Draft Fiscal Year 2012-13 Operating Budget
2. Resolution of the City Council of the City of Antioch Approving and Adopting an Operating Budget for Fiscal Year 2012-13 and Appropriating the Funds Necessary to Meet the Expenditures Set Forth Therein and Revising the 2011-12 Operating Budget

**RESOLUTION NO. 2012/**

**RESOLUTION OF THE CITY COUNCIL OF THE CITY OF ANTIOCH APPROVING AND ADOPTING AN OPERATING BUDGET FOR FISCAL YEAR 2012-13, APPROPRIATING THE FUNDS NECESSARY TO MEET THE EXPENDITURES SET FORTH THEREIN, AND REVISING THE 2011-12 OPERATING BUDGET**

**WHEREAS**, the City Manager of the City of Antioch, in accordance with Antioch Municipal Code, Title 2, Section 2-2.06(B)(7), has submitted to the City Council a Preliminary Operating Budget for the 2012-13 Fiscal Year; and

**WHEREAS**, the City Council of the City of Antioch has heretofore considered said Operating Budget; and

**WHEREAS**, the City Council did receive, consider and evaluate all public comments on the 2012-13 Operating Budget document as submitted by the City Manager; and

**WHEREAS**, the City Council did receive, consider and evaluate the revised 2011-12 portion of the Operating Budget as submitted; and

**WHEREAS**, in facing declining resources for maintenance of parks, trails and paths, including recreational trails, bike paths, and the trail at the Marina and along the riverfront, the City Council realizes that it could close some of these amenities as it strives to attain a balanced budget, but has determined that it is in the public interest to leave these important recreational amenities open but with reduced maintenance; and

**NOW THEREFORE BE IT RESOLVED:**

**SECTION 1.** The City Manager's 2012-13 Fiscal Year Operating Budget, for general and special City purposes, and the 2011-12 Fiscal Year revised budget are hereby approved and adopted.

**SECTION 2.** The City's reserve policy is as follows:

- General Reserves - General Fund unassigned fund balance of the City will be a minimum of 8% of General Fund operating revenues, with a goal of reaching a minimum of 10% or maintaining a reserve level of 15% of General Fund operating revenues.
- Replacement Reserves – Reserves for replacement of capital equipment in the Office Equipment Replacement Fund and the Equipment Maintenance Fund.
- Mandated Liabilities Reserve – Reserves for compensated absences will be committed at 5% of the total compensated absences liability provided in the previous year's annual audit.
- Litigation/Insurance Reserve – Reserves for litigation and increased insurance deductibles (whether third-party or self-insurance) will be committed in the amount of \$170,000 for the 2012-13 fiscal year.

**SECTION 3.** Appropriations and Amendments Control Policy is as follows:

Appropriations requiring Council action are:

- Appropriation of reserves, except replacement reserves;
- Transfers between funds;
- Appropriations and amendments of any unbudgeted expenditures;
- Appropriations and amendments of any unassigned revenues; and
- Inter-fund loans.

Appropriations and amendments requiring City Manager action are:

- Transfers between departments within a fund (e.g. between Public Works and Police);
- Transfers between line items within a department or division above \$50,000 per occurrence, and
- Appropriation of replacement reserves.

Department Heads may approve:

- Transfers between line items within a department or division up to and including \$50,000 per occurrence.

**SECTION 4.** The City Council hereby approves and adopts the following commitments of Fund Balance:

1. The ability to divert water from the San Joaquin River is a pre-1914, judicially recognized water right asset held by the City of Antioch. Therefore, effective with the 2011/12 fiscal year, the City Council of the City of Antioch hereby commits the portion of General Fund fund balance generated by the reimbursement from the State Department of Water Resources for “usable river water” days per month to the following purposes:
  - In a budget year that reimbursement is received and there is a budget surplus (i.e., revenues exceed expenditures and unassigned fund balance is at least 10%), monies received shall be used to replenish the litigation and replacement reserves; or
  - In a budget year that reimbursement is received and there is a budget deficit (i.e., expenditures exceed revenues and/or unassigned fund balance is below 10%), monies received shall be used to offset the deficit.
2. Effective with the 2012/13 fiscal year, the City Council of the City of Antioch hereby commits \$100,000 of General Fund monies received from GenOn Marsh Landing, LLC to be used for the Code Enforcement program.

\* \* \* \* \*

**I HEREBY CERTIFY** that the foregoing resolution was passed and adopted by the City Council of the City of Antioch at a regular meeting thereof, held on the 26th day of June 2012, by the following vote:

AYES:


NOES:

ABSENT:

\_\_\_\_\_  
DENISE SKAGGS, CITY CLERK



# CITY OF ANTIOCH



## FISCAL YEAR 2012-13 DRAFT OPERATING BUDGET

**CITY OF ANTIOCH  
2012-13 OPERATING BUDGET**

**CITY OF ANTIOCH, CALIFORNIA  
2012-13 DRAFT OPERATING BUDGET**

**CITY OF ANTIOCH  
2012-13 OPERATING BUDGET**

**CITY OF ANTIOCH  
2012-13 DRAFT OPERATING BUDGET**

**Adopted XXXXXXXX**

**City Council**

**James D. Davis, Mayor  
Wade Harper, Mayor Pro Tem  
Mary Helen Rocha, Council Member  
Brian Kalinowski, Council Member  
Gary Agopian, Council Member**

**Other Elected Officials**

**Denise Skaggs, City Clerk  
Donna Conley, City Treasurer**

**City Attorney**

**Lynn Tracy Nerland**

**City Manager**

**James M. Jakel**

**CITY OF ANTIOCH  
2012-13 OPERATING BUDGET**

**Department Directors**

**Tina Wehrmeister, Community Development Director  
Dawn Merchant, Finance Director  
Allan Cantando, Police Chief  
Ron Bernal, Public Works Director  
Alan Barton, Information Services Director**

**City of Antioch  
Third & "H" Streets, P.O. Box 5007  
Antioch, California 94531-5007  
[www.ci.antioch.ca.us](http://www.ci.antioch.ca.us)**



June 26, 2012

Honorable Mayor and City Council:

With this transmittal I submit the Fiscal Year 2012-2013 City of Antioch budget. The budget development process has been challenging for all those connected with the City and included three council work sessions and formal council meetings. The City Council and staff have worked hard to develop a budget that allows the City to live within its means and maintain a reserve meeting City policy of between 10-15% of General Fund Revenue.

Our residents have had the value of their homes decrease and their buying power diminished. This trickles impacts to the City of Antioch as a huge loss in property tax revenues. This loss has affected the City's ability to maintain its level of services provided to the public. Approximately seventy percent of the city's General Fund expenditures are in personnel costs, therefore the City has had a significant reduction in force resulting in 159 vacant positions: a 40% vacancy rate in staffing.

The City began the process of addressing economic challenges in fiscal year 2008 with the adoption of tiered retirement and medical after retirement plans for new employees; many other public agencies are now following suit. As the economy worsened in fiscal year 2009, the City implemented furloughs and layoffs, negotiated concessions with employee bargaining groups, cut expenditures, pursued grant funding, utilized onetime revenues and froze positions. These actions continued into fiscal year 2012 and are likely a necessity for the next several years.

Tough decisions and unpopular decisions have been made to allow us to align our revenues and expenditures again. Now we need to rebuild our operating foundation in order to provide an acceptable level of service to our citizens.

## **ACCOMPLISHMENTS**

We have closed the prior budget period with many successes. These include the following:

- Placed measures related to directly elected mayor, city clerk and treasurer before the voters
- LAFCO progress continued on GenOn application
- City Council Goal Setting Workshop held in July
- Adopted budget with fund balance consistent with reserve policy
- Development Impact Fee Analysis nearing completion
- Transitioned to the end of redevelopment
- Graffiti Removal Program continued
- An analysis begun of use for remaining Mello Roos funding
- Staged all-day Rebuilding Together Forum for all staff
- Completed labor contract negotiations with final remaining groups
- Continued to guide the City through significant budget reductions brought on by extended economic downturn
- Continued restructure of city organization
- Monitored and protected City's water rights
- GenOn Power Plant Tax Transfer Agreement nearing completion and approval by LAFCO
- Highway 4 construction moving forward
- Ferry Service to San Francisco project sustained despite reduced ridership projection study
- Grant writing successful for a variety of awards and grants
- Fresh and Easy store on Lone Tree opened
- EBART Extension Study funded and preliminary phase completed
- Economic development efforts with Antioch Auto Center, Humphrey's Restaurant, Highway 4 billboard and Macerich all underway

## BUDGET DECISIONS

During budget development our energy was focused on the General Fund, where general revenues are accumulated to support the day to day operations of the City. The City does, however, have several other Funds that together comprise the entire fiscal picture of the City.

Total city wide revenue receipts are projected at \$108,441,993 for 2012-2013 and \$109,971,325 for 2013-2014 and are broken down by fund as follows:

### REVENUES - ALL CITY FUNDS

<b>FUND</b>	<b>Proposed 2012-2013</b>	<b>Projected 2013-2014</b>
General Fund	\$34,262,554	\$33,284,499
Special Revenue Funds	18,139,683	17,951,684
Capital Projects Funds	2,661,350	4,544,850
Debt Service Fund	932,990	936,772
Internal Service Funds	5,787,761	6,596,689
Enterprise Funds	30,984,680	31,973,902
City of Antioch as Successor Agency and Housing Successor to the Antioch Development Agency Funds	5,594,097	5,275,250
Antioch Public Financing Authority	10,078,878	9,407,679
<b>TOTAL REVENUES</b>	<b>\$108,441,993</b>	<b>\$109,971,325</b>

Total City wide expenditures are projected at \$115,021,763 for 2012-2013 and \$117,107,055 for 2013-2014 and are broken down by fund as follows.

**EXPENDITURES - ALL CITY FUNDS**

<b>FUND</b>	<b>Proposed 2012-2013</b>	<b>Projected 2013-2014</b>
General Fund	\$36,722,955	\$38,703,784
Special Revenue Funds	21,603,897	19,713,611
Capital Projects Funds	4,116,838	5,909,201
Debt Service Fund	932,985	936,729
Internal Service Funds	7,181,019	7,535,649
Enterprise Funds	30,984,680	33,601,508
City of Antioch as Successor Agency and Housing Successor to the Antioch Development Agency Funds	5,664,081	5,621,265
Antioch Public Financing Authority	7,815,308	5,085,308
<b>TOTAL EXPENDITURES</b>	<b>\$115,021,763</b>	<b>\$117,107,055</b>

Some final budget highlights for fiscal year 2013 are outlined below.

- 2% decrease in property tax.
- 4.8% increase in sales tax.
- Maintain 5% reserve for compensated absences and a \$170,000 reserve for litigation/insurance.
- Continue to pay for street light electricity costs out of the Gas Tax Fund.
- No Funding for Vehicle Replacement Fund with General Fund divisions.
- Continue to fund medical after retirement benefits on a pay as you go basis.
- Increased PERS contributions by employees, with the implementation of a second retirement tier for public safety employees underway.
- No earthquake insurance.



## **RESERVE POLICIES**

The City's current reserve policy continues to establish reserves for the following items:

- General Reserves – General Fund Unassigned Fund balance of the City will be a minimum of 10% of General Fund operating revenues, with a goal of reaching or maintaining a reserve level of 15% of General Fund operating revenues. This budget projects a reserve of 14.61%.
- Replacement Reserves – Reserves for replacement of capital equipment in the Office Equipment Replacement Fund and the Vehicle Replacement Fund.
- Mandated Liabilities Reserve – Reserves for compensated absences will be set at 20% of the total compensated absences liability provided in the previous year's annual audit. This budget maintains the reserve at 5%.
- Litigation/Insurance Reserve – Reserves for litigations and insurance deductibles (either third party or self-insurance) will be set at ten times the City's self insured retention. This budget sets a reserve of \$170,000 due to increased deductibles for property insurance claims.

## **ECONOMIC OUTLOOK**

Over the past year the level of residential development within the Bay Area and State has continued at a slow pace with negative consequences for those local and regional economies reliant on new housing construction. In 2003, the Council made a decision to slow down the aggressive residential development that had been occurring over the prior 10 years. The Council voted to limit the number of approved residential units to 600 per year, down from over 1000 per year at the start of the decade. Antioch voters confirmed the desire to slow residential growth by approving a measure in 2005 that established an Urban Limit Line for the City and deferred any future residential development approvals. The focus of development since 2003 has been primarily commercial development. The new office, commercial and flex-space developments have created the opportunity for thousands of new jobs within the City. New jobs, over time, will lead to growth in our local economy. Because of steep declines in property values, Antioch property owners have seen the local tax burden reduced significantly. While home owners realize significant reductions in property taxes this directly translates into reduced city services. It may be a number of years until property values and the associated taxes return to the levels needed to fully support city services.

This fiscal year, we experienced development at the northwest corner of Lone Tree Way and Bluerock Ave. with the opening of a Fresh-n-Easy Market. Antioch Auto Center is recovering from the economic slowdown and is considering expansion. The center's owner, Tom Nokes, generously donated \$90,000 to the City of Antioch to support the police department. Mike Rose Auto Body finished a multi-million dollar renovation of a former auto dealership. The planning of the eBART project in east Antioch continues

and the City will be working diligently to ensure that the land use around the area will maximize the potential for Transit-Oriented Development to bring additional jobs and sales tax dollars to Antioch. Staff also continues to work on the Northeast Annexation project in partnership with GenOn Marsh Landing LLC. If this project is successfully completed, it will provide a much needed economic boost for the City.

At both the State and National levels, the slowdown in the housing market, a still tight credit market and the high cost of fuel, food clothing and other essentials are current impediments to statewide economic expansion. The continuing uncertainty surrounding the state budget adds to the unpredictability of economic recovery. That said, data is indicating that both the state and national economies are starting a slow recovery and the danger of a double dipped recession may have passed.

### **FUTURE CHALLENGES**

The City Council also has other projects and plans that will enrich the City and make Antioch an even more enjoyable place to live, work and play. I look forward to helping focus and guide us through these objectives which include:

- Continue to develop Executive Management Team
- Focus on succession planning
- Continue to lead organization through very challenging financial times
- Continue to work with EBART and the Highway 4 project to address local circulation and land use concerns
- Encourage existing retail expansion as economic development opportunities arise
- Work on PG&E Power Plant Out of Area Service/Benefit Agreement
- Complete the transition of redevelopment activities in the post-redevelopment environment
- Work on attracting additional employment opportunities for residents in Antioch
- Ensure ferry service to San Francisco through the EIR process is completed and the project be well positioned before the WETA Board
- Work with adjacent cities to explore opportunities for cost sharing and interagency cooperation
- Re-establish code enforcement function at some level
- Complete artificial turf fields at James Donlon
- Encourage job relocation to Antioch

- Hold planning/goal sessions for 2013-14 and beyond
- Take a proactive approach to protecting the City's water rights
- Complete Fee Impact Study
- Adopt and complete the Tax Transfer Agreement with Contra Costa County related to the Northeast Antioch annexation/begin economic development
- Hold joint Unified School District/City Council Meeting
- Pursue innovative revenue generating opportunities
- Develop blight reduction plan
- Support community efforts to pursue enhanced funding for law enforcement

We should make note again of the significant contributions all of our staff have made in assisting the City in getting through the challenging times.

In closing, I want to acknowledge and thank all of the individuals who assisted in development and production of this budget and final document. The staff and I look forward to working with the City Council to implement the FY 2012-2013 Adopted Budget and to continue to improve the fiscal stability of the City.

Respectfully submitted,



JIM JAKEL  
City Manager

**CITY OF ANTIOCH  
2012-13 OPERATING BUDGET**

**TABLE OF CONTENTS**

	<u>Page</u>
Message from the City Manager .....	i-vii
Table of Contents .....	1
Budget Guide .....	4
Community Profile .....	7
Budget Strategies and Policies .....	10
Appropriation Limit Resolution 2012/32 .....	15
Resolutions For Adoption the City, APFA, Successor Agency and Housing Successor Budgets .....	16
Staffing Overview .....	20
<b>Financial Summaries</b> .....	<b>38</b>
General Fund Revenues .....	40
Fund Transfers.....	46
Interfund Charges .....	47
<b>GENERAL FUND SUMMARY</b> .....	<b>54</b>
General Fund Revenue and Expenditure Summary .....	57
Fund Balance History .....	58
General Fund Revenues .....	59
General Fund Expenditures .....	62
Legislative & Administrative	
City Council .....	68
City Attorney .....	70
City Manager .....	73
City Clerk .....	76
City Treasurer .....	78
Human Resources .....	79
Economic Development .....	81
Finance.....	83
Non-departmental .....	91
Public Works (General Fund) .....	92

**CITY OF ANTIOCH  
2012-13 OPERATING BUDGET**

Police.....	114
Recreation/Community Services .....	137
Community Development .....	138
<b>SPECIAL REVENUE FUNDS .....</b>	<b>148</b>
Federal Asset Forfeiture Fund .....	151
Delta Fair Property Fund .....	152
Community Development Block Grant (CDBG) Fund.....	153
Gas Tax Fund .....	155
Animal Control Fund .....	157
Civic Arts Fund.....	160
Park In Lieu Fund.....	162
Senior Bus Fund .....	163
Recreation Fund.....	165
Traffic Signal Fund .....	183
Police Asset Forfeiture Fund.....	184
Measure J Growth Management Fund .....	185
Child Care Fund .....	187
Tidelands Fund .....	188
Solid Waste Reduction Fund.....	189
Abandoned Vehicle Fund.....	193
National Pollutant Discharge Elimination (NPDES) Fund.....	194
Supplemental Law Enforcement Service Grant (SLESF) Fund.....	197
Byrne Grant Fund.....	198
CDBG Revolving Loan Fund.....	199
Traffic Safety Fund.....	200
PEG Fund.....	201
Street Impact Fund.....	202
Street Light and Landscape Maintenance District Funds .....	203
<b>CAPITAL PROJECTS .....</b>	<b>224</b>
<b>DEBT SERVICE FUNDS .....</b>	<b>234</b>

**CITY OF ANTIOCH  
2012-13 OPERATING BUDGET**

<b>ENTERPRISE FUNDS</b> .....	237
Water Fund.....	239
Sewer Fund.....	248
Marina Fund .....	254
Prewett Park Fund .....	259
<b>INTERNAL SERVICE FUNDS</b> .....	269
Vehicle Replacement Fund.....	271
Vehicle Equipment Maintenance Fund .....	272
Information Systems Fund .....	273
Post Retirement Medical Funds .....	282
Loss Control Fund.....	285
<b>ANTIOCH PUBLIC FINANCING AUTHORITY</b> .....	286
<b>CITY OF ANTIOCH AS SUCCESSOR AGENCY AND HOUSING SUCCESSOR TO THE ANTIOCH DEVELOPMENT AGENCY</b> .....	291
Housing Fund.....	293
Redevelopment Obligation Retirement Fund.....	294
Successor Agency Debt Service Area #1 Fund.....	295
Successor Agency Debt Service Area #2 Fund.....	296
<b>SUPPLEMENTARY INFORMATION</b> .....	297
Future Economic/Incentive Commitments .....	298
Debt Service Repayment Schedules .....	300
Glossary .....	308

# CITY OF ANTIOCH 2012-13 OPERATING BUDGET

## BUDGET GUIDE

---

A budget serves many purposes. In addition to its inherent value as a resource and spending plan for the City, it informs the public about the City's financial strategies and provides the documentation needed for other financial-related matters such as audits, loans and grants.

The goal of the City's annual budget is to provide a plan that allocates resources to meet the needs and desires of Antioch residents. The budget is one way in which the City Council and City staff responds to the community's needs. It balances City revenues and costs with community priorities and requirements. The City's fiscal year is July 1<sup>st</sup> to June 30<sup>th</sup>.

In preparing the FY 2012-13 budget, City staff reviewed the 2011-2012 fiscal year and estimated the expenditures and revenues anticipated for the next year. As a result, this budget incorporates revenues and expenditures that are expected to be incurred during FY 2012-13.

## DOCUMENT ORGANIZATION

### *Message from the City Manager*

In his message, the City Manager summarizes the proposed budget to the City Council. He outlines strategies and objectives for change and improvements, lists FY 2011-2012 accomplishments, highlights the financial outlook, and summarizes the City's priorities for FY 2012-13. The most critical issues facing each department during the coming fiscal year are also highlighted and discussed in this section of the document.

### *Community Profile*

This section contains valuable information about the City, its people, and its businesses. City services, population and housing, employment, transportation, and school services are discussed.

### *Budget Strategies and Policies*

Included in this section are descriptions of finance-related information such as the City's financial objectives, reporting requirements, management responsibilities, reserve descriptions, appropriation control debt management and investment reporting.

### *Staffing Overview*

This section provides an overview of the City's current staffing levels and highlights any new positions included in the budget.

## CITY OF ANTIOCH 2012-13 OPERATING BUDGET

### ***Financial Summaries***

An overall financial picture of Antioch by fund type is shown in this section, including a description of General fund revenues and summary financial tables.

### ***City Budgets By Fund***

These sections provide detailed information for each fund of the City, grouped by fund type. The City maintains the following fund types: General Fund, Special Revenue Funds, Capital Projects Funds, Debt Service Funds, Internal Service Funds and Agency Funds. Information about each department within the fund, including department and division descriptions, FY 2012-13 objectives, sources of revenue, and anticipated expenditures are included.

### ***City of Antioch as Successor Agency and Housing Successor to the Antioch Development Agency (ADA)***

The Antioch Development Agency (ADA) was formed June 25, 1974, for the purpose of renovating designated areas within the City of Antioch. Effective February 1, 2012, all redevelopment agencies were abolished as a result of AB 1X26 (the Dissolution Act). The City of Antioch elected to become the successor agency and housing successor for the ADA and as such has adopted an Enforceable Obligations Schedule (EOPS) outlining existing obligations to be paid by the former redevelopment agency. As Successor Agency and Housing Successor, the City is responsible for winding down the operations of the former Antioch Development Agency and paying the obligations until satisfied. Contra Costa County will distribute property tax increment to the City to pay obligations as they come due in six month increments based on a Recognized Obligation Payment Schedule (ROPS) that is submitted to the County Auditor Controller, State Auditor Controller, State Department of Finance and Oversight Board to the City as Successor Agency twice a year.

### ***Antioch Public Financing Authority (APFA)***

The Antioch Public Financing Authority (APFA) is a nonprofit corporation organized by the City and ADA to provide financial assistance to the City and the ADA by financing real and personal property and improvements for the benefit of the residents of the City. It is a blended component unit of the City, and is accounted for in separate funds of the City. As such, the APFA has its own budget section. The APFA consists of four funds. Information on each fund can be found in the APFA section of this budget.

## **BUDGET PROCESS**

- |                          |   |
|--------------------------|---|
| <b>January/February:</b> | Preliminary department budgets are submitted and preparation of draft budget document |
| <b>April:</b>            | City Manager approves draft budget and workshops and presentations on budget begin    |
| <b>May:</b>              | Budget presentations continue and public hearing is scheduled                         |
| <b>June:</b>             | Final budget is adopted for next year cycle   |



## **CITY OF ANTIOCH 2012-13 OPERATING BUDGET**

### ***Midyear Review***

In October of each year, the City Manager and Finance Director give the Council a report on current year revenues and expenditures. Budget adjustments, if required, are approved by the City Council.

### ***Department Preliminary Submittals***

Each Department must submit their preliminary budget to the City Manager via the Finance Department by mid-March. These budgets must include requests for reclassification and/or reorganization, program changes, services level adjustments, and anticipated revenues and expenditures. In addition, the Human Resources Department provides information regarding changes in fixed labor costs and the Finance Department provides estimated General Fund revenues.

### ***Budget Document Preparation and Approval***

The Finance Department prepares the draft budget for review by the City Manager. Following meetings with Department Directors, adjustments made by the City Manager are incorporated into a final draft budget. Workshops with the City Council and public presentations at regular meetings of the Council begin in March and continue through April and May. A public hearing is held in June. Citizens are encouraged to give input and voice their opinions during this open session. The budget and any suggested changes are reviewed and approved by the Council no later than June 30<sup>th</sup>.

# **COMMUNITY PROFILE**

# CITY OF ANTIOCH 2012-13 OPERATING BUDGET

## COMMUNITY PROFILE

Antioch has become one of the most popular communities in East Contra Costa County and is referred to as "The Gateway to the Delta" because of its proximity to the San Joaquin Delta, and is among the most affordable communities in the San Francisco Bay Area.

Antioch is located on the banks of the San Joaquin River in Northern California. Just off of Highway 4, in Contra Costa County. With a population of over 100,000 people, Antioch has become the heart of Eastern Contra Costa County, offering a variety of employment; shopping and vast recreational activities.

Housing options include many new home developments as well as more established communities. Many of the local residents commute to other areas in Contra Costa, Alameda, Santa Clara, San Francisco and San Joaquin counties for employment. Employment opportunities have increased in the nearby communities and continue to add to the popularity of Antioch's housing market.

### **Government**

The City of Antioch incorporated in February, 1872 as a general law city and operates under a Council-Manager form of government. Policy making and legislative authority is vested in a five-member City Council consisting of a Mayor and four Council Members. The four Council Members are elected to four-year overlapping terms. The Mayor is directly elected to a four-year term.

The City Council's main duties include passing ordinances, adopting the budget, appointing committees, and hiring both the City Manager and City Attorney.

The City Manager is responsible for implementing the policies and enforcing the ordinances adopted by the City Council, overseeing day-to-day operations of city government, and appointing the heads of the various city departments

### **Population**

After three decades of substantial growth in residential construction the City of Antioch's population has stabilized at 103,054, making it the third largest city in Contra Costa County.

### **Labor Force and Employment**

The City of Antioch's total labor force (employed residents) is 44,400 and the unemployment rate is 10.3 percent. Many of our residents are employed in jobs located in neighboring communities. The range of their occupations includes sales, managerial services, technical support, professional specialties, warehousing and manufacturing.

Employment within the City of Antioch is growing and is concentrated in six industry sectors – professional and business services, healthcare, financial services, retail, public sector employment and limited manufacturing.

### **Housing Units**

As of the 2010 census, there were 34,849 housing units in the City of Antioch. Persons per household number was 3.15 and the housing unit vacancy rate was 7.5 percent.

# CITY OF ANTIOCH 2012-13 OPERATING BUDGET

## COMMUNITY PROFILE

### **Transportation/Access**

California State Highway 4, connecting San Francisco-Oakland with Stockton and Central Valley points, bisects the City. Connecting with this freeway east of Antioch is State Highway 160, running north to Sacramento, across the Nejedly Bridge, offering access to Solano County and the Sacramento area.

A section of the new Highway 4 Bypass was recently opened which connects Highway 4 to Lone Tree Way and the existing middle Bypass segment in Brentwood. This has provided traffic relief to congested roadways and it accommodates the commuters and citizens to and from Antioch.

Antioch is served by a network of commuter transportation options including daily Amtrak passenger service with a depot in the historic Rivertown area. The Bay Area Rapid Transit (BART) system provides bus and rail connections throughout the Bay Area. Tri Delta Transit bus service travels throughout East County.

Commercial and private air service is available 15 miles west at Buchanan Field. Five other major airports serve the area: Oakland, San Francisco, Sacramento, and San Jose International Airports, and Stockton Metropolitan Airport

### **Education**

Antioch is served by the Antioch Unified School District (AUSD). The District has fourteen elementary schools, four middle schools, two comprehensive high schools, one medical magnet high school, various academies located within the two existing comprehensive high school campuses, and six alternative education schools with a K-12 enrollment of about 19,000 students. There are also three K-8 charter schools with an enrollment of approximately 470. While all schools are located within the Antioch boundaries, the school district also serves portions of the surrounding communities. In addition to these schools, Antioch also offers Antioch Adult School as well as a Carrington College Facility. Surrounding the Antioch community are four other colleges and trade schools. Surrounding areas of Antioch also offer four additional college campuses and trade schools for the citizens to utilize for higher educational learning opportunities.

### **Health Care**

Antioch has several professional medical offices and two hospitals. The newest facility, which opened in 2008, is the new state of the art Kaiser Permanente Hospital, located on the southeastern end of the City limits. This new facility provides Antioch with additional means of local healthcare, while making it more convenient and a safer place for medical emergencies to be addressed in a timely manner.

### **Prewett Park**

Prewett Park is the City's largest recreation facility with year round use. Some of the current amenities of Prewett Park include the water park with multiple swimming pools and slides, a skate park and picnic areas. Prewett Park has recently increased the services with the addition of a large community hall, multi-purpose athletic court, multi-purpose class rooms and a technology center in addition to many other amenities.

The City also has numerous other park sites which include: neighborhood parks, playground equipment, tennis courts, picnic areas, trails and a sports complex.

**CITY OF ANTIOCH  
2012-13 OPERATING BUDGET**

**BUDGET STRATEGIES AND POLICIES**

# CITY OF ANTIOCH 2012-13 OPERATING BUDGET

## BUDGET STRATEGIES AND POLICIES

The City of Antioch has developed broad policy direction through the development of budget strategies that establish long-term policy guidance for conducting the City's financial activities. The City Council has established these policies to meet the following strategic objectives:

### BUDGET STRATEGIES

***Strategic Focus*** – The City's financial management should be strategic, reflecting the Council's and the community's priorities for service while providing resources that realistically fund routine operations.

***Fiscal control and accountability*** – The City's financial activities should be fiscally sound and accountable to the City Council through the City Manager.

***Clarity*** – The City's financial planning and reporting should be clear and easy to understand so that all participants, the council, the community, and staff can productively participate in making good decisions.

***Long-term planning*** – The City's financial planning should emphasize multi-year horizons to promote long-term planning of resource uses.

***Flexible and cost effective responses*** – The City's financial management practices should encourage an organization that responds quickly and straightforwardly to community demands. The City's management should flexibly respond to opportunities for better service, should proactively manage revenues, and should cost-effectively manage ongoing operating costs.

### FISCAL POLICIES

#### ***Financial Activity Reporting***

The City's financial activity will be reported in a variety of funds, which are the basic accounting and reporting entities in governmental accounting. The city's accounting structure will make it possible:

- To present fairly and with full disclosure the financial position and results of financial operations of the funds of the City in conformity with generally accepted accounting principles, and
- To determine and demonstrate compliance with finance-related legal and contractual provisions.

#### ***Management Responsibility***

The City Manager and staff shall provide the City Council with monthly updates and a mid-year review of financial activities during the budget process of each year. The review will compare annual budget projections with actual results.

**CITY OF ANTIOCH  
2012-13 OPERATING BUDGET**

**BUDGET STRATEGIES AND POLICIES**

**RESERVE POLICY**

The City will maintain reserve funds to:

- Stabilize the City's fiscal base for fluctuations in revenues and expenditures;
- Provide for nonrecurring, unanticipated expenditures; and
- Provide for replacement of capital equipment.
- Provide for payment of mandated liabilities (i.e., compensated absences).
- Provide for payment of unanticipated litigation or insurance costs.

***General Reserves***

The purpose of these funds is to be prepared for possible future reductions in revenues or increases in expenditures, to generate interest income and to provide for unexpected opportunities and contingencies. These funds will be known as the *General Fund Unassigned Fund Balance* of the City and will be budgeted annually at a minimum of 10% of general fund operating revenues; with a goal of reaching and/or maintaining a *General Fund Unassigned Fund Balance* level at 15% of operating reserves with the addition of at least \$500,000 to the unassigned fund balance each year as available.

***Replacement Reserves***

The purpose of these funds is to provide sufficient funds for the anticipated replacement of capital equipment. These reserves are maintained within the Internal Service funds called Office Equipment Replacement Fund (573) and the Vehicle Replacement Fund (569).

***Mandated Liabilities Reserve***

The purpose of this reserve is to fund the City's mandated liabilities which are currently comprised of a *Reserve for Compensated Absences*. The purpose of this reserve is to pay employees for unused vacation and/or vested sick leave benefits upon termination. The reserve level is set at 5% of the total compensated absences liability and is adjusted annually based upon the previous year's total compensated absence liability provided in the previous year's annual audit. This reserve will be maintained within the General Fund Reserves in addition to the General Fund Undesignated reserves.

***Litigation/Insurance Reserve***

The purpose of this reserve is to fund unanticipated litigation or other insurance deductible costs (whether third party or self-insurance) not covered by the City's risk pool. The reserve level is set at ten times the City's self insured liability retention, which currently is \$50,000, representing a \$500,000 reserve. The City has had to deplete this reserve with the economic challenges it faces, but has a goal of reinstating a \$500,000 level as the economy begins to turn around. Due to significant increases in the City's deductibles for property insurance claims effective in the upcoming fiscal year, the City will be setting this reserve at \$170,000 in fiscal year 2013 based on claim history since 2008.

**CITY OF ANTIOCH  
2012-13 OPERATING BUDGET**

**BUDGET STRATEGIES AND POLICIES**

**BUDGET AND FINANCIAL PLAN**

The City Manager will present a budget and periodic financial information to the City Council, setting forth the following information:

- Actual revenues, expenditures, reserve balances, and fund balances for the prior fiscal year;
- Estimated revenues, expenditures, reserve balances, and fund balances for the current fiscal year;
- Projected revenues, expenditures, reserve balances, and fund balances for the next fiscal year;
- Goals and objectives to be achieved by the organization over the next year;
- Capital Improvement Program for the next five years.

**APPROPRIATIONS AND AMENDMENTS CONTROL**

Appropriations of fiscal resources are the responsibility of the City Council, the City Manager, and Department Heads.

Appropriations requiring Council action are;

- Appropriation of reserves, except replacement reserves;
- Transfers between funds;
- Appropriations and amendments of any unbudgeted expenditures;
- Appropriations and amendments of any unassigned revenues; and
- Inter-fund loans.

Appropriations and amendments requiring City Manager action are;

- Transfers between departments within a fund (i.e. between Public Works and Police);
- Transfers between line items within a department or division above \$50,000 per occurrence, and
- Appropriation of replacement reserves.

Appropriations and amendments requiring Department Head action are:

- Transfers between line items within a department or division up to and including \$50,000 per occurrence.



**CITY OF ANTIOCH  
2012-13 OPERATING BUDGET**

**BUDGET STRATEGIES AND POLICIES**

***Investments***

The City Council will annually review an Investment Policy in conformance with California Government Code. The policy will address the objectives of safety, liquidity, and yield with respect to the City's financial assets.

***Fees and Charges***

The City Council will annually update the schedule of fees and charges. The fees and charges will be set to provide adequate resources for the cost of the program or service provided.

***Purchasing***

The City will maintain a purchasing policy designed to support and enhance the delivery of governmental services while seeking to obtain the maximum value for each dollar expended.

**FUNDS OF THE CITY OF ANTIOCH**

Governmental accounting systems are organized and operated on a fund basis. A fund is a self-balancing set of accounts recording cash and other financial resources, together with all related liabilities and residual equities or balances. Funds are used to segregate the City's financial activities in categories that attain certain objectives in accordance with special regulations, restrictions, or limitations.

***Basis of Accounting and Budgeting***

The budget is reported using the current financial resources measurement focus and the modified accrual basis of accounting. Revenues are recognized as soon as they are both measurable and available. Revenues are considered to be available when they are collectible within the current period or soon enough thereafter to be used to pay liabilities of the current period. Expenditures are recorded when a liability is incurred. However, debt service expenditures, as well as expenditures related to compensated absences and claims and judgments are recorded only when payment is due.

**CITY OF ANTIOCH  
2012-13 OPERATING BUDGET**

**BUDGET STRATEGIES AND POLICIES**

**RESOLUTION NO. 2012/32**

**APPROPRIATIONS LIMIT**

**A RESOLUTION OF THE CITY COUNCIL OF THE CITY OF ANTIOCH SETTING THE APPROPRIATIONS LIMIT FOR FISCAL YEAR 2012-13 AND SELECTING THE CALIFORNIA PER CAPITA PERSONAL INCOME AND THE STATE DEPARTMENT OF FINANCE POPULATION GROWTH FACTORS FOR FISCAL YEAR 2012-13**

WHEREAS, Article XIII B of the California Constitution (Proposition 4) establishes expenditure limits for cities;

WHEREAS, State implementing legislation requires cities to annually adopt a resolution establishing its appropriations limit for the following fiscal year;  
and

WHEREAS, the Director of Finance has made the calculations specified in said law, and concludes that the appropriations limit is the sum of \$101,294,059.

WHEREAS, pursuant to said law, this agenda item has been made available to the public for two weeks prior to the date of adoption of this resolution.

NOW, THEREFORE, BE IT RESOLVED that the City Council of the City of Antioch selects the California per capita personal income cost of living growth factor for Fiscal Year 2012-13, selects the population percent change certified by the State Department of Finance for Fiscal Year 2012-13, and establishes the appropriations limit for the Fiscal Year 2011-12 as \$101,294,059.

\* \* \* \* \*

The foregoing resolution was passed and adopted by the City Council of the City of Antioch at a regular meeting thereof held on May 22, 2012, by the following vote:

AYES: Council Members Kalinowski, Rocha, Agopian, and Mayor Davis  
NOES: None  
ABSENT: Council Member Harper

\_\_\_\_\_  
DENISE SKAGGS  
CITY CLERK OF THE CITY OF ANTIOCH

**CITY OF ANTIOCH  
2012-13 OPERATING BUDGET**

**BUDGET STRATEGIES AND POLICIES**

**RESOLUTION NO. 2012/**

**RESOLUTION OF THE CITY COUNCIL OF THE CITY OF ANTIOCH APPROVING AND ADOPTING AN OPERATING BUDGET FOR FISCAL YEAR 2012-13, APPROPRIATING THE FUNDS NECESSARY TO MEET THE EXPENDITURES SET FORTH THEREIN, AND REVISING THE 2011-12 OPERATING BUDGET**

**WHEREAS**, the City Manager of the City of Antioch, in accordance with Antioch Municipal Code, Title 2, Section 2-2.06(B)(7), has submitted to the City Council a Preliminary Operating Budget for the 2012-13 Fiscal Year; and

**WHEREAS**, the City Council of the City of Antioch has heretofore considered said Operating Budget; and

**WHEREAS**, the City Council did receive, consider and evaluate all public comments on the 2012-13 Operating Budget document as submitted by the City Manager; and

**WHEREAS**, the City Council did receive, consider and evaluate the revised 2011-12 portion of the Operating Budget as submitted; and

**WHEREAS**, in facing declining resources for maintenance of parks, trails and paths, including recreational trails, bike paths, and the trail at the Marina and along the riverfront, the City Council realizes that it could close some of these amenities as it strives to attain a balanced budget, but has determined that it is in the public interest to leave these important recreational amenities open but with reduced maintenance; and

**NOW THEREFORE BE IT RESOLVED:**

**SECTION 1.** The City Manager's 2012-13 Fiscal Year Operating Budget, for general and special City purposes, and the 2011-12 Fiscal Year revised budget are hereby approved and adopted.

**SECTION 2.** The City's reserve policy is as follows:

- General Reserves - General Fund unassigned fund balance of the City will be a minimum of 8% of General Fund operating revenues, with a goal of reaching a minimum of 10% or maintaining a reserve level of 15% of General Fund operating revenues.
- Replacement Reserves – Reserves for replacement of capital equipment in the Office Equipment Replacement Fund and the Equipment Maintenance Fund.
- Mandated Liabilities Reserve – Reserves for compensated absences will be committed at 5% of the total compensated absences liability provided in the previous year's annual audit.
- Litigation/Insurance Reserve – Reserves for litigation and increased insurance deductibles (whether third-party or self-insurance) will be committed in the amount of \$170,000 for the 2012-13 fiscal year.

**SECTION 3.** Appropriations and Amendments Control Policy is as follows:

Appropriations requiring Council action are:

- Appropriation of reserves, except replacement reserves;

**CITY OF ANTIOCH  
2012-13 OPERATING BUDGET**

**BUDGET STRATEGIES AND POLICIES**

- Transfers between funds;
- Appropriations and amendments of any unbudgeted expenditures;
- Appropriations and amendments of any unassigned revenues; and
- Inter-fund loans.

Appropriations and amendments requiring City Manager action are:

- Transfers between departments within a fund (e.g. between Public Works and Police);
- Transfers between line items within a department or division above \$50,000 per occurrence, and
- Appropriation of replacement reserves.

Department Heads may approve:

- Transfers between line items within a department or division up to and including \$50,000 per occurrence.

**SECTION 4.** The City Council hereby approves and adopts the following commitments of Fund Balance:

1. The ability to divert water from the San Joaquin River is a pre-1914, judicially recognized water right asset held by the City of Antioch. Therefore, effective with the 2011/12 fiscal year, the City Council of the City of Antioch hereby commits the portion of General Fund fund balance generated by the reimbursement from the State Department of Water Resources for “usable river water” days per month to the following purposes:
  - In a budget year that reimbursement is received and there is a budget surplus (i.e., revenues exceed expenditures and unassigned fund balance is at least 10%), monies received shall be used to replenish the litigation and replacement reserves; or
  - In a budget year that reimbursement is received and there is a budget deficit (i.e., expenditures exceed revenues and/or unassigned fund balance is below 10%), monies received shall be used to offset the deficit.
2. Effective with the 2012/13 fiscal year, the City Council of the City of Antioch hereby commits \$100,000 of General Fund monies received from GenOn Marsh Landing, LLC to be used for the Code Enforcement program.

\* \* \* \* \*

**I HEREBY CERTIFY** that the foregoing resolution was passed and adopted by the City Council of the City of Antioch at a regular meeting thereof, held on the 26th day of June 2012, by the following vote:

AYES:  
NOES:  
ABSENT:

\_\_\_\_\_  
DENISE SKAGGS, CITY CLERK

**CITY OF ANTIOCH  
2012-13 OPERATING BUDGET**

**BUDGET STRATEGIES AND POLICIES**

**RESOLUTION NO. 2012/**

**RESOLUTION OF THE CITY OF ANTIOCH PUBLIC FINANCING AUTHORITY ADOPTING THE FISCAL YEAR 2012-13 BUDGET AND  
REVISING THE 2011-12 BUDGET**

**WHEREAS**, The City Council formed the Antioch Public Financing Authority in April 1993 to provide financial assistance to the City by financing improvements for the benefit of the residents of the City; and

**WHEREAS**, the City Council of the City of Antioch has heretofore considered said budget;

**NOW THEREFORE BE IT RESOLVED** that the Authority Budget for the 2012-13 Fiscal Year and the 2011-12 Fiscal Year revised budget, on file with the Authority Secretary, are hereby approved and adopted.

\* \* \* \* \*

The foregoing resolution was passed and adopted by the City of Antioch Public Financing Authority at a regular meeting thereof, held on the 26th day of June 2012, by the following vote:

AYES:  
NOES:  
ABSENT:

---

DENISE SKAGGS, SECRETARY

**CITY OF ANTIOCH  
2012-13 OPERATING BUDGET**

**BUDGET STRATEGIES AND POLICIES**

**RESOLUTION NO. 2012/**

**RESOLUTION OF THE CITY OF ANTIOCH AS SUCCESSOR AGENCY AND HOUSING SUCCESSOR TO THE ANTIOCH DEVELOPMENT AGENCY ADOPTING THE FISCAL YEAR 2012-13 BUDGET AND REVISING THE 2011-12 BUDGET AS RELATED TO THE ACTIVITES OF THE SUCCESSOR AGENCY AND HOUSING SUCCESSOR**

**WHEREAS**, the Antioch Development Agency was formed by the adoption of the Redevelopment Plan in July 1975; and

**WHEREAS**, pursuant to the passage of AB 1X26 upheld by the California Supreme Court, redevelopment agencies were required to be dissolved by February 1, 2012; and

**WHEREAS**, pursuant to Resolution No. 2012/07 dated January 24, 2012, the City of Antioch confirmed its intention to serve as the Successor Agency to the Antioch Development Agency for non-housing related functions and pursuant to Resolution No. 2012/06 dated January 24, 2012, the City of Antioch elected to perform the housing functions of the Antioch Development Agency pursuant to AB 1X26; and

**WHEREAS**, the City Council of the City of Antioch as Successor Agency and Housing Successor to the Antioch Development Agency has heretofore considered said Operating Budget; and

**WHEREAS**, the City Council as Successor Agency and Housing Successor to the Antioch Development Agency did receive, consider and evaluate the revised 2011-12 portion of the Operating Budget as submitted; and

**WHEREAS**, the Oversight Board to the City of Antioch as Successor Agency to the Antioch Development Agency has reviewed and approved the Recognized Obligations Payment Schedules ("ROPS") on May 21, 2012, with the ROPS incorporated into the budget for the Successor Agency and Housing Successor;

**NOW THEREFORE BE IT RESOLVED:**

- A. That the Successor Agency and Housing Successor Budget for the 2012-13 Fiscal Year, on file with the Recording Secretary, is hereby approved and adopted.
- B. That the revised portion of the Successor Agency and Housing Successor Budget for the 2011-12 Fiscal Year is hereby approved and adopted.

\* \* \* \* \*

The foregoing resolution was passed and adopted by the City of Antioch as Successor Agency and Housing Successor to the Antioch Development Agency at a regular meeting thereof, held on the 26<sup>th</sup> day of June 2012, by the following vote:

AYES:  
NOES:  
ABSENT:

\_\_\_\_\_  
DENISE SKAGGS, RECORDING SECRETARY

**CITY OF ANTIOCH  
2012-13 OPERATING BUDGET**

**STAFFING OVERVIEW**

**CITY OF ANTIOCH  
2012-13 OPERATING BUDGET**

**STAFFING OVERVIEW**

The City Council approves all new positions and status (employee versus contract; regular versus temporary; full-time versus part-time.) In addition, the City Council reviews all staffing levels on an annual basis during the budget process.

A position allocation system is the standard mechanism used by municipalities to track and monitor staffing levels and approvals. A "Position Allocation Summary" follows:

**FY 2012-13 POSITION ALLOCATION SUMMARY**

<b>GENERAL FUND POSITIONS</b>	<b>Total FY 10-11 FTE</b>	<b>Total FY 11-12 FTE</b>	<b>Total Filled FTE's 6.12.12</b>	<b>Total FY 12-13 FTE</b>	<b>Funded FY 12-13 FTE</b>
<b>CITY COUNCIL (100-1110)</b>					
Mayor (Elected)	1.00	1.00	1.00	1.00	1.00
Mayor Pro-Tem (Elected)	1.00	1.00	1.00	1.00	1.00
Council Member (Elected)	3.00	3.00	3.00	3.00	3.00
<b>Sub-total</b>	<b>5.00</b>	<b>5.00</b>	<b>5.00</b>	<b>5.00</b>	<b>5.00</b>
<b>CITY ATTORNEY (100-1120)</b>					
City Attorney	1.00	1.00	1.00	1.00	1.00
Deputy City Attorney	1.00	1.00	0.00	1.00	0.00
Executive Assistant	0.00	0.50	0.50	0.50	0.50
Legal Secretary	1.00	1.00	0.00	1.00	0.00
<b>Sub-total</b>	<b>3.00</b>	<b>3.50</b>	<b>1.50</b>	<b>3.50</b>	<b>1.50</b>
<b>CITY MANAGER (100-1130)</b>					
City Manager	0.90	0.90	0.90	1.00	1.00
Assistant City Manager	1.00	1.00	0.00	1.00	0.00
Executive Assistant	0.00	0.50	0.50	0.50	0.50
Executive Secretary (position abolished and replaced with Assistant Reso 2011/74)	1.00	0.00	0.00	0.00	0.00
<b>Sub-total</b>	<b>2.90</b>	<b>2.40</b>	<b>1.40</b>	<b>2.50</b>	<b>1.50</b>
<b>CITY CLERK (100-1140)</b>					
City Clerk (Elected)	1.00	1.00	1.00	1.00	1.00
Deputy City Clerk	1.00	1.00	0.00	1.00	1.00
Secretary II (Acting Deputy City Clerk beginning in FY12)	1.00	1.00	1.00	1.00	0.00
<b>Sub-total</b>	<b>3.00</b>	<b>3.00</b>	<b>2.00</b>	<b>3.00</b>	<b>2.00</b>



**CITY OF ANTIOCH  
2012-13 OPERATING BUDGET**

**STAFFING OVERVIEW**

<b>GENERAL FUND POSITIONS (Continued)</b>	<b>Total FY 10-11 FTE</b>	<b>Total FY 11-12 FTE</b>	<b>Total Filled FTE's As of 6.12.12</b>	<b>Total FY 12-13 FTE</b>	<b>Funded FY 12-13 FTE</b>
<b>CITY TREASURER (100-1150)</b>					
City Treasurer	1.00	1.00	1.00	1.00	1.00
Finance Director (0.80 charged to Finance Admin 100-1210; .075 each to 611/621)	0.05	0.05	0.05	0.05	0.05
Accountant 2 (0.90 charged to Finance Acct 100-1220)	0.10	0.10	0.10	0.10	0.10
<b>Sub-total</b>	<b>1.15</b>	<b>1.15</b>	<b>1.15</b>	<b>1.15</b>	<b>1.15</b>
<b>HUMAN RESOURCES (100-1160)</b>					
Human Resources Director	1.00	1.00	0.00	1.00	0.00
Administrative Analyst	1.00	1.00	1.00	1.00	1.00
Personnel Technician (0.50 funded in Police Admin 100-3110)	1.50	1.50	1.50	1.50	1.50
<b>Sub-total</b>	<b>3.50</b>	<b>3.50</b>	<b>2.50</b>	<b>3.50</b>	<b>2.50</b>
<b>ECONOMIC DEVELOPMENT DEPT (100-1180)</b>					
Economic Development Director	1.00	1.00	0.00	1.00	0.00
Deputy Director/Long Range Planning	1.00	1.00	0.00	1.00	0.00
Administrative Analyst	0.50	0.50	0.50	1.00	1.00
<b>Sub-total</b>	<b>2.50</b>	<b>2.50</b>	<b>0.50</b>	<b>3.00</b>	<b>1.00</b>
<b>LEGISLATIVE AND ADMINISTRATIVE TOTAL</b>	<b>21.05</b>	<b>21.05</b>	<b>14.05</b>	<b>21.65</b>	<b>14.65</b>
<b>FINANCE DEPARTMENT: Administration (100-1210)</b>					
Finance Director (0.05 funded in City Treasurer 100-1150; .075 each to 611/621)	0.95	0.95	0.95	0.80	0.80
Administrative Analyst	1.00	1.00	0.00	1.00	0.00
<b>Sub-total</b>	<b>1.95</b>	<b>1.95</b>	<b>0.95</b>	<b>1.80</b>	<b>0.80</b>
<b>Accounting Services (100-1220)</b>					
Assistant Finance Director	1.00	1.00	1.00	1.00	1.00
Accountant I & II (0.10 charged to City Treasurer 100-1150)	1.90	1.90	1.90	1.90	1.90
Accounting Technician	1.00	1.00	1.00	1.00	1.00
Buyer II	0.00	1.00	0.00	1.00	0.00
Administrative Secretary	0.00	1.00	0.00	1.00	0.00
Payroll Specialist	1.00	1.00	1.00	1.00	1.00
<b>Sub-total</b>	<b>4.90</b>	<b>6.90</b>	<b>4.90</b>	<b>6.90</b>	<b>4.90</b>

**CITY OF ANTIOCH  
2012-13 OPERATING BUDGET**

**STAFFING OVERVIEW**

<b>GENERAL FUND POSITIONS (Continued)</b>	<b>Total FY 10-11 FTE</b>	<b>Total FY 11-12 FTE</b>	<b>Total Filled FTE's As of 6.12.12</b>	<b>Total FY 12-13 FTE</b>	<b>Funded FY 12-13 FTE</b>
<b>Finance Operations (100-1230)</b>					
Finance Services Supervisor	1.00	1.00	1.00	0.15	0.15
Accounting Technician	1.00	1.00	1.00	0.00	0.00
Customer Service Representative I & II	5.00	5.00	3.00	0.50	0.40
Mail Clerk/Printer Operator	0.00	1.00	0.00	1.00	0.00
Business License Representative	1.00	1.00	0.00	1.00	0.00
<b>Sub-total</b>	<b>8.00</b>	<b>9.00</b>	<b>5.00</b>	<b>2.65</b>	<b>0.55</b>
<b>Purchasing (100-1240)</b>					
Buyer II	1.00	0.00	0.00	0.00	0.00
Administrative Secretary	1.00	0.00	0.00	0.00	0.00
<b>Sub-total</b>	<b>2.00</b>	<b>0.00</b>	<b>0.00</b>	<b>0.00</b>	<b>0.00</b>
<b>Printing Services (100-1310)</b>					
Mail Clerk/Printer Operator (0.25 funded in Mail 100-1320)	0.75	0.00	0.00	0.00	0.00
<b>Sub-total</b>	<b>0.75</b>	<b>0.00</b>	<b>0.00</b>	<b>0.00</b>	<b>0.00</b>
<b>Mail Services (100-1320)</b>					
Mail Clerk/Printer Operator (0.75 funded in Pringing 100-1310)	0.25	0.00	0.00	0.00	0.00
<b>Sub-total</b>	<b>0.25</b>	<b>0.00</b>	<b>0.00</b>	<b>0.00</b>	<b>0.00</b>
<b>FINANCE TOTAL</b>	<b>17.85</b>	<b>17.85</b>	<b>10.85</b>	<b>11.35</b>	<b>6.25</b>
<b>PUBLIC WORKS DEPARTMENT: Administration (100-2140)</b>					
Director Of Public Works	1.00	1.00	1.00	1.00	1.00
Administrative Analyst	0.33	0.33	0.00	0.33	0.33
Secretary I/II	0.33	0.33	0.33	0.33	0.33
<b>Sub-total</b>	<b>1.66</b>	<b>1.66</b>	<b>1.33</b>	<b>1.66</b>	<b>1.66</b>
<b>General Maintenance Supervision (100-2150)</b>					
Deputy Director of Public Works	0.25	0.25	0.25	0.125	0.125
Street Superintendent	0.25	0.25	0.00	0.250	0.000
Street Supervisor	0.25	0.25	0.25	0.250	0.000
<b>Sub-total</b>	<b>0.75</b>	<b>0.75</b>	<b>0.50</b>	<b>0.625</b>	<b>0.125</b>

**CITY OF ANTIOCH  
2012-13 OPERATING BUDGET**

**STAFFING OVERVIEW**

<b>GENERAL FUND POSITIONS (Continued)</b>	<b>Total FY 10-11 FTE</b>	<b>Total FY 11-12 FTE</b>	<b>Total Filled FTE's 6.12.12</b>	<b>Total FY 12-13 FTE</b>	<b>Funded FY 12-13 FTE</b>
<b>Street Maintenance (100-2160)</b>					
Street Maint. Leadworker	1.00	1.00	1.00	1.00	1.00
Street Maint. Worker I & II	7.00	7.00	3.00	7.00	3.00
Equipment Operator	1.00	1.00	1.00	1.00	1.00
<b>Sub-total</b>	<b>9.00</b>	<b>9.00</b>	<b>5.00</b>	<b>9.00</b>	<b>5.00</b>
<b>Striping &amp; Signing (100-2180)</b>					
Street Maint. Leadworker	1.00	1.00	1.00	1.00	1.00
Street Maint. Worker I & II	5.00	5.00	2.00	5.00	2.00
<b>Sub-total</b>	<b>6.00</b>	<b>6.00</b>	<b>3.00</b>	<b>6.00</b>	<b>3.00</b>
<b>Facilities Maintenance (100-2190)</b>					
Operations Supervisor <b>(new position requested in FY13)</b>	0.00	0.00	0.00	0.125	0.125
Facility Maint. Leadworker	1.00	1.00	0.00	1.000	0.000
Facility Maint. Worker I & II	1.00	1.00	1.00	1.000	1.000
<b>Sub-total</b>	<b>2.00</b>	<b>2.00</b>	<b>1.00</b>	<b>2.125</b>	<b>1.125</b>
<b>Parks Maintenance (100-2195)</b>					
Deputy Director of Public Works	0.05	0.05	0.05	0.025	0.025
Operations Supervisor <b>(new position requested in FY13)</b>	0.00	0.00	0.00	0.125	0.125
Street Superintendent	0.05	0.05	0.00	0.050	0.000
Park Maintenance Superintendent (split among programs)	0.07	0.07	0.00	0.070	0.000
Park Maintenance Supervisor (split among programs)	0.20	0.20	0.00	0.200	0.000
Landscape Maintenance Leadworker	0.60	0.75	0.25	0.750	0.250
<b>Sub-total</b>	<b>0.97</b>	<b>1.12</b>	<b>0.30</b>	<b>1.220</b>	<b>0.400</b>
<b>Median Landscape (100-2196)</b>					
Deputy Director of Public Works	0.0500	0.0500	0.0500	0.0250	0.0250
Landscape Maintenance Leadworker	0.2450	0.2450	0.1250	0.2450	0.1250
Landscape Maintenance Worker I/II (split among programs)	0.4125	1.7175	0.4125	1.7175	0.4125
General Laborer (split among programs)	0.4125	0.4125	0.4125	0.4125	0.4125
Street Superintendent	0.0500	0.0500	0.0000	0.0500	0.0000
Park Maintenance Superintendent (split among programs)	0.3300	0.3300	0.0000	0.3300	0.0000

**CITY OF ANTIOCH  
2012-13 OPERATING BUDGET**

**STAFFING OVERVIEW**

<b>GENERAL FUND POSITIONS (Continued)</b>	<b>Total FY 10-11 FTE</b>	<b>Total FY 11-12 FTE</b>	<b>Total Filled FTE's 6.12.12</b>	<b>Total FY 12-13 FTE</b>	<b>Funded FY 12-13 FTE</b>
Park Maintenance Supervisor (split among programs)	0.40	0.40	0.00	0.40	0.0000
<b>Sub-total</b>	1.90	3.205	1.00	3.18	0.9750
<b>Work Alternative Program (100-2198)</b>					
Landscape Maintenance Worker I/II	1.00	1.00	1.00	1.00	1.00
<b>Sub-total</b>	1.00	1.00	1.00	1.00	1.00
<b>Warehouse &amp; Central Stores (100-2620)</b>					
Storekeeper and Warehouse Maint Worker II are charged: 80%-Water Fund (611-2620); 7%-Sewer Fund (621-2210); 6%-Veh Fund (570-2610); 7%-Gen Fund (100-2620);					
Storekeeper	0.07	0.07	0.07	0.07	0.07
Warehouse Maintenance Worker II	0.07	0.07	0.07	0.07	0.07
<b>Sub-total</b>	0.14	0.14	0.14	0.14	0.14
<b>Engineering Services/Land Development (100-5150)</b>					
Assistant City Engineer	1.00	1.00	0.00	0.00	0.00
Assistant Engineer	1.00	1.00	1.00	1.00	1.00
Assistant Engineer w/Certificate	2.00	2.00	1.00	2.00	1.00
Senior Traffic Engineer	1.00	1.00	0.00	1.00	0.00
Senior Public Works Inspector	1.00	1.00	0.00	1.00	0.00
Public Works Inspector	2.00	2.00	1.00	2.00	1.00
Administrative Analyst	1.00	1.00	1.00	1.00	1.00
Secretary I/II	1.00	1.00	0.00	1.00	0.00
Community Development Technician Assistant Level	1.00	1.00	1.00	1.00	1.00
Community Development Technician	1.00	1.00	0.00	1.00	0.00
<b>Sub-total</b>	12.00	12.00	5.00	11.00	5.00
<b>PUBLIC WORKS GENERAL FUND TOTAL</b>	<b>35.42</b>	<b>36.875</b>	<b>18.27</b>	<b>35.95</b>	<b>18.425</b>

**CITY OF ANTIOCH  
2012-13 OPERATING BUDGET**

**STAFFING OVERVIEW**

<b>GENERAL FUND POSITIONS (Continued)</b>	<b>Total FY 10-11 FTE</b>	<b>Total FY 11-12 FTE</b>	<b>Total Filled FTE's 6.12.11</b>	<b>Total FY 12-13 FTE</b>	<b>Funded FY 12-13 FTE</b>
<b>POLICE DEPARTMENT:</b>					
<b>Administration (100-3110)</b>					
Chief Of Police	1.00	1.00	1.00	1.00	1.00
Police Captain (0.25 funded in Communications 3180)	0.75	0.00	0.00	0.00	0.00
Police Lieutenant (0.25 funded in Office of Emergency Srvcs 100-3185)	0.75	1.75	1.00	1.75	1.00
Police Sergeant	2.00	2.00	0.00	2.00	0.00
Police Officer	3.00	3.00	2.00	3.00	2.00
Administrative Secretary	1.00	1.00	0.00	1.00	0.00
Communication/Records Supervisor (0.65 funded in Communications 1003180)	0.35	0.35	0.00	0.35	0.35
Secretary I,II & III	7.00	7.00	5.00	7.00	5.00
Crime Data Technician	1.00	1.00	1.00	1.00	1.00
Community Services Officer (0.30 funded in Abandoned Vehicle; 0.50 funded in Comm. Vol. 1003195)	4.20	4.20	0.00	4.20	0.00
Personnel Technician (0.50 funded in Human Resources 100-1160)	0.50	0.50	0.50	0.50	0.50
<b>Sub-total</b>	21.55	21.80	10.50	21.80	10.85
<b>Prisoner Custody (100-3130)</b>					
Police Officer	4.00	4.00	3.00	4.00	3.00
Community Services Officer	3.00	3.00	0.00	3.00	0.00
<b>Sub-total</b>	7.00	7.00	3.00	7.00	3.00
<b>Community Policing (100-3150)</b>					
Police Captain	1.00	1.00	1.00	1.00	1.00
Police Lieutenant (.20 funded in 1003195)	4.00	3.80	3.80	3.80	3.80
Police Sergeant	7.00	7.00	6.00	7.00	6.00
Police Corporal	7.00	7.00	5.00	7.00	5.00
Police Officer (0.50 funded in ADA FY11&FY12)	73.50	73.50	48.50	74.00	54.00
Community Services Officer	9.00	9.00	0.00	9.00	0.00
<b>Sub-total</b>	101.50	101.30	64.30	101.80	69.80
<b>Traffic (100-3160)</b>					
Police Sergeant	1.00	1.00	1.00	1.00	1.00
Police Officer	3.00	3.00	3.00	3.00	3.00
<b>Sub-total</b>	4.00	4.00	4.00	4.00	4.00

**CITY OF ANTIOCH  
2012-13 OPERATING BUDGET**

**STAFFING OVERVIEW**

<b>GENERAL FUND POSITIONS (Continued)</b>	<b>Total FY 10-11 FTE</b>	<b>Total FY 11-12 FTE</b>	<b>Total Filled FTE's 6.12.12</b>	<b>Total FY 12-13 FTE</b>	<b>Funded FY 12-13 FTE</b>
<b>Investigation (100-3170)</b>					
Police Captain (.10 funded in Animal Control; .25 funded in Special Operations)	0.00	0.65	0.65	0.65	0.65
Police Lieutenant (0.10 funded in Animal Cont.; 0.25 funded in Narcotics)	0.65	0.00	0.00	0.00	0.00
Police Sergeant	1.00	1.00	0.00	1.00	1.00
Police Officer	10.00	10.00	9.00	10.00	9.00
Secretary I & II	1.00	1.00	1.00	1.00	1.00
Community Services Officer	2.00	2.00	0.00	2.00	0.00
<b>Sub-total</b>	<b>14.65</b>	<b>14.65</b>	<b>10.65</b>	<b>14.65</b>	<b>11.65</b>
<b>Special Operations Unit (Previously Narcotics) (100-3175)</b>					
Police Captain (.10 funded in Animal Control; .65 funded in Investigations)	0.00	0.25	0.25	0.25	0.25
Police Lieutenant (0.10 funded in Animal Cont.; 0.65 funded Investigations)	0.25	0.00	0.00	0.00	0.00
Police Sergeant	1.00	1.00	1.00	1.00	1.00
Police Officer	4.00	4.00	4.00	4.00	4.00
Secretary I & II	1.00	1.00	0.00	1.00	0.00
<b>Sub-total</b>	<b>6.25</b>	<b>6.25</b>	<b>5.25</b>	<b>6.25</b>	<b>5.25</b>
<b>Communications (100-3180)</b>					
Police Captain (0.75 funded in Police Admin 100-3110)	0.25	0.00	0.00	0.00	0.00
Communication/Record Supervisor (0.35 funded in Police Admin (100-3110)	0.65	0.65	0.00	0.65	0.65
Lead Dispatcher	4.00	4.00	4.00	4.00	4.00
Police Dispatcher	13.00	13.00	10.00	13.00	11.00
<b>Sub-total</b>	<b>17.90</b>	<b>17.65</b>	<b>14.00</b>	<b>17.65</b>	<b>15.65</b>
<b>Office of Emergency Management (100-3185)</b>					
Police Lieutenant (0.75 funded in Police Admin 100-3110)	0.25	0.25	0.00	0.25	0.00
<b>Sub-total</b>	<b>0.25</b>	<b>0.25</b>	<b>0.00</b>	<b>0.25</b>	<b>0.00</b>
<b>Community Volunteers Program (100-3195)</b>					
Police Lieutenant (.80 funded in 1003150)	0.00	0.20	0.20	0.20	0.20
Community Services Officer (0.50 funded in Admin 1003110)	0.50	0.50	0.00	0.50	0.00
<b>Sub-Total</b>	<b>0.50</b>	<b>0.70</b>	<b>0.20</b>	<b>0.70</b>	<b>0.20</b>
<b>POLICE GENERAL FUND TOTAL</b>	<b>173.60</b>	<b>173.60</b>	<b>111.90</b>	<b>174.10</b>	<b>120.40</b>

**CITY OF ANTIOCH  
2012-13 OPERATING BUDGET**

**STAFFING OVERVIEW**

<b>GENERAL FUND POSITIONS (Continued)</b>	<b>Total FY 10-11 FTE</b>	<b>Total FY 11-12 FTE</b>	<b>Total Filled FTE's 6.12.12</b>	<b>Total FY 12-13 FTE</b>	<b>Funded FY 12-13 FTE</b>
<b>COMMUNITY DEVELOPMENT DEPARTMENT</b>					
<b>Community Development Administration (100-5110)</b>					
Community Development Director/City Engineer	0.50	0.50	0.50	1.00	1.00
Administrative Secretary	1.00	1.00	1.00	1.00	1.00
<b>Sub-total</b>	<b>1.50</b>	<b>1.50</b>	<b>1.50</b>	<b>2.00</b>	<b>2.00</b>
<b>Land Planning Services (100-5130)</b>					
Deputy Director Community Development	0.00	0.00	0.00	0.00	0.00
Senior Planner	2.00	2.00	1.00	2.00	1.00
Associate/Junior Planner	1.00	1.00	0.00	1.00	0.00
Assistant Planner	1.00	1.00	0.00	1.00	0.00
Community Development Technician	1.00	1.00	0.00	1.00	0.00
Secretary I & II	0.75	0.75	0.75	1.00	1.00
<b>Sub-total</b>	<b>5.75</b>	<b>5.75</b>	<b>1.75</b>	<b>6.00</b>	<b>2.00</b>
<b>Neighborhood Improvement (100-5140)</b>					
Deputy Director Community Development	0.20	0.30	0.30	0.40	0.40
Neighborhood Improvement Coordinator	1.00	1.00	0.00	1.00	0.00
Neighborhood Improvement Manager	1.00	1.00	0.00	1.00	0.00
Code Enforcement Officer	5.00	5.00	0.00	5.00	0.00
Secretary I & II	2.00	2.00	0.00	2.00	0.00
<b>Sub-total</b>	<b>9.20</b>	<b>9.30</b>	<b>0.30</b>	<b>9.40</b>	<b>0.40</b>
<b>Building Inspection (100-5160)</b>					
Deputy Director Community Development	0.40	0.40	0.40	0.40	0.40
Chief Building Inspector	1.00	1.00	0.00	1.00	0.00
Senior Building Inspector	1.00	1.00	0.00	1.00	0.00
Building Inspectors I/II with certificate	4.00	4.00	3.00	4.00	3.00
Community Development Technician	1.00	1.00	0.00	1.00	0.00
Secretary I/II	1.00	1.00	0.00	1.00	0.00
<b>Sub-total</b>	<b>8.40</b>	<b>8.40</b>	<b>3.40</b>	<b>8.40</b>	<b>3.40</b>
<b>COMMUNITY DEVELOPMENT TOTAL</b>	<b>24.85</b>	<b>24.95</b>	<b>6.95</b>	<b>25.80</b>	<b>7.80</b>

**CITY OF ANTIOCH  
2012-13 OPERATING BUDGET**

**STAFFING OVERVIEW**

<b>GENERAL FUND POSITIONS (Continued)</b>	<b>Total FY 10-11 FTE</b>	<b>Total FY 11-12 FTE</b>	<b>Total Filled FTE's 6.12.12</b>	<b>Total FY 12-13 FTE</b>	<b>Funded FY 12-13 FTE</b>
<b>CAPITAL IMPROVEMENT DEPARTMENT (Part of Public Works Effective 2012)</b>					
<b>Capital Improvement Administration (100-5170)</b>					
Capital Improvements Director	1.00	1.00	0.00	1.00	0.00
Assistant City Engineer	0.00	0.00	0.00	0.50	0.50
Secretary I/II	1.00	1.00	1.00	1.00	1.00
<b>Sub-total</b>	<b>2.00</b>	<b>2.00</b>	<b>1.00</b>	<b>2.50</b>	<b>1.50</b>
<b>Engineering Services (100-5180)</b>					
Associate Civil Engineer with certificate	1.00	1.00	1.00	1.00	1.00
Community Development Technician Associate Level	1.00	1.00	1.00	1.00	1.00
<b>Sub-total</b>	<b>2.00</b>	<b>2.00</b>	<b>2.00</b>	<b>2.00</b>	<b>2.00</b>
<b>CAPITAL IMPROVEMENT TOTAL</b>	<b>4.00</b>	<b>4.00</b>	<b>3.00</b>	<b>4.50</b>	<b>3.50</b>
<b>GRAND TOTAL GENERAL FUND</b>					
	<b>276.77</b>	<b>278.325</b>	<b>165.02</b>	<b>273.35</b>	<b>171.025</b>

<b>POLICE DEPARTMENT SUMMARY</b>	<b>Total FY 10-11 FTE</b>	<b>Total FY 11-12 FTE</b>	<b>Total Filled FTE's 6.12.12</b>	<b>Total FY 12-13 FTE</b>	<b>Funded FY 12-13 FTE</b>
General Fund Sworn	125.40	125.40	90.40	125.90	96.90
General Fund Non-Sworn	48.20	48.20	21.50	48.20	23.50
<b>Sub-total General Fund</b>	<b>173.60</b>	<b>173.60</b>	<b>111.90</b>	<b>174.10</b>	<b>120.40</b>
Other Funds Sworn	0.60	0.60	0.60	0.10	0.10
Other Funds Non-Sworn	1.30	1.30	0.00	1.30	0.00
<b>Sub-total Other Funds</b>	<b>1.90</b>	<b>1.90</b>	<b>0.60</b>	<b>1.40</b>	<b>0.10</b>
<b>GRAND TOTAL POLICE DEPARTMENT</b>	<b>175.50</b>	<b>175.50</b>	<b>112.50</b>	<b>175.50</b>	<b>120.50</b>



**CITY OF ANTIOCH  
2012-13 OPERATING BUDGET**

**STAFFING OVERVIEW**

<b>SPECIAL REVENUE FUNDS POSITIONS</b>	<b>Total FY 10-11 FTE</b>	<b>Total FY 11-12 FTE</b>	<b>Total Filled FTE's 6.12.12</b>	<b>Total FY 12-13 FTE</b>	<b>Funded FY 12-13 FTE</b>
<b>CDBG NSP (212-5211)</b>					
Deputy Director Community Development	0.10	0.00	0.00	0.00	0.00
<b>CDBG TOTAL</b>	<b>0.10</b>	<b>0.00</b>	<b>0.00</b>	<b>0.00</b>	<b>0.00</b>
<b>ANIMAL CONTROL FUND (214-3320):</b>					
Police Captain (0.10 Animal Cont.; 0.25 Special Operations Unit; 0.65 Investigations)	0.00	0.10	0.10	0.10	0.10
Police Lieutenant (0.10 Animal Cont.; 0.25 Narcotics; 0.65 Investigations)	0.10	0.00	0.00	0.00	0.00
Animal Control Supervisor	1.00	1.00	1.00	1.00	1.00
Animal Control Officer	3.00	3.00	3.00	3.00	3.00
Animal Care Attendant (permanent part time)	3.75	3.75	3.75	3.75	3.75
Customer Service Rep. I & II	1.00	1.00	0.00	1.00	0.00
Secretary I & II	1.00	1.00	0.00	1.00	0.00
<b>ANIMAL CONTROL TOTAL</b>	<b>9.85</b>	<b>9.85</b>	<b>7.85</b>	<b>9.85</b>	<b>7.85</b>
<b>SENIOR BUS (FUND 218):</b>					
Sr. Bus Driver (position only funded in FY13 through beginning of September 2012)	2.00	2.00	1.00	2.00	0.00
<b>Sub-total</b>	<b>2.00</b>	<b>2.00</b>	<b>1.00</b>	<b>2.00</b>	<b>0.00</b>
<b>SENIOR BUS TOTAL</b>	<b>2.00</b>	<b>2.00</b>	<b>1.00</b>	<b>2.00</b>	<b>0.00</b>
<b>RECREATION SERVICES (FUND 219):</b>					
<b>Recreation Administration (219-4410/4495) (4410 consolidated into 4495 in FY13)</b>					
Deputy Director Community Development	0.10	0.10	0.10	0.10	0.10
Deputy Director Recreation Services	1.00	1.00	0.00	1.00	0.00
Recreation Supervisor	1.00	1.00	0.00	1.00	0.00
Secretary III	1.00	1.00	1.00	1.00	1.00
<b>Sub-total</b>	<b>3.10</b>	<b>3.10</b>	<b>1.10</b>	<b>3.10</b>	<b>1.10</b>
<b>Recreation Services – Senior Programs (219-4420)</b>					
Recreation Specialist	1.00	1.00	1.00	1.00	1.00
Recreation Coordinator (replaces secretary in FY13)	0.00	0.00	0.00	1.00	1.00
Secretary II (position frozen in FY13)	1.00	1.00	0.00	1.00	0.00
<b>Sub-total</b>	<b>2.00</b>	<b>2.00</b>	<b>1.00</b>	<b>3.00</b>	<b>2.00</b>
<b>Recreation Services – Classes (219-4430)</b>					
Recreation Specialist	1.00	2.00	1.00	2.00	1.00

**CITY OF ANTIOCH  
2012-13 OPERATING BUDGET**

**STAFFING OVERVIEW**

<b>SPECIAL REVENUE FUNDS POSITIONS (Continued)</b>	<b>Total FY 10-11 FTE</b>	<b>Total FY 11-12 FTE</b>	<b>Total Filled FTE's 6.12.12</b>	<b>Total FY 12-13 FTE</b>	<b>Funded FY 12-13 FTE</b>
<b>Sub-total</b>	1.00	2.00	1.00	2.00	1.00
<b>Recreation Services – Sports Programs (219-4450)</b>					
Recreation Specialist	1.00	1.00	1.00	1.00	1.00
<b>Sub-total</b>	1.00	1.00	1.00	1.00	1.00
<b>Recreation Services – Teen Programs (219-4461)</b>					
Recreation Specialist	0.20	0.00	0.00	0.00	0.00
<b>Sub-total</b>	0.20	0.00	0.00	0.00	0.00
<b>Recreation Services – After School Programs (219-4462)</b>					
Recreation Specialist	0.80	0.00	0.00	0.00	0.00
<b>Sub-total</b>	0.80	0.00	0.00	0.00	0.00
<b>RECREATION FUND TOTAL</b>	<b>8.10</b>	<b>8.10</b>	<b>4.10</b>	<b>9.10</b>	<b>5.10</b>
<b>SOLID WASTE (FUND 226):</b>					
<b>Solid Waste (226-5225)</b>					
Administrative Analyst	0.34	0.34	0.34	0.34	0.34
Recycling Assistant	1.00	1.00	0.00	1.00	0.00
<b>SOLID WASTE TOTAL</b>	<b>1.34</b>	<b>1.34</b>	<b>0.34</b>	<b>1.34</b>	<b>0.34</b>
<b>LOW &amp; MODERATE INCOME HOUSING (FUND 227)</b>					
Community Development Director	0.25	0.25	0.25	0.00	0.00
Deputy Director Community Development	0.10	0.10	0.10	0.00	0.00
Secretary I/II	0.25	0.25	0.25	0.00	0.00
<b>LOWN &amp; MODERATE TOTAL</b>	<b>0.60</b>	<b>0.60</b>	<b>0.60</b>	<b>0.00</b>	<b>0.00</b>
<b>ABANDONED VEHICLES (FUND 228):</b>					
Code Enforcement Officer	1.00	1.00	0.00	1.00	0.00
Community Services Officer (0.70 funded in Police Admin)	1.30	1.30	0.00	1.30	0.00
<b>ABANDONED VEHICLES TOTAL</b>	<b>2.30</b>	<b>2.30</b>	<b>0.00</b>	<b>2.30</b>	<b>0.00</b>
<b>NATIONAL POLLUTANT DISCHARGE ELIMINATION SRVS (NPDES)(FUND 229):</b>					
<b>Channel Maintenance Operation (229-2585)</b>					
Street Maintenance Leadworker	1.00	1.00	0.00	1.00	0.00
Deputy Director of Public Works	0.00	0.00	0.00	0.10	0.10
Landscape Maintenance Worker II	1.00	1.00	1.00	1.00	1.00

**CITY OF ANTIOCH  
2012-13 OPERATING BUDGET**

**STAFFING OVERVIEW**

<b>SPECIAL REVENUE FUNDS POSITIONS (Continued)</b>	<b>Total FY 10-11 FTE</b>	<b>Total FY 11-12 FTE</b>	<b>Total Filled FTE's 6.12.12</b>	<b>Total FY 12-13 FTE</b>	<b>Funded FY 12-13 FTE</b>
Pipefitter I/II	1.00	1.00	0.00	1.00	0.00
Administrative Analyst	0.17	0.17	0.17	0.17	0.17
<b>NPDES TOTAL</b>	<b>3.17</b>	<b>3.17</b>	<b>1.17</b>	<b>3.27</b>	<b>1.27</b>
<b>STREET LIGHT &amp; LANDSCAPE MAINT. DIST. (FUNDS 251-259):</b> <b>The following personnel are split among the district funds listed above:</b>					
Landscape Maintenance Leadworker	1.7750	1.6250	1.6250	1.6250	1.6250
Landscape Maintenance Worker II	3.5125	2.5875	2.5875	2.5875	2.5875
General Laborer	0.5875	0.5875	0.5875	0.5875	0.5875
<b>SLLMD 251, 252, 253, 254, 255, 256, 259 TOTAL</b>	<b>5.8750</b>	<b>4.80</b>	<b>4.80</b>	<b>4.80</b>	<b>4.80</b>
<b>STREET LIGHT &amp; LANDSCAPE MAINT DIST ADMIN (FUND 257):</b>					
Deputy Director of Public Works	0.40	0.40	0.40	0.200	0.200
Operations Supervisor ( <b>new position requested in FY13</b> )	0.00	0.00	0.00	0.125	0.125
Street Maintenance Superintendent	0.40	0.40	0.00	0.400	0.000
Park Maintenance Superintendent	0.60	0.60	0.00	0.600	0.000
Park Maintenance Supervisor	0.40	0.40	0.00	0.400	0.000
Landscape Maintenance Leadworker	0.38	0.00	0.00	0.000	0.000
<b>STREET LIGHT &amp; LANDSCAPE MAINT DIST ADMIN 257 TOTAL</b>	<b>2.18</b>	<b>1.80</b>	<b>0.40</b>	<b>1.725</b>	<b>0.325</b>
<b>CAPITAL PROJECTS FUNDS POSITIONS</b>					
<b>PREWETT PARK CAPITAL IMPROVEMENT PROJECT (FUND 312):</b>					
Project Manager	1.00	1.00	0.00	1.00	0.00
<b>PREWETT PARK CAPITAL IMPROVEMENT PROJECT TOTAL</b>	<b>1.00</b>	<b>1.00</b>	<b>0.00</b>	<b>1.00</b>	<b>0.00</b>
<b>ADA PROJECT AREA #1 (FUND 331)</b>					
City Manager	0.10	0.10	0.10	0.00	0.00
Community Development Director	0.25	0.25	0.25	0.00	0.00
Administrative Analyst	0.50	0.50	0.50	0.00	0.00
Police Officer	0.50	0.50	0.50	0.00	0.00
<b>ADA PROJECT AREA #1 TOTAL</b>	<b>1.35</b>	<b>1.35</b>	<b>1.35</b>	<b>0.00</b>	<b>0.00</b>

**CITY OF ANTIOCH  
2012-13 OPERATING BUDGET**

**STAFFING OVERVIEW**

<b>INTERNAL SERVICE FUNDS POSITIONS</b>	<b>Total FY 10-11 FTE</b>	<b>Total FY 11-12 FTE</b>	<b>Total Filled FTE's 6.12.12</b>	<b>Total FY 12-13 FTE</b>	<b>Funded FY 12-13 FTE</b>
<b>VEHICLE EQUIPMENT MAINTENANCE (FUND 570):</b>					
<b>Equipment Maintenance (570-2610)</b>					
Streets Supervisor	0.75	0.75	0.75	0.75	0.00
Operations Supervisor (new position requested in FY13)	0.00	0.00	0.00	0.50	0.50
Equipment Mechanic Leadworker (new position requested in FY13)	0.00	0.00	0.00	1.00	1.00
Fleet Supervisor	1.00	1.00	0.00	1.00	0.00
Fleet Service Technician	1.00	1.00	0.00	1.00	0.00
Equipment Mechanic II	3.00	3.00	2.00	3.00	2.00
Warehouse Maintenance Worker II (0.80 Water Fd; 0.07 Gen Fd; 0.07 Sewer Fd)	0.06	0.06	0.06	0.06	0.06
Storekeeper	0.06	0.06	0.06	0.06	0.06
<b>VEHICLE EQUIPMENT MAINTENANCE TOTAL</b>	<b>5.87</b>	<b>5.87</b>	<b>2.87</b>	<b>7.37</b>	<b>3.62</b>
<b>INFORMATION SYSTEMS (FUND 573):</b>					
<b>Information Systems (573-1410)</b>					
Director of Information Systems (0.25 Network Sup; 0.05 Tele. Sys.)	0.70	0.70	0.70	0.70	0.70
Information Systems Project Manager	1.00	1.00	0.00	1.00	0.00
Network Administrator (0.60 Network Support)	0.40	0.40	0.40	0.40	0.40
<b>Sub-total</b>	<b>2.10</b>	<b>2.10</b>	<b>1.10</b>	<b>2.10</b>	<b>1.10</b>
<b>Network Support &amp; PC's (573-1420)</b>					
Director of Information Systems (0.70 Info Sys; 0.05 Tele. Sys.)	0.25	0.25	0.25	0.25	0.25
Network Administrator (0.40 Info Sys)	0.60	0.60	0.60	0.60	0.60
Computer Technician 3 (0.10 Tele. Sys.)	1.90	1.90	0.90	1.90	0.90
Computer Technician 1 (0.30 Tele. Sys.)	0.70	0.70	0.00	0.70	0.00
Computer Technician 1 (dedicated to police computer vehicles)	1.00	1.00	1.00	1.00	1.00
<b>Sub-total</b>	<b>4.45</b>	<b>4.45</b>	<b>2.75</b>	<b>4.45</b>	<b>2.75</b>
<b>Telephone System (573-1430)</b>					
Director of Information Systems (0.25 Network Sup; 0.70 Info Sys.)	0.05	0.05	0.05	0.05	0.05
Computer Technician 3 (1.90 Network Sup)	0.10	0.10	0.10	0.10	0.10
Computer Technician 1 (0.70 Network Sup)	0.30	0.30	0.00	0.30	0.00
<b>Sub-total</b>	<b>0.45</b>	<b>0.45</b>	<b>0.15</b>	<b>0.45</b>	<b>0.15</b>

**CITY OF ANTIOCH  
2012-13 OPERATING BUDGET**

**STAFFING OVERVIEW**

<b>INTERNAL SERVICE FUNDS POSITIONS (Continued)</b>	<b>Total FY 10-11 FTE</b>	<b>Total FY 11-12 FTE</b>	<b>Total Filled FTE's 6.12.12</b>	<b>Total FY 12-13 FTE</b>	<b>Funded FY 12-13 FTE</b>
<b>GIS Support Services (573-1435)</b>					
GIS Coordinator	1.00	1.00	0.00	1.00	0.00
Com Dev Tech Asst Level	1.00	1.00	1.00	1.00	1.00
Com Dev Tech Jr	1.00	1.00	1.00	1.00	1.00
Secretary I/II	1.00	1.00	1.00	1.00	1.00
<b>Sub-total</b>	<b>4.00</b>	<b>4.00</b>	<b>3.00</b>	<b>4.00</b>	<b>3.00</b>
<b>INFORMATION SYSTEMS PROGRAM TOTAL</b>	<b>11.00</b>	<b>11.00</b>	<b>7.00</b>	<b>11.00</b>	<b>7.00</b>
<b>LOSS CONTROL PROGRAM (FUND 580):</b>					
Administrative Analyst	1.00	1.00	0.00	1.00	0.00
<b>LOSS CONTROL PROGRAM TOTAL</b>	<b>1.00</b>	<b>1.00</b>	<b>0.00</b>	<b>1.00</b>	<b>0.00</b>
<b>ENTERPRISE FUND POSITIONS</b>					
<b>WATER FUND (611):</b>					
<b>Water Supervision (611-2310)</b>					
Water Treatment Plant Superintendent	1.00	1.00	1.00	1.00	1.00
Water Treatment Plant Supervisor	1.00	1.00	0.00	1.00	1.00
Water Distribution Superintendent	1.00	1.00	1.00	1.00	1.00
Water Distribution Supervisor	1.00	1.00	0.00	1.00	1.00
Water Quality Analyst	1.00	1.00	1.00	1.00	1.00
Secretary I/II	0.34	0.34	0.34	0.34	0.34
Administrative Analyst	0.67	0.67	0.33	0.67	0.67
<b>Sub-total</b>	<b>6.01</b>	<b>6.01</b>	<b>3.67</b>	<b>6.01</b>	<b>6.01</b>
<b>Water Production (611-2320)</b>					
Water Treatment Plant Operator with Certificate (1 with no cert.)	5.00	5.00	3.00	5.00	5.00
Water Treatment Maint Worker With Certificate	2.00	2.00	2.00	2.00	2.00
Water Treatment Maint Worker	1.00	1.00	1.00	1.00	1.00
Water Treatment Plant Instrument Tech.	1.00	1.00	0.00	1.00	1.00
Laboratory Assistant	1.00	1.00	1.00	1.00	1.00
Water Treatment Plant Trainee	1.00	1.00	1.00	1.00	1.00
<b>Sub-total</b>	<b>11.00</b>	<b>11.00</b>	<b>8.00</b>	<b>11.00</b>	<b>11.00</b>

**CITY OF ANTIOCH  
2012-13 OPERATING BUDGET**

**STAFFING OVERVIEW**

<b>ENTERPRISE FUNDS (Continued)</b>	<b>Total FY 10-11 FTE</b>	<b>Total FY 11-12 FTE</b>	<b>Total Filled FTE's 6.12.12</b>	<b>Total FY 12-13 FTE</b>	<b>Funded FY 12-13 FTE</b>
<b>Water Distribution (611-2330)</b>					
Finance Director	0.00	0.00	0.00	0.075	0.075
Finance Services Supervisor	0.00	0.00	0.00	0.425	0.425
Accounting Technician	0.00	0.00	0.00	0.500	0.500
Customer Service Representative I/II	0.00	0.00	0.00	2.250	1.800
Pipefitter Leadworker	5.00	5.00	3.00	5.000	5.000
Cross Connection Control Specialist Leadworker	1.00	1.00	1.00	1.000	1.000
Cross Connection Control Specialist 2	1.00	1.00	1.00	1.000	1.000
Equipment Operator	2.00	2.00	1.00	2.000	2.000
Pipefitter I & II	11.50	11.50	9.50	11.50	11.50
Street Maint. Worker I & II (0.50 charged to Sewer Fund)	0.50	0.50	0.50	0.500	0.500
General Laborer	1.00	1.00	0.00	1.000	1.000
<b>Sub-total</b>	<b>22.00</b>	<b>22.00</b>	<b>16.00</b>	<b>25.25</b>	<b>24.80</b>
<b>Warehouse &amp; Central Stores (611-2620)</b>					
Storekeeper (0.06 Veh Fund; 0.14 Gen Fund)	0.80	0.80	0.80	0.80	0.80
Warehouse Maintenance Worker II	0.80	0.80	0.80	0.80	0.80
<b>Sub-total</b>	<b>1.60</b>	<b>1.60</b>	<b>1.60</b>	<b>1.60</b>	<b>1.60</b>
<b>Water Meter Reading (611-2340)</b>					
Pipefitter I/II	2.00	2.00	2.00	2.00	2.00
<b>Sub-total</b>	<b>2.00</b>	<b>2.00</b>	<b>2.00</b>	<b>2.00</b>	<b>2.00</b>
<b>Water Capital Projects (611-2550)</b>					
Assistant City Engineer	0.00	0.00	0.00	0.25	0.25
Public Works Inspector	1.00	1.00	1.00	1.00	1.00
Associate Civil Engineer w/certificate	0.50	0.50	0.50	0.50	0.50
<b>Sub-total</b>	<b>1.50</b>	<b>1.50</b>	<b>1.50</b>	<b>1.75</b>	<b>1.75</b>
<b>WATER FUND TOTAL</b>	<b>44.11</b>	<b>44.11</b>	<b>32.77</b>	<b>47.61</b>	<b>47.16</b>
<b>SEWER FUND (621):</b>					
<b>Wastewater Supervision (621-2210)</b>					
Deputy Director of Public Works	0.00	0.00	0.00	0.40	0.40
Collection Systems Superintendent	1.00	1.00	0.00	1.00	0.00

**CITY OF ANTIOCH  
2012-13 OPERATING BUDGET**

**STAFFING OVERVIEW**

<b>ENTERPRISE FUNDS (Continued)</b>	<b>Total FY 10-11 FTE</b>	<b>Total FY 11-12 FTE</b>	<b>Total Filled FTE's 6.12.12</b>	<b>Total FY 12-13 FTE</b>	<b>Funded FY 12-13 FTE</b>
Collections Systems Supervisor	1.00	1.00	0.00	1.00	1.00
Secretary I/II	0.33	0.33	0.33	0.33	0.33
Administrative Analyst	0.49	0.49	0.16	0.49	0.49
<b>Sub-total</b>	<b>2.82</b>	<b>2.82</b>	<b>0.49</b>	<b>3.22</b>	<b>2.22</b>
<b>Wastewater Collection (621-2220)</b>					
Finance Director	0.00	0.00	0.00	0.075	0.075
Finance Services Supervisor	0.00	0.00	0.00	0.425	0.425
Accounting Technician	0.00	0.00	0.00	0.500	0.500
Customer Service Representative I/II	0.00	0.00	0.00	2.250	1.800
Pipefitter Leadworker	1.00	1.00	0.00	1.000	1.000
Pipefitter I/II	7.50	7.50	5.50	7.500	7.500
Equipment Operator	2.00	2.00	1.00	2.000	2.000
Street Maint. Worker I & II (0.50 charged to Water Fund)	0.50	0.50	0.50	0.500	0.500
Storekeeper	0.07	0.07	0.07	0.070	0.070
Warehouse Maintenance Worker	0.07	0.07	0.07	0.070	0.070
General Laborer	2.00	2.00	1.00	2.000	2.000
<b>Sub-total</b>	<b>13.14</b>	<b>13.14</b>	<b>8.14</b>	<b>16.39</b>	<b>15.94</b>
<b>Wastewater Capital Projects (621-2570)</b>					
Assistant City Engineer	0.00	0.00	0.00	0.25	0.25
Associate Civil Engineer w/certificate	0.50	0.50	0.50	0.50	0.50
<b>Sub-total</b>	<b>0.50</b>	<b>0.50</b>	<b>0.50</b>	<b>0.75</b>	<b>0.75</b>
<b>SEWER FUND TOTAL</b>	<b>16.46</b>	<b>16.46</b>	<b>9.13</b>	<b>20.36</b>	<b>18.91</b>
<b>MARINA FUND (631):</b>					
<b>Marina Administration (631-2410)</b>					
Harbor Master	1.00	1.00	0.00	1.000	0.000
Deputy Director of Public Works	0.25	0.25	0.25	0.125	0.125
Operations Supervisor <b>(new position requested in FY13)</b>	0.00	0.00	0.00	0.125	0.125
Street Maintenance Superintendent	0.25	0.25	0.00	0.250	0.000
Marina Secretary/Attendant	1.00	1.00	1.00	0.850	0.850
<b>Sub-total</b>	<b>2.50</b>	<b>2.50</b>	<b>1.25</b>	<b>2.35</b>	<b>1.10</b>

**CITY OF ANTIOCH  
2012-13 OPERATING BUDGET**

**STAFFING OVERVIEW**

<b>ENTERPRISE FUNDS (Continued)</b>	<b>Total FY 10-11 FTE</b>	<b>Total FY 11-12 FTE</b>	<b>Total Filled FTE's 6.12.12</b>	<b>Total FY 12-13 FTE</b>	<b>Funded FY 12-13 FTE</b>
<b>MARINA FUND (Continued)</b>					
<b>Marina Maintenance (631-2420)</b>					
Marina Lead Worker (new position requested in FY13)	0.000	0.000	0.00	0.850	0.85
Marina Maintenance Worker I & II	1.000	1.000	1.00	0.850	0.85
Landscape Maint Workers 1 (Split among programs)	0.075	0.075	0.00	0.075	0.00
<b>Sub-total</b>	<b>1.075</b>	<b>1.075</b>	<b>1.00</b>	<b>1.775</b>	<b>1.70</b>
<b>Marina Boat Launch (631-2425)</b>					
Marina Lead Worker (new position requested in FY13)	0.00	0.00	0.00	0.15	0.15
Marina Maintenance Worker I & II	0.00	0.00	0.00	0.15	0.15
Marina Secretary/Attendant	0.00	0.00	0.00	0.15	0.15
<b>Sub-Total</b>	<b>0.00</b>	<b>0.00</b>	<b>0.00</b>	<b>0.45</b>	<b>0.45</b>
<b>MARINA FUND TOTAL</b>	<b>3.575</b>	<b>3.575</b>	<b>2.25</b>	<b>4.575</b>	<b>3.25</b>
<b>PREWETT PARK (FUND 641):</b>					
<b>Prewett Park Administration (641-4610/4630) (division 4610 consolidated into 4630 FY13)</b>					
Deputy Director Community Development	0.10	0.10	0.10	0.10	0.10
Recreation Supervisor	1.00	1.00	0.00	1.00	0.00
Recreation Specialist	1.60	1.60	1.60	1.60	1.60
Aquatics Maintenance Worker I & II	1.00	1.00	0.00	1.00	0.00
Secretary III	1.00	1.00	0.00	1.00	0.00
<b>Sub-total</b>	<b>4.70</b>	<b>4.70</b>	<b>1.70</b>	<b>4.70</b>	<b>1.70</b>
<b>Prewett Aquatics (641-4620)</b>					
Recreation Specialist (0.60 funded in Prewett WaterPark)	0.40	0.40	0.40	0.40	0.40
<b>Sub-total</b>	<b>0.40</b>	<b>0.40</b>	<b>0.40</b>	<b>0.40</b>	<b>0.40</b>
<b>PREWETT PARK FUND TOTAL</b>	<b>5.10</b>	<b>5.10</b>	<b>2.10</b>	<b>5.10</b>	<b>2.10</b>
<b>GRAND TOTAL CITY EMPLOYEES</b>	<b>401.75</b>	<b>401.75</b>	<b>242.75</b>	<b>405.75</b>	<b>272.75</b>
<b>TOTAL VACANCIES 6.12.12</b>			<b>159.00</b>		



**This page left intentionally blank**

**CITY OF ANTIOCH  
2012-13 OPERATING BUDGET**

**FINANCIAL SUMMARIES**

**CITY OF ANTIOCH  
2012-13 OPERATING BUDGET**

**FINANCIAL SUMMARIES**

**Financial Overview**

This section provides a summary General Fund revenues and a summary of transfers between the various funds of the City and interfund charges between the various funds.

**Funds Transfer Summary**

The “Funds Transfer Summary” details inflows and outflows between funds to subsidize operations in those funds.

**Interfund Charges Summary**

The City has three classifications of interfund charges which are spread throughout City departments to allocate costs of services used between departments. The three classifications are City Wide Admin, Building Use Allowance and Equipment Use Allowance. The “Interfund Charges – City Wide Admin” and “Interfund Charges – Building & Equipment Use” detail these charges.

**CITY OF ANTIOCH  
2012-13 OPERATING BUDGET**

**FINANCIAL SUMMARIES**

GENERAL FUND REVENUE SUMMARY								
Revenue Type	2009-10	2010-11	2011-12	2011-12	2012-13	%	2013-14	%
	Actual	Actual	Budget	Revised	Proposed	Change	Projected	Change
<b>Taxes:</b>								
Property Tax-Secured	6,796,070	6,504,177	6,478,185	5,983,713	5,947,832	-1%	5,947,832	0%
Property Tax In Lieu of VLF	5,631,089	5,356,239	5,356,292	4,973,853	4,874,376	-2%	4,874,376	0%
Property Tax-Unsecured	372,810	289,752	275,575	275,575	281,085	2%	281,085	0%
Property Tax-Other	56,748	136,961	65,875	65,875	67,195	2%	69,000	3%
Other In Lieu Taxes	415	411	0	0	0	0%	0	0%
Unitary Tax	123,615	123,021	100,000	122,793	120,000	-2%	120,000	0%
<b>Total Property Tax</b>	<b>12,980,747</b>	<b>12,410,561</b>	<b>12,275,927</b>	<b>11,421,809</b>	<b>11,290,488</b>	<b>-1%</b>	<b>11,292,293</b>	<b>0%</b>
Franchises - Miscellaneous	6,996	7,147	7,000	7,350	7,500	2%	7,650	2%
Franchise-Gas	164,878	174,426	180,000	183,892	185,000	1%	190,000	3%
Franchise-Electric	351,509	350,337	355,000	343,403	350,000	2%	355,000	1%
Franchise-Cable TV	1,055,566	1,098,959	1,050,000	1,050,000	1,070,000	2%	1,090,000	2%
Franchise-Refuse Collection	833,259	854,151	879,140	879,140	896,700	2%	914,635	2%
<b>Total Franchise Taxes</b>	<b>2,412,208</b>	<b>2,485,020</b>	<b>2,471,140</b>	<b>2,463,785</b>	<b>2,509,200</b>	<b>2%</b>	<b>2,557,285</b>	<b>2%</b>
Business License Tax	1,025,026	962,767	1,100,000	1,000,000	1,100,000	10%	1,100,000	0%
Business License Tax Penalty	23,847	16,004	10,000	17,650	10,000	-43%	10,000	0%
Business Lic Tax Application	28,539	24,930	20,000	21,700	20,000	-8%	20,000	0%
Contractors Business License	7,049	6,169	4,000	8,030	4,000	-50%	4,000	0%
<b>Total Business License Taxes</b>	<b>1,084,461</b>	<b>1,009,870</b>	<b>1,134,000</b>	<b>1,047,380</b>	<b>1,134,000</b>	<b>8%</b>	<b>1,134,000</b>	<b>0%</b>
Property Transfer Tax	344,157	254,557	330,000	300,000	330,000	10%	330,000	0%
Sales and Use Tax	6,835,794	7,035,273	6,646,576	7,495,446	7,674,963	2%	8,049,700	5%

**CITY OF ANTIOCH  
2012-13 OPERATING BUDGET**

**FINANCIAL SUMMARIES**

GENERAL FUND REVENUE SUMMARY (Continued)								
Revenue Type	2009-10 Actual	2010-11 Actual	2011-12 Budget	2011-12 Revised	2012-13 Proposed	% Change	2013-14 Projected	%
Sales Tax In Lieu/Swap	2,210,353	1,836,104	2,324,888	2,429,838	2,730,296	12%	2,760,897	1%
Sales & Use Tax P.S. Allocation	430,153	469,063	450,000	450,000	450,000	0%	450,000	0%
Motor Vehicle In Lieu Fees	297,325	466,492	370,000	50,983	0	-100%	0	0%
Transient Occupancy Tax	79,273	58,900	66,000	66,000	70,000	6%	70,000	0%
<b>Total Other Taxes</b>	<b>10,197,055</b>	<b>10,120,389</b>	<b>10,187,464</b>	<b>10,792,267</b>	<b>11,255,259</b>	<b>4%</b>	<b>11,660,597</b>	<b>4%</b>
<b>Total Taxes</b>	<b>26,674,471</b>	<b>26,025,840</b>	<b>26,068,531</b>	<b>25,725,241</b>	<b>26,188,947</b>	<b>2%</b>	<b>26,644,175</b>	<b>2%</b>
<b>Licenses &amp; Permits:</b>								
Bicycle Licenses	26	30	40	165	40	-76%	40	0%
Building Permits	699,613	630,600	600,000	740,000	610,000	-18%	630,000	3%
Encroachment Permits	151,163	140,579	140,000	145,000	140,000	-3%	140,000	0%
Wide Vehicle/Overload Permits	5,632	4,432	4,000	6,500	4,000	-38%	4,000	0%
<b>Total Licenses &amp; Permits</b>	<b>856,434</b>	<b>775,641</b>	<b>744,040</b>	<b>891,665</b>	<b>754,040</b>	<b>-15%</b>	<b>774,040</b>	<b>3%</b>
<b>Fines &amp; Penalties:</b>								
Vehicle Code Fines	117,882	75,652	100,000	53,000	65,000	23%	75,000	15%
Non-Traffic Fines	46,921	26,518	30,000	26,000	35,000	35%	40,000	14%
<b>Total Fines &amp; Penalties</b>	<b>164,803</b>	<b>102,170</b>	<b>130,000</b>	<b>79,000</b>	<b>100,000</b>	<b>27%</b>	<b>115,000</b>	<b>15%</b>
<b>Use of Money &amp; Property:</b>								
Interest Earnings-Pooled	14,248	34,260	50,000	50,000	50,000	0%	50,000	0%
Rent	343,650	396,872	371,400	404,350	412,440	2%	420,690	2%
<b>Total Use of Money &amp; Property</b>	<b>357,898</b>	<b>431,132</b>	<b>421,400</b>	<b>454,350</b>	<b>462,440</b>	<b>2%</b>	<b>470,690</b>	<b>2%</b>

**CITY OF ANTIOCH  
2012-13 OPERATING BUDGET**

**FINANCIAL SUMMARIES**

GENERAL FUND REVENUE SUMMARY (Continued)								
Revenue Type	2009-10 Actual	2010-11 Actual	2011-12 Budget	2011-12 Revised	2012-13 Proposed	% Change	2013-14 Projected	%
								Change
<b>Revenue from Other Agencies:</b>								
e-BART/GenOn Reimbursement	158,550	202,181	102,860	52,215	75,000	44%	0	-100%
Rev-Agency-Pittsburg/Mazzei	37,437	0	0	0	0	0%	0	0%
Homeowners Prop Tax Relief	89,518	85,985	60,000	70,000	70,000	0%	70,000	0%
State Mandated Reimbursements	13,152	0	0	0	0	0%	0	0%
POST Reimbursements	14,862	20,623	15,000	8,000	12,000	50%	12,000	0%
Grants-Community Development	74,501	0	0	0	0	0%	0	0%
Grants-Police	985,144	693,777	730,580	738,123	0	-100%	0	0%
<b>Total Revenue from Other Agencies</b>	<b>1,373,164</b>	<b>1,002,566</b>	<b>908,440</b>	<b>868,338</b>	<b>157,000</b>	<b>-82%</b>	<b>82,000</b>	<b>-48%</b>
<b>Services Charges:</b>								
Other Service Charges	29,209	22,057	17,500	17,860	16,500	-8%	16,500	0%
Assessment/Abatement Fees	51,265	9,430	10,000	43,511	58,500	34%	58,500	0%
Administration Services	11,908	5,409	13,000	4,700	13,000	177%	13,000	0%
Plan Checking Fees	471,622	411,928	361,000	367,000	370,000	1%	375,000	1%
Planning Fees	17,844	15,051	13,000	13,000	13,000	0%	13,000	0%
Planning Review-Building Permits	100	0	0	0	0	0%	0	0%
Pool Safety Fee	0	215	50	440	300	-32%	300	0%
Technology Fee	46	10,489	10,000	13,500	12,000	-11%	12,000	0%
Energy Inspection Fee	89	9,898	10,000	12,337	8,000	-35%	8,000	0%
Accessibility Fee	0	1,486	2,000	2,380	2,000	-16%	2,000	0%
Green Building Verification & Compliance Fee	0	0	0	65,171	40,000	-39%	40,000	0%
General Plan Maintenance Fee	22,625	16,579	11,600	27,500	11,600	-58%	11,600	0%

**CITY OF ANTIOCH  
2012-13 OPERATING BUDGET**

**FINANCIAL SUMMARIES**

GENERAL FUND REVENUE SUMMARY (Continued)								
Revenue Type	2009-10 Actual	2010-11 Actual	2011-12 Budget	2011-12 Revised	2012-13 Proposed	% Change	2013-14 Projected	%
Inspection Fees	31,663	44,945	35,000	45,000	35,000	-22%	35,000	0%
Admin Services-Mello Roos	41,200	41,200	41,200	41,200	41,200	0%	41,200	0%
Admin Services-Assessment District	38,100	38,100	38,100	38,100	38,100	0%	38,100	0%
Billings-Offset/Printing	13,769	2,099	0	2,000	2,200	10%	2,200	0%
Billings-Copier Usage	3,203	5,406	4,000	5,000	5,000	0%	5,000	0%
Billings-Mail Piece Fee	24,030	3,315	5,000	5,000	5,000	0%	5,000	0%
Billings-Meter Usage	40,142	27,305	30,000	30,000	30,000	0%	30,000	0%
Billings-Cash Management	247,297	253,023	255,854	169,601	211,923	25%	222,627	5%
Police Services General (Reserves)	2,453	0	0	0	0	0%	0	0%
Police Services General	86,903	43,082	120,000	43,000	43,000	0%	43,000	0%
Brentwood Reimburse-911 Svcs	646,399	733,515	683,035	683,035	703,087	3%	724,180	3%
SRO Program (AUSD Reimb.)	207,207	0	0	0	0	0%	0	0%
False Alarm Permit Fees	36,393	32,049	20,000	31,000	25,000	-19%	25,000	0%
False Alarm Response	23,608	24,360	25,000	25,000	24,000	-4%	24,000	0%
Special Public Works Services	100,449	130,734	35,400	52,715	15,400	-71%	15,400	0%
<b>Total Service Charges</b>	<b>2,147,524</b>	<b>1,881,675</b>	<b>1,740,739</b>	<b>1,738,050</b>	<b>1,723,810</b>	<b>-1%</b>	<b>1,760,607</b>	<b>2%</b>
<b>Other Revenue:</b>								
Miscellaneous Revenue	1,343,008	1,333,184	316,520	817,340	1,100,520	35%	300,520	-73%
Donations	0	7,686	2,000	108,619	0	100%	0	0%
Booking Fee Reimbursements	6,377	5,221	5,000	4,000	5,000	0%	5,000	0%
Reimb-Plan Rev Contract-Dev	3,018	22,870	47,000	1,334	2,000	50%	2,000	0%
<b>Total Other Revenue</b>	<b>1,352,403</b>	<b>1,368,961</b>	<b>370,520</b>	<b>931,293</b>	<b>1,107,520</b>	<b>19%</b>	<b>307,520</b>	<b>-72%</b>

**CITY OF ANTIOCH  
2012-13 OPERATING BUDGET**

**FINANCIAL SUMMARIES**

GENERAL FUND REVENUE SUMMARY (Continued)								
Revenue Type	2009-10 Actual	2010-11 Actual	2011-12 Budget	2011-12 Revised	2012-13 Proposed	% Change	2013-14 Projected	%
<b>Total Revenue Before Transfers In</b>	<b>32,926,697</b>	<b>31,587,985</b>	<b>30,383,670</b>	<b>30,687,937</b>	<b>30,493,757</b>	<b>-1%</b>	<b>30,154,032</b>	<b>-1%</b>
<b>Transfers In:</b>								
A-2 City Wide Main. Dist (256)	70,000	97,543	87,543	91,965	88,466	-4%	88,466	0%
Almondridge Main. Dist (253)	5,000	42,329	42,329	41,039	10,000	0%	5,000	-50%
ADA Project Area #1 (331)	50,000	50,000	50,000	50,000	0	-100%	0	0%
Byrne Grant (233)	71,829	78,162	40,000	0	60,658	100%	0	-100%
Gas Tax (213)	510,000	760,000	1,010,000	1,010,000	1,010,000	0%	1,010,000	0%
Hillcrest Main. Dist (254)	220,693	237,792	237,792	268,967	285,873	6%	231,837	-19%
Lone Tree Main. Dist (251)	178,969	158,014	158,014	164,461	165,423	1%	165,423	0%
SLLM Admin Fund 257	16,636	12,163	15,560	15,560	15,817	2%	16,468	4%
East Lone Tree Main. Dist (259)	59,975	59,975	0	0	0	0%	0	0%
NPDES (229)	225,556	241,529	304,833	264,833	265,902	0%	268,615	1%
Sewer (621)	0	240,000	243,000	243,000	253,000	4%	272,000	8%
Sierra Crete Road Repair (320)	154,954	0	0	0	0	0%	0	0%
Street Impact Fund (241)	1,300,000	1,200,000	1,100,000	1,100,000	1,140,000	4%	1,100,000	-4%
Supplemental Law Enforce. Grant (232)	101,976	104,971	100,000	160,658	160,658	0%	160,658	0%
Auxiliary Property (230)	0	19,108	0	0	0	0%	0	0%
Traffic Safety Fund (237)	140,000	110,562	140,000	45,000	60,000	33%	80,000	33%
Special Deposits (753)	271,360	0	0	0	0	0%	0	0%
Capacity Charges Fund (756)	128,105	0	0	0	0	0%	0	0%
Vehicle Replacement (569)	1,000,000	0	0	0	0	0%	0	0%



**CITY OF ANTIOCH  
2012-13 OPERATING BUDGET**

**FINANCIAL SUMMARIES**

GENERAL FUND REVENUE SUMMARY (Continued)								
Revenue Type	2009-10 Actual	2010-11 Actual	2011-12 Budget	2011-12 Revised	2012-13 Proposed	% Change	2013-14 Projected	% Change
Office Equipment Replacement (573)	500,000	0	0	0	0	0%	0	0%
Solid Waste (226)	159,500	0	0	0	0	0%	0	0%
Capital Improvement (311)	370,000	0	0	0	0	0%	0	0%
Water Fund (611)	265,000	240,000	243,000	243,000	253,000	4%	272,000	8%
<b>Total Transfers In To General Fund</b>	<b>5,799,553</b>	<b>3,652,148</b>	<b>3,772,071</b>	<b>3,698,483</b>	<b>3,768,797</b>	<b>2%</b>	<b>3,670,467</b>	<b>-3%</b>
<b>TOTAL GENERAL FUND REVENUES</b>	<b>38,726,250</b>	<b>35,240,133</b>	<b>34,155,741</b>	<b>34,386,420</b>	<b>34,262,554</b>	<b>0%</b>	<b>33,824,499</b>	<b>-1%</b>

**CITY OF ANTIOCH  
2012-13 OPERATING BUDGET**

**FINANCIAL SUMMARIES**

<b>2012-13 Transfers By Fund</b>		<b>Transfers In</b>	<b>Transfers Out</b>
General Fund	100	\$3,768,797	\$1,351,764
Delta Fair Fund	211	0	63,000
Gas Tax Fund	213	0	1,495,737
Animal Control Fund	214	529,633	555
Senior Bus Fund	218	0	7,700
Recreation Programs	219	434,420	9,933
Measure J Fund	222	0	200,000
Child Care Fund	223	0	70,000
National Pollution Discharge Elimination (NPDES) Fund	229	35,000	265,902
Supplemental Law Enforcement Grant Fund	232	0	160,658
Byrne Grant Fund	233	0	60,658
Traffic Safety Fund	237	0	60,000
Redevelopment Obligation Retirement Fund	239	0	3,436,459
Street Impact Fund	241	0	1,140,000
SLLMF Funds	251-256,259	184,000	1,090,366
Parks Administration Fund	257	505,604	15,817
Capital Improvement Fund	311	420,000	0
Antioch Public Financing Authority Debt Service Fund	415	1,626,986	0
Honeywell Debt Service	416	510,605	0
City of Antioch as Successor Agency to the Antioch Development Agency Area #1 Debt Service Fund	431	1,552,985	0
City of Antioch as Successor Agency to the Antioch Development Area #2 Debt Service Fund	432	256,488	0
Information Services Fund	573	247,824	0
Antioch Public Financing Authority Debt Service Fund	615	777,512	0
Water Services Fund	611	0	488,760
Water Line Expansion Fund	612	0	777,512
Sewer Service Fund	621	0	446,912
Marina Fund	631	0	1,681
Prewett Park Fund	641	303,000	9,440
<b>Total Transfers In/Out</b>		<b>\$11,152,854</b>	<b>\$11,152,854</b>

**CITY OF ANTIOCH  
2012-13 OPERATING BUDGET**

**FINANCIAL SUMMARIES**

Interfund Charges - City Wide Admin 2012-2013 Budget				
		FY2013	FY2013	
		Credit (Expense Reduction)	Debit (Expense)	Reason for Charge
		Fund #		
<b>General Fund</b>				
City Council	100	\$188,864		Allocate cost among user departments
City Attorney	100	454,562		Allocate cost among user departments
City Manager	100	494,018		Allocate cost among user departments
City Clerk	100	246,709		Allocate cost among user departments
Human Resources	100	454,706		Allocate cost among user departments
Non-Departmental	100	663,910		Allocate cost among user departments
Public Works-Maintenance Admin	100	446,721		Allocate cost among user departments
Public Works-General Maintenance Svcs	100	78,100		Allocate cost among user departments
Public Works-Facilities Maintenance	100	492,066		Allocate cost among user departments
Office of Emergency Services	100	14,722		Allocate cost among user departments
Finance Administration	100	343,036		Allocate cost among user departments
Finance Accounting	100	1,028,725		Allocate cost among user departments
Finance Operations	100	470,860		Allocate cost among user departments
Capital Improvement Administration	100	100,000		Allocate cost among user departments
Capital Improvement Services	100	75,000		Allocate cost among user departments

**CITY OF ANTIOCH  
2012-13 OPERATING BUDGET**

**FINANCIAL SUMMARIES**

Interfund Charges - City Wide Admin 2012-2013 Budget				
	Fund #	FY2013	FY2013	Reason for Charge
		Credit (Expense Reduction)	Debit (Expense)	
City Council	100		\$38,477	Share of allocated costs
City Attorney	100		28,421	Share of allocated costs
City Manager	100		82,371	Share of allocated costs
City Clerk	100		46,816	Share of allocated costs
City Treasurer	100		18,388	Share of allocated costs
Human Resources	100		41,664	Share of allocated costs
Economic Development	100		29,751	Share of allocated costs
Finance Administration	100		77,480	Share of allocated costs
Finance Accounting	100		221,401	Share of allocated costs
Finance Operations	100		233,399	Share of allocated costs
Non-Departmental	100		65,077	Share of allocated costs
Public Works-Maintenance Admin	100		151,512	Share of allocated costs
Public Works-General Maintenance Svcs	100		38,361	Share of allocated costs
Public Works-Street Maintenance	100		236,457	Share of allocated costs
Public Works-Signals/Street Lights	100		56,979	Share of allocated costs
Public Works-Striping/Signing	100		134,383	Share of allocated costs
Public Works-Facilities Maintenance	100		48,454	Share of allocated costs
Public Works-Parks Maintenance	100		25,808	Share of allocated costs
Public Works-Medians/General Landscape	100		36,875	Share of allocated costs
Police Administration	100		507,034	Share of allocated costs
Police Reserves	100		5,769	Share of allocated costs
Prisoner Custody	100		26,143	Share of allocated costs
Community Policing	100		659,885	Share of allocated costs
Police Traffic	100		43,619	Share of allocated costs
Police Investigations	100		101,279	Share of allocated costs
Police Special Operations Unit	100		45,722	Share of allocated costs

**CITY OF ANTIOCH  
2012-13 OPERATING BUDGET**

**FINANCIAL SUMMARIES**

Interfund Charges - City Wide Admin 2012-2013 Budget				
		FY2013	FY2013	
		Credit (Expense Reduction)	Debit (Expense)	Reason for Charge
Fund #				
	Police Communications		106,130	Share of allocated costs
	Office of Emergency Services		3,345	Share of allocated costs
	Police Community Volunteers		2,730	Share of allocated costs
	Police Facilities Maintenance		20,278	Share of allocated costs
	Community Development Admin		192,353	Share of allocated costs
	Land Planning Services		129,422	Share of allocated costs
	Engineering Land Development		235,900	Share of allocated costs
	Building Inspection		98,674	Share of allocated costs
	Code Enforcement		41,026	Share of allocated costs
	Engineering Admin		20,027	Share of allocated costs
	Engineering Services		32,263	Share of allocated costs
	<b>Total General Fund Charges</b>	5,551,999	3,883,673	
	<b>Net General Fund Credit</b>	1,668,326		
<b>Special Revenue Funds</b>				
	Delta Fair Property		286	Share of allocated costs
	Gas Tax		54,997	Share of allocated costs
	Civic Arts		2,269	Share of allocated costs
	Park in Lieu		870	Share of allocated costs
	Senior Bus		11,835	Share of allocated costs
	Traffic Signalization		6,504	Share of allocated costs
	Asset Forfeiture		4,672	Share of allocated costs
	Measure J		32,830	Share of allocated costs
	Child Care		918	Share of allocated costs
	Tidelands		241	Share of allocated costs

**CITY OF ANTIOCH  
2012-13 OPERATING BUDGET**

**FINANCIAL SUMMARIES**

Interfund Charges - City Wide Admin 2012-2013 Budget				
		FY2013	FY2013	
	Fund #	Credit (Expense Reduction)	Debit (Expense)	Reason for Charge
Solid Waste Reduction	226		8,550	Share of allocated costs
Abandoned Vehicles	228		1,178	Share of allocated costs
Pollution Elimination	229		11,509	Share of allocated costs
PEG	238		1,304	Share of allocated costs
Lone Tree SLLMD	251		6,153	Share of allocated costs
Downtown Maintenance SLLMD	252		1,528	Share of allocated costs
Almondridge SLLMD	253		1,445	Share of allocated costs
Hillcrest SLLMD	254		8,466	Share of allocated costs
Park 1A SLLMD	255		15,062	Share of allocated costs
Citywide District 2A SLLMD	256		5,189	Share of allocated costs
SLLMD Administration	257		191,423	Share of allocated costs
<b>Total Special Revenue Charges</b>			367,229	
<b>Capital Projects Funds</b>				
Capital Improvement	311		18,594	Share of allocated costs
Hillcrest A.D.	361		1,889	Share of allocated costs
Lone Diamond A.D.	376		27,986	Share of allocated costs
Hillcrest Bridge Benefit District	391		24	Share of allocated costs
<b>Total Capital Projects Charges</b>			48,493	
<b>Antioch Public Financing Authority</b>				
APFA 2002 Lease Revenue Bonds	415		33	Share of allocated costs
APFA 2003 Water Revenue Bonds	615		91	Share of allocated costs
APFA 1998 Reassessment Revenue Bonds	736		150	Share of allocated costs
<b>Total Antioch Public Financing Authority Charges</b>			274	

**CITY OF ANTIOCH  
2012-13 OPERATING BUDGET**

**FINANCIAL SUMMARIES**

Interfund Charges - City Wide Admin 2012-2013 Budget			
		FY2013	FY2013
Fund #	Credit (Expense Reduction)	Debit (Expense)	Reason for Charge
<b>Internal Service Funds</b>			
Vehicle Maintenance	570	107,829	Share of allocated costs
Information Services	573	129,798	Share of allocated costs
Post Retirement Medical - Police	577	4,436	Share of allocated costs
Post Retirement Medical - Miscellaneous	578	4,517	Share of allocated costs
Post Retirement Medical - Management	579	8,043	Share of allocated costs
Loss Control	580	22,085	Share of allocated costs
<b>Total Internal Service Charges</b>		276,708	
<b>Enterprise Funds</b>			
Water	611	750,666	Share of allocated costs
Water Facilities Expansion	612	14,594	Share of allocated costs
Sewer	621	137,480	Share of allocated costs
Sewer Facilities Expansion	622	21,845	Share of allocated costs
Marina	631	51,037	Share of allocated costs
<b>Total Enterprise Charges</b>		975,622	
<b>Total Interfund Charges</b>		<b>\$5,551,999</b>	<b>\$5,551,999</b>

**CITY OF ANTIOCH  
2012-13 OPERATING BUDGET**

**FINANCIAL SUMMARIES**

**Interfund Charges-Building & Equipment Use  
2012-2013 Budget**

	Fund #	Credit (Expense Reduction)	Debit (Expense)	Reason for Charge
<b>GENERAL FUND</b>				
Non-Departmental	100	324,886		Allocate cost of building
Non-Departmental	100	41,356		Allocate equipment cost
City Council	100		2,949	Share of building cost
City Council	100		802	Share of equipment cost
City Attorney	100		1,180	Share of building cost
City Attorney	100		125	Share of equipment cost
City Manager	100		2,359	Share of building cost
City Manager	100		1,262	Share of equipment cost
City Clerk	100		1,180	Share of building cost
City Clerk	100		684	Share of equipment cost
City Treasurer	100		590	Share of building cost
Personnel	100		1,769	Share of building cost
Personnel	100		100	Share of equipment cost
Economic Development	100		1,180	Share of building cost
Finance Administration	100		1,180	Share of building cost
Finance Accounting	100		2,949	Share of building cost
Finance Operations	100		5,309	Share of building cost
Finance Operations	100		2,659	Share of equipment cost
Finance Accounting	100		565	Share of equipment cost
Non-Departmental	100		1,583	Share of equipment cost
Public Works-Maintenance Administration	100		736	Share of equipment cost
Public Works-Facilities Maintenance	100		15,532	Share of equipment cost
Police Administration	100		276,519	Share of building cost
Police Administration	100		7,581	Share of equipment cost
Community Policing	100		629	Share of equipment cost
Traffic Division	100		619	Share of equipment cost



**CITY OF ANTIOCH  
2012-13 OPERATING BUDGET**

**FINANCIAL SUMMARIES**

**Interfund Charges-Building & Equipment Use  
2012-2013 Budget**

	Fund #	Credit (Expense Reduction)	Debit (Expense)	Reason for Charge
Police Investigations	100		142	Share of equipment cost
Police Communications	100		4,161	Share of equipment cost
Community Development Administration	100		1,180	Share of building cost
Community Development Administration	100		2,557	Share of equipment cost
Land Planning Services	100		2,949	Share of building cost
Land Planning Services	100		652	Share of equipment cost
Engineering Land Development	100		7,668	Share of building cost
Neighborhood Improvement Services	100		1,949	Share of building cost
Building Inspection	100		6,308	Share of building cost
Engineering Administration	100		1,180	Share of building cost
Engineering Services	100		1,769	Share of building cost
Engineering Services	100		100	Share of equipment cost
<b>Total General Fund Charges</b>			<b>366,242</b>	<b>360,656</b>
<b>Net General Fund Credit</b>			<b>5,586</b>	
<b>INTERNAL SERVICE FUNDS</b>				
Information Services-Administration	573		1,180	Share of building cost
Information Services-Administration	573		867	Share of equipment cost
Information Services-Network Support & PCs	573		2,359	Share of building cost
Information Services-Telephone	573		590	Share of building cost
Information Services-GIS	573		590	Share of building cost
<b>Total Internal Service Charges</b>			<b>5,586</b>	

**CITY OF ANTIOCH  
2012-13 OPERATING BUDGET**

**GENERAL FUND**

**CITY OF ANTIOCH  
2012-13 OPERATING BUDGET**

**GENERAL FUND**

The General fund is used to account for money which is not required legally or by sound financial management to be accounted for in another fund. The General Fund is the City's most significant operating fund made up of several departments. This section will provide an overall summary of the General Fund budget, as well as provide detail of each department's divisional budgets individually. The following departments are accounted for in the General Fund:

- ***City Council***
- ***City Attorney***
- ***City Manager***
- ***City Clerk***
- ***City Treasurer***
- ***Human Resources***
- ***Economic Development***
- ***Finance***
- ***Non-Departmental***
- ***Public Works***
- ***Police***
- ***Community Development***
- ***Capital Improvement (a division of Public Works beginning in fiscal year 2012)***

**CITY OF ANTIOCH  
2012-13 OPERATING BUDGET**

**GENERAL FUND**

The General Fund receives various sources of revenue which sustain the operations of the City. Revenues within the General Fund are broken down into the following categories:

- **Taxes** – This category encompasses several sources of tax revenue such as property tax, sales tax and business license tax.
- **Licenses and Permits** – This category includes Building and Encroachment permits.
- **Fines and Penalties** – This category includes fines imposed by the police department such as vehicle code fines.
- **Use of Money and Property** – This category includes interest and rents.
- **Revenue from Other Agencies** – The City receives revenues from other agencies through specific agreements with Federal, State and Local agencies, which are included in this category.
- **Service Charges**- The City imposes charges for a variety of services such as planning and inspections, which are included in this category.
- **Other Revenue**- This category captures other revenues the City receives which do not fall into any of the categories above.
- **Transfers In** – Transfers in represent monies transferred into the General Fund to subsidize General Fund operations.

Please see the General Fund Revenue Summary on pages 40-45 for a complete breakdown of the specific revenue sources within each category.

Expenditures in the General Fund are categorized by department. For purposes of displaying the total revenues and expenditures of a department, interfund charges are shown separately for the General Fund as a whole. Budgets for each department within the General Fund can be found on pages 66-147. Summaries of revenues and expenditures by department follow.

**CITY OF ANTIOCH  
2012-13 OPERATING BUDGET**

**GENERAL FUND**

**GENERAL FUND REVENUE AND EXPENDITURE SUMMARY**

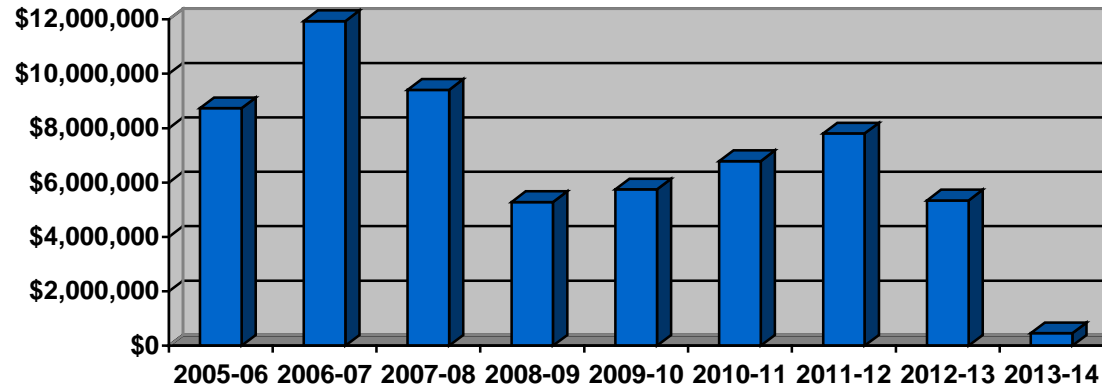
	<b>2009-10 Actual</b>	<b>2010-11 Actual</b>	<b>2011-12 Budget</b>	<b>2011-12 Revised</b>	<b>2012-13 Proposed</b>	<b>Percent Change</b>	<b>2013-2014 Projected</b>	<b>Percent Change</b>
<b>Revenues:</b>								
Taxes	26,674,471	26,025,840	26,068,531	25,725,241	26,188,947	2%	26,644,175	2%
Licenses & Permits	856,434	775,641	744,040	891,665	754,040	-15%	774,040	3%
Fines & Penalties	164,803	102,170	130,000	79,000	100,000	27%	115,000	15%
Investment Income & Rentals	357,898	431,132	421,400	454,350	462,440	2%	470,690	2%
Revenue from Other Agencies	1,373,164	1,002,566	908,440	868,338	157,000	-82%	82,000	-48%
Current Service Charges	2,147,524	1,881,675	1,740,739	1,738,050	1,723,810	-1%	1,760,607	2%
Other Revenue	1,352,403	1,368,961	370,520	931,293	1,107,520	19%	307,520	-72%
Transfers In	5,799,553	3,652,148	3,772,071	3,698,483	3,768,797	2%	3,670,467	-3%
<b>Total Revenues</b>	<b>38,726,250</b>	<b>35,240,133</b>	<b>34,155,741</b>	<b>34,386,420</b>	<b>34,262,554</b>	<b>0%</b>	<b>33,824,499</b>	<b>-1%</b>
<b>Expenditures:</b>								
Legislative & Administrative	3,152,295	2,392,290	2,399,867	2,382,305	2,476,734	4%	2,310,731	-7%
Finance	1,891,998	1,814,599	1,844,977	1,815,654	1,328,291	-27%	1,377,182	4%
Nondepartmental	1,730,020	1,742,699	1,328,931	1,288,034	1,236,995	-4%	1,434,523	16%
Public Works	4,427,303	4,467,805	4,902,344	4,459,010	5,289,363	19%	5,181,833	-2%
Police Services	26,208,915	24,007,898	23,776,314	23,306,019	25,284,676	8%	27,152,392	7%
Police Services-Animal Support	506,979	408,126	436,226	490,425	529,633	8%	568,314	7%
Recreation/Community Services	875,542	181,548	496,295	416,295	596,720	43%	665,750	12%
Community Development	1,633,788	1,080,970	1,219,993	1,130,601	1,431,333	27%	1,453,485	2%
Capital Improvement	210,793	182,123	224,177	246,386	223,122	-9%	255,267	14%
Interfund Charges	(2,372,038)	(2,075,972)	(2,169,382)	(2,164,881)	(1,673,912)	-23%	(1,695,693)	1%
<b>Total Expenditures</b>	<b>38,265,595</b>	<b>34,202,086</b>	<b>34,459,742</b>	<b>33,369,848</b>	<b>36,722,955</b>	<b>10%</b>	<b>38,703,784</b>	<b>5%</b>

**CITY OF ANTIOCH  
2012-13 OPERATING BUDGET**

**GENERAL FUND**

**General Fund  
Fund Balance Analysis and History**

	<b>2009-10 Actual</b>	<b>2010-11 Actual</b>	<b>2011-12 Revised</b>	<b>2012-13 Proposed</b>	<b>2013-2014 Projected</b>
Beginning Fund Balance	\$5,286,354	\$5,747,009	\$6,785,056	\$7,801,628	\$5,341,227
Net Revenue/Expenditure	460,655	1,038,047	1,016,572	(2,460,401)	(4,879,285)
Ending Fund Balance	\$5,747,009	\$6,785,056	\$7,801,628	\$5,341,227	\$461,942
Committed-Code Enforcement	0	0	0	50,000	0
Committed-Litigation Reserve	0	0	0	170,000	170,000
Committed-Compensated Absences	115,343	101,500	94,030	115,000	115,000
<b>Unassigned Fund Balance</b>	<b>\$5,631,666</b>	<b>\$6,683,556</b>	<b>\$7,707,598</b>	<b>\$5,006,227</b>	<b>\$176,942</b>
<b>Percentage of Revenue</b>	<b>14.54%</b>	<b>18.97%</b>	<b>22.41%</b>	<b>14.61%</b>	<b>0.52%</b>

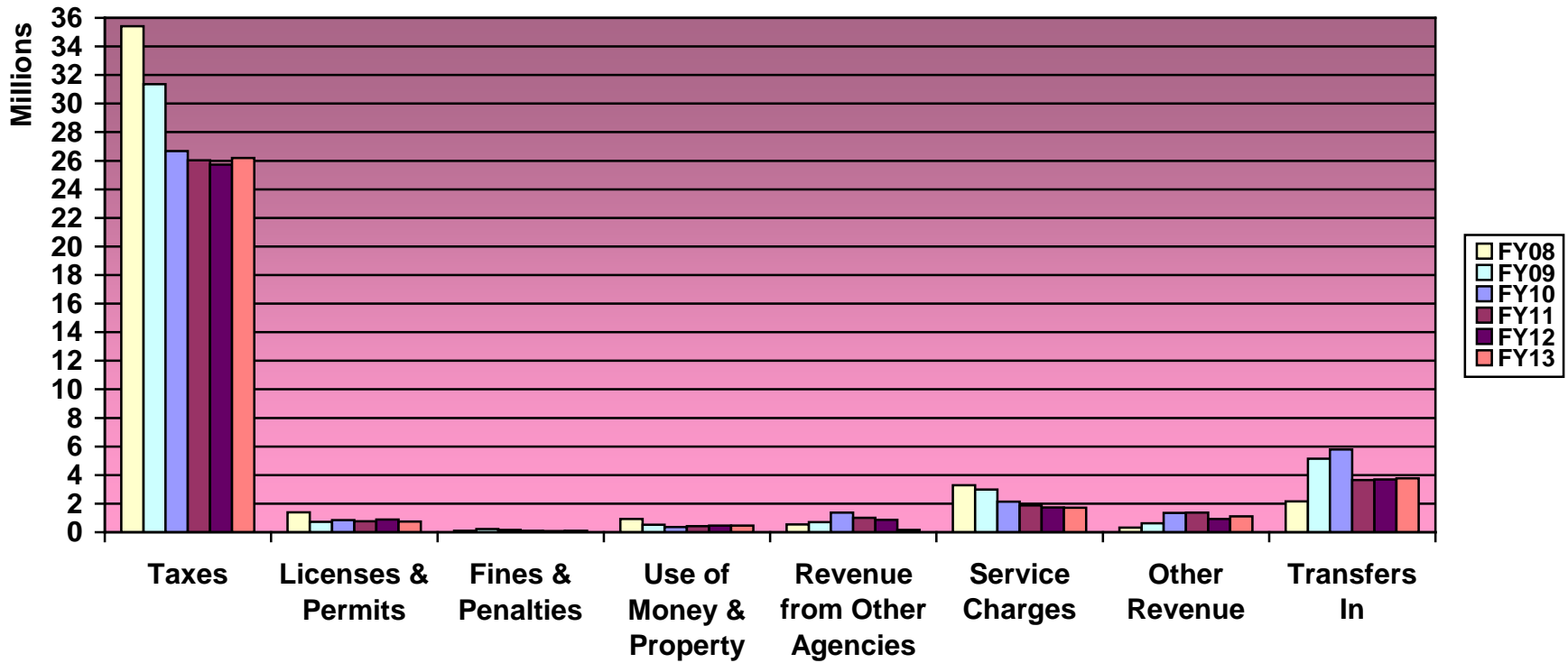


**CITY OF ANTIOCH  
2012-13 OPERATING BUDGET**

**GENERAL FUND**

**General Fund Revenues**

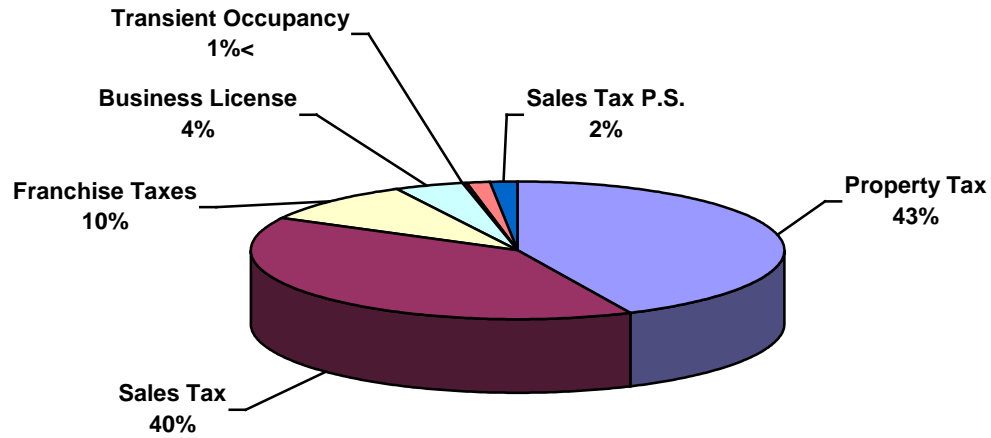
The following is a breakdown of projected revenues in the General Fund.



**CITY OF ANTIOCH  
2012-13 OPERATING BUDGET**

**GENERAL FUND**

Taxes are the most significant revenue in the General Fund. The following chart breaks down taxes by source for fiscal year 2012-13.

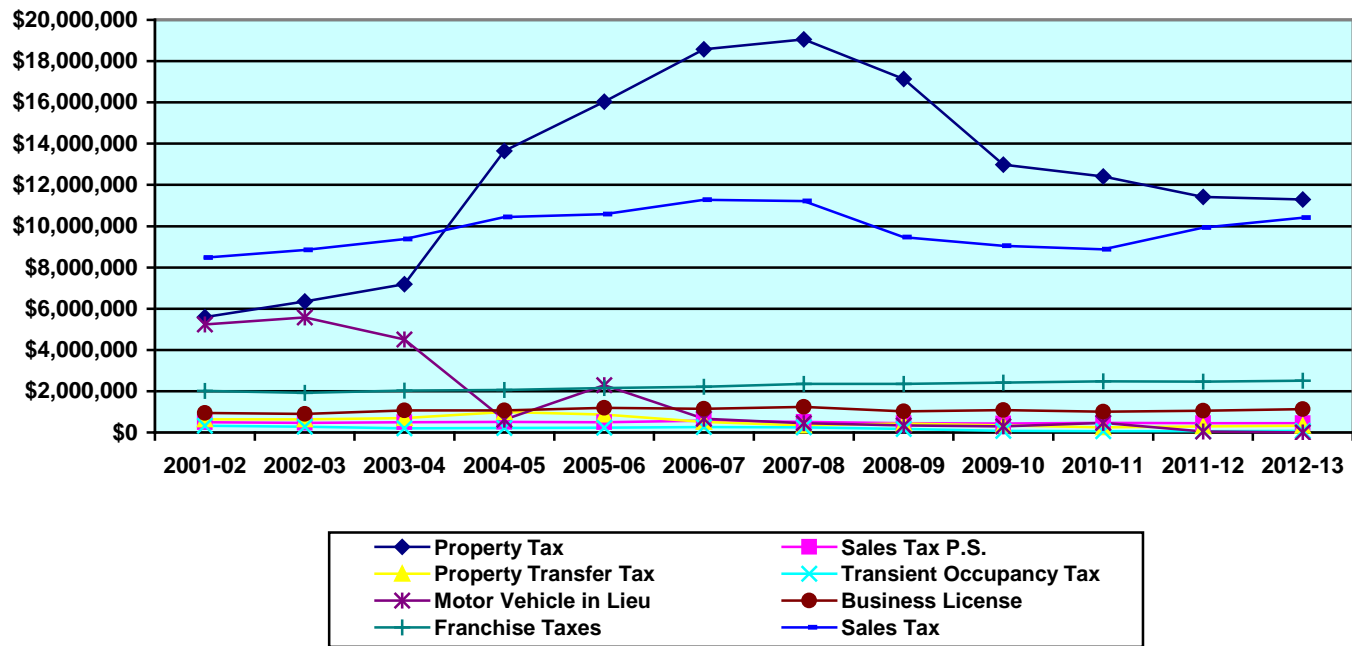




# CITY OF ANTIOCH 2012-13 OPERATING BUDGET

## GENERAL FUND

A trend analysis of tax revenues is provided below:



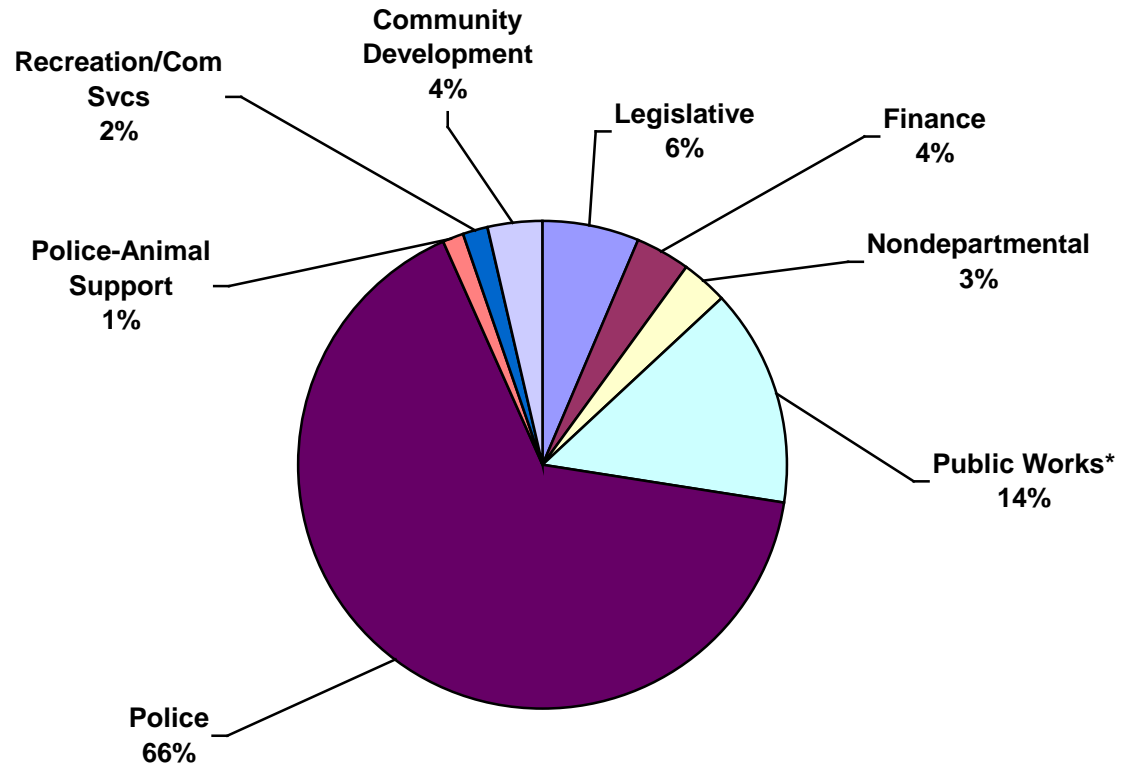
In FY05, the City began receiving property tax in lieu of VLF payments, thus the significant spike in property tax revenues and decline in motor vehicle in lieu.

**CITY OF ANTIOCH  
2012-13 OPERATING BUDGET**

**GENERAL FUND**

**General Fund Expenditures**

The following is a breakdown of projected expenditures by department in the General Fund for fiscal year 2012-13 (excludes interfund charges).

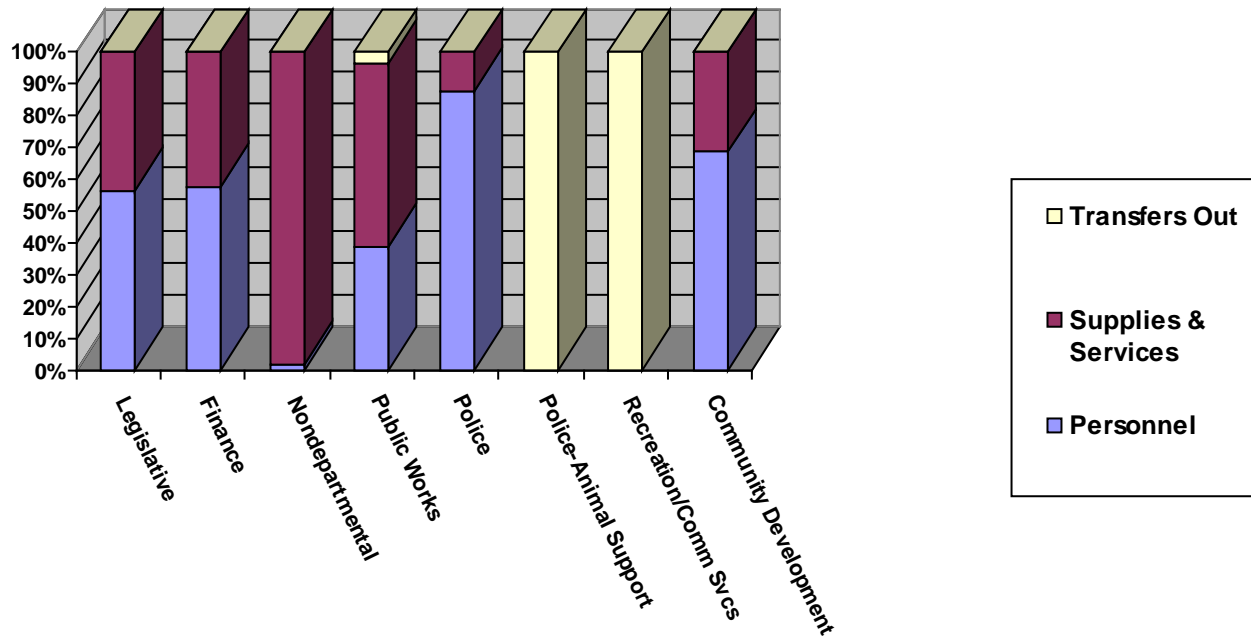


\*Capital Improvement became part of Public Works beginning in fiscal year 2012 and included in this percentage.

# CITY OF ANTIOCH 2012-13 OPERATING BUDGET

## GENERAL FUND

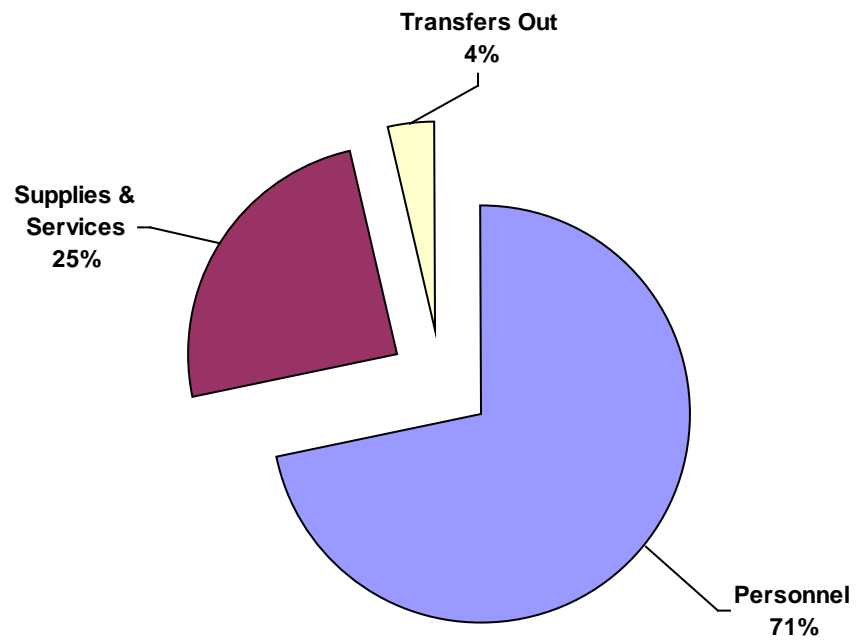
Within each department, expenditures are broken down by type as follows (excludes interfund charges):



**CITY OF ANTIOCH  
2012-13 OPERATING BUDGET**

**GENERAL FUND**

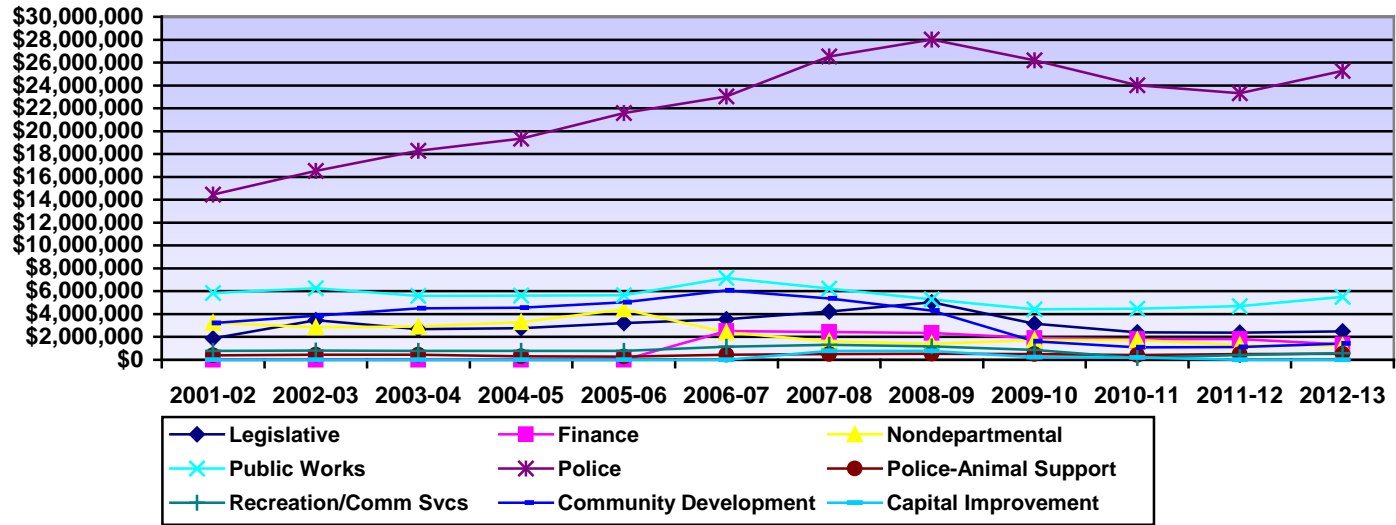
Expenditures by type in total for the General Fund are as follows:



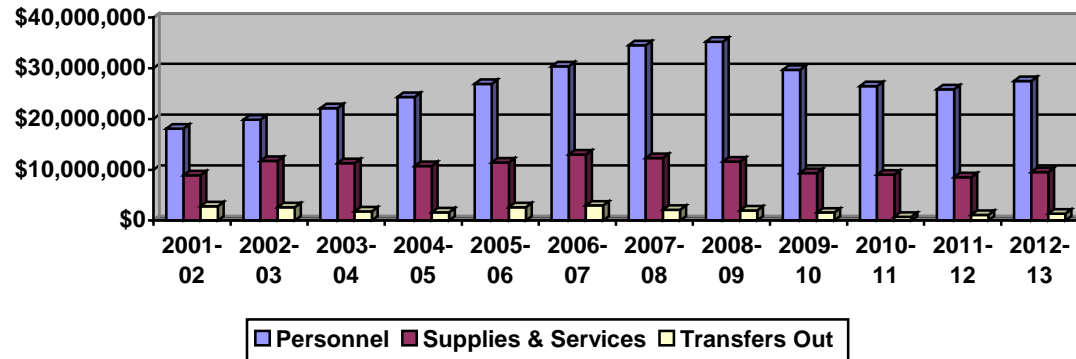
# CITY OF ANTIOCH 2012-13 OPERATING BUDGET

## GENERAL FUND

A trend analysis of expenditures by department follows:



A trend analysis of expenditures by type follows:



**CITY OF ANTIOCH  
2012-13 OPERATING BUDGET**

**GENERAL FUND – DEPARTMENTAL BUDGETS**

**GENERAL FUND - DEPARTMENTAL BUDGETS**

**CITY OF ANTIOCH  
2012-13 OPERATING BUDGET**

**GENERAL FUND – DEPARTMENTAL BUDGETS**

**LEGISLATIVE AND ADMINISTRATIVE**

<b>LEGISLATIVE AND ADMINISTRATIVE SUMMARY</b>								
	<b>2009-10 Actual</b>	<b>2010-11 Actual</b>	<b>2011-12 Budget</b>	<b>2011-12 Revised</b>	<b>2012-13 Proposed</b>	<b>% Change</b>	<b>2013-14 Projected</b>	<b>% Change</b>
<b>SOURCE OF FUNDS:</b>								
Billings to Departments	247,297	253,023	255,854	169,601	211,923	25%	222,627	5%
Revenue From Other Agencies	158,550	202,181	102,860	52,055	75,000	44%	0	-100%
Charges for Services	16,302	371	0	1,129	0	-100%	0	0%
Miscellaneous Revenue	2,117	2,061	0	38,409	0	0%	0	0%
Donations	0	0	0	18,369	0	0%	0	0%
Transfers In	50,000	50,000	50,000	50,000	0	-100%	0	0%
<b>TOTAL SOURCE OF FUNDS</b>	<b>474,266</b>	<b>507,636</b>	<b>408,714</b>	<b>329,563</b>	<b>286,923</b>	<b>-13%</b>	<b>222,627</b>	<b>-22%</b>
<b>USE OF FUNDS:</b>								
Personnel	1,733,616	1,442,744	1,290,456	1,305,300	1,395,865	7%	1,508,862	8%
Services & Supplies	1,418,679	949,546	1,109,411	1,077,005	1,080,869	0%	801,869	-26%
<b>TOTAL USE OF FUNDS</b>	<b>3,152,295</b>	<b>2,392,290</b>	<b>2,399,867</b>	<b>2,382,305</b>	<b>2,476,734</b>	<b>4%</b>	<b>2,310,731</b>	<b>-7%</b>

<b>Authorized &amp; Funded FTE's:</b>	<b>Authorized FTE's</b>	<b>Funded 2011-12</b>	<b>Funded 2012-13</b>	<b>Funded 2013-14</b>
City Council	5.00	5.00	5.00	5.00
City Attorney	3.00	1.50	1.50	1.50
City Manager	3.00	1.40	1.50	1.50
City Clerk	3.00	2.00	2.00	2.00
City Treasurer	1.15	1.15	1.15	1.15
Human Resources	3.50	2.50	2.50	2.50
Economic Development	3.00	0.50	1.00	1.00
<b>Total Legislative &amp; Administrative Authorized &amp; Funded FTE's</b>	<b>21.65</b>	<b>14.05</b>	<b>14.65</b>	<b>14.65</b>

**CITY OF ANTIOCH  
2012-13 OPERATING BUDGET**

**GENERAL FUND – DEPARTMENTAL BUDGETS**

**CITY COUNCIL (100-1110)**

The City Council acts on all legislative matters concerning the City. As the City policy-making and legislative body, the City Council is responsible to more than 100,000 residents of Antioch for approving all programs and services provided in the City. They approve and adopt all ordinances, resolutions, contracts and other matters regarding overall policy decisions and leadership. The Council appoints the City Manager and the City Attorney, as well as various commissions, boards and other citizen advisory committees.

In reaching policy decisions, the City Council reviews proposals designed to meet community needs and sustain desired service levels; initiates new programs to upgrade existing City services; determines the ability of the City to provide financing for all municipal activities; and adopts the City budget following review and modification of a proposed budget, as submitted by the City Manager.

In addition to holding regular and special Council meetings, the members of the City Council also function as directors of the City of Antioch as Successor Agency and Housing Successor to the Antioch Development Agency and the Antioch Public Financing Authority.

**2011-2012 Accomplishments:**

- Place measures related to directly elected mayor, city clerk and treasurer before the voters
- Authorized full-day Rebuilding Together Workshop for all staff
- LAFCO progress continued on GenOn application
- City Council Goal Setting Workshop held in July
- Adopted budget with fund balance consistent with reserve policy
- Development Impact Fee Analysis nearing completion
- Transitioned to the end of redevelopment
- Graffiti Removal Program continued
- Antioch to San Francisco water transit service with funding for an EIR underway
- Continued to work on EBART and Highway 4 project
- An analysis begun of use for remaining Mello Roos funding

**2012-2013 Objectives:**

- Re-establish code enforcement function at some level
- Engage with City Manager in succession planning process
- Continue to pursue water transit options that will enhance the downtown and encourage transit ridership
- Complete artificial turf fields at James Donlon
- Encourage job relocation to Antioch



**CITY OF ANTIOCH  
2012-13 OPERATING BUDGET**

**GENERAL FUND – DEPARTMENTAL BUDGETS**

- Hold planning/goal sessions for 2013-14 and beyond
- Take a proactive approach to protecting the City’s water rights
- Complete Fee Impact Study
- Adopt and complete the Tax Transfer Agreement with Contra Costa County related to the Northeast Antioch annexation/begin economic development
- Hold joint Unified School District/City Council Meeting
- Pursue innovative revenue generating opportunities
- Develop blight reduction plan
- Support community efforts to pursue enhanced funding for law enforcement

<b>CITY COUNCIL (100-1110)</b>								
	<b>2009-10 Actual</b>	<b>2010-11 Actual</b>	<b>2011-12 Budget</b>	<b>2011-12 Revised</b>	<b>2012-13 Proposed</b>	<b>% Change</b>	<b>2013-14 Projected</b>	<b>% Change</b>
<b>Use of Funds:</b>								
Personnel	108,683	123,566	129,550	127,833	133,076	4%	135,860	2%
Services & Supplies	16,517	16,598	24,368	27,518	19,370	-30%	19,370	0%
<b>Total Use of Funds</b>	<b>125,200</b>	<b>140,164</b>	<b>153,918</b>	<b>155,351</b>	<b>152,446</b>	<b>-2%</b>	<b>155,230</b>	<b>2%</b>
Elected Officials	5.00	5.00	5.00	5.00	5.00		5.00	

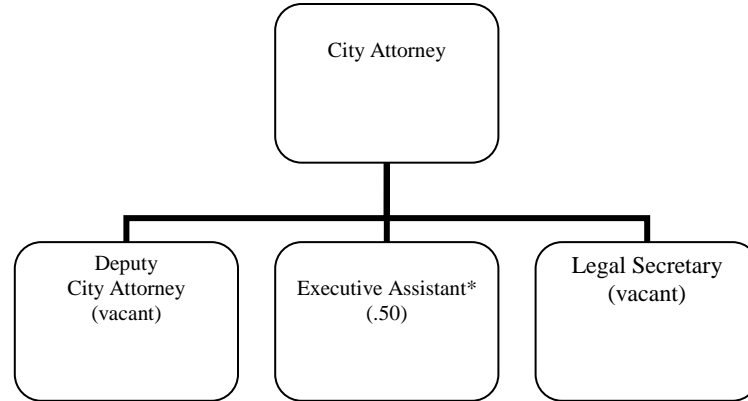
**CITY OF ANTIOCH  
2012-13 OPERATING BUDGET**

**GENERAL FUND – DEPARTMENTAL BUDGETS**

**CITY ATTORNEY (100-1120)**

The City Attorney’s office is responsible for providing and supervising all legal services for the City and City of Antioch serving as Successor Agency and Housing Successor to the Antioch Development Agency. The Office provides advice to Council, Agency, Commissions and staff on the Brown Act, Public Records Acts, conflicts of interests, public contracting, land use, environmental laws, employment matters, and other matters; prepares or reviews ordinances, contracts, leases and similar legal documents; is responsible for land acquisition; and acts as a board member to the joint risk authority (Municipal Pooling Authority).

**CITY ATTORNEY**



# of Positions Authorized	# of Funded Positions	# of Filled Positions	# Vacant Positions	# Proposed New Positions
3.50	1.50	1.50	2	0
*.50 of position in City Manager’s department				

**CITY OF ANTIOCH  
2012-13 OPERATING BUDGET**

**GENERAL FUND – DEPARTMENTAL BUDGETS**

**2011-2012 Accomplishments:**

- Managed claims and litigation matters for the City, including police department matters, Seeno/Discovery Builders matters, Water Treatment Plant dispute and design review approval of the Walmart expansion.
- Completed new release forms for Recreation Department.
- Drafted reports, resolutions and analysis for ballot measures on Mayor and Clerk/Treasurer.
- Opposed *Pitches* motions on behalf of Police Department.
- Prepared reports and handled issues relating to dissolution of Antioch Development Agency.
- Led risk management/safety discussions at Department Head meetings.
- Updated Marina leases and provided advice regarding issues with Humphrey's Restaurant.
- Oversaw AB 1234 compliance and provided conflict of interest advice.
- Provided advice and drafted documents regarding telecommunications leases.
- Drafted report for Fulton Shipyard Subcommittee.
- Drafted report and other documents for Investment Subcommittee.
- Prepared annual letter to the auditors regarding litigation and claims.
- Reviewed agreements and handled issues regarding Highway 4 Widening and Bypass projects.
- Advised on various personnel matters.
- Drafted or reviewed numerous contracts.
- Provided advice and drafted documents related to computer gaming ordinance.
- Responded to Public Records Act requests, subpoenas and Grand Jury inquiries.
- Handled insurance renewals and requests for additional insured endorsements.
- Drafted and reviewed various agreements related to Mirant/GenOn plant.
- Prepare Hard House Purchase and Sale Agreement.
- Assisted and supervised City Clerk's Office in transition period.
- Served on Advisory Committee for Law Academy at Deer Valley High School.
- Served on Executive Committee of the Municipal Pooling Authority.

**2012-2013 Objectives:**

- Handle matters from Council and staff, and keep the Council apprised of legal matters.
- Continue overseeing prosecution and defense of claims and litigation involving the City.
- Prepare ordinances requested by the City Council and staff as resource constraints allow, including social host/party house ordinance and dangerous dog ordinance.
- Continue emphasis on risk management and safety issues to keep "insurance" costs down.
- Review and update leases of City properties.
- Continue to oppose *Pitches* motions on behalf of Police Department.
- Continue to oversee AB 1234 compliance and provide conflict of interest advice.

**CITY OF ANTIOCH  
2012-13 OPERATING BUDGET**

**GENERAL FUND – DEPARTMENTAL BUDGETS**

- Continue to assist with issues regarding Highway 4 Widening and Highway 4 Bypass projects.
- Continue to provide assistance and supervision to City Clerk’s Office during transition period.
- Continue to assist staff with review of RDA Ordinance.
- Continue to work with Public Works Director on water rights issues with the departure of the Capital Improvements Director.
- Continue to oversee acquisition of property for Phillips Lane improvements.
- Prepare standardized contract form for smaller public works projects.
- Continue to handle matters relating to dissolution of Antioch Development Agency.

<b>CITY ATTORNEY (100-1120)</b>								
	<b>2009-10 Actual</b>	<b>2010-11 Actual</b>	<b>2011-12 Budget</b>	<b>2011-12 Revised</b>	<b>2012-13 Proposed</b>	<b>% Change</b>	<b>2013-14 Projected</b>	<b>% Change</b>
<b>Source of Funds:</b>								
Legal Fees	16,302	371	0	1,129	0	-100%	0	0%
Other	2,117	2,061	0	34,518	0	-100%	0	0%
Transfer In	50,000	50,000	50,000	50,000	0	-100%	0	0%
<b>Total Source of Funds</b>	<b>68,419</b>	<b>52,432</b>	<b>50,000</b>	<b>85,647</b>	<b>0</b>	<b>-100%</b>	<b>0</b>	<b>0%</b>
<b>Use of Funds:</b>								
Personnel	341,134	356,471	304,572	321,926	323,388	0%	335,620	4%
Services & Supplies	443,859	30,038	114,726	62,921	114,615	82%	114,615	0%
<b>Total Use of Funds</b>	<b>784,993</b>	<b>386,509</b>	<b>419,298</b>	<b>384,847</b>	<b>438,003</b>	<b>14%</b>	<b>450,235</b>	<b>3%</b>
Authorized FTE's	3.00	3.00	2.50	2.50	3.50		3.50	

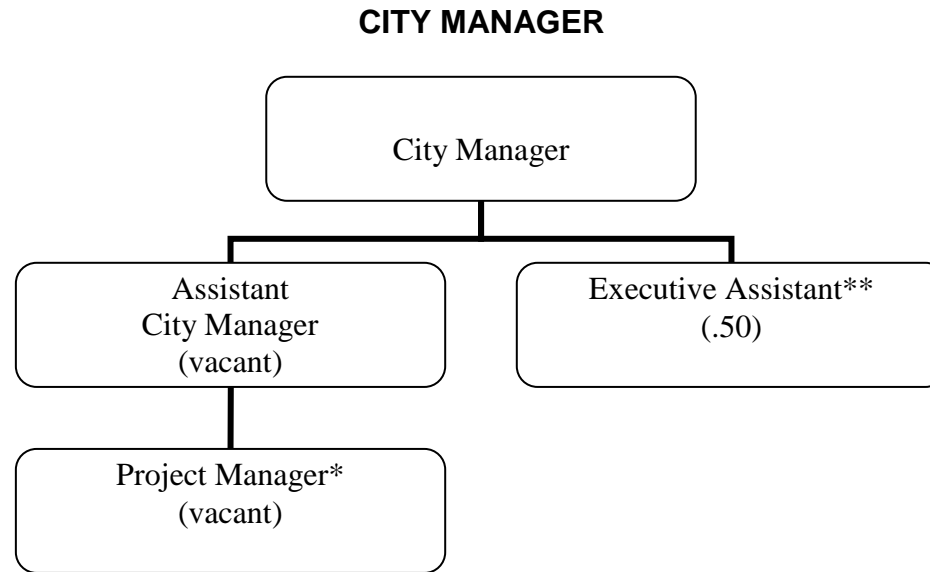
**CITY OF ANTIOCH  
2012-13 OPERATING BUDGET**

**GENERAL FUND – DEPARTMENTAL BUDGETS**

**CITY MANAGER (100-1130)**

The City Manager serves as the administrative head of the City government under the direction of the City Council and is responsible for carrying out the policies and directives of the City Council. The City Manager provides leadership to the City's executive managers and the organization as a whole in meeting the needs of the community and coordinating the provision of a wide range of municipal services.

The City Manager also provides administrative policy direction for fiscal planning; intergovernmental relations in responding to state, federal and regional issues with local impacts; and for communications - both internal and with the community at large. The City Manager and staff attend all Council meetings, advising the Council on matters under consideration and makes Council policy recommendations as appropriate.



# of Positions Authorized	# of Funded Positions	# of Filled Positions	# Vacant Positions	# Proposed New Positions
3.5*	1.5	1.5	2*	0
*The Project Manager was funded by the Prewett CIP Fund				
** .50 of position in City Attorney's department				

**CITY OF ANTIOCH  
2012-13 OPERATING BUDGET**

**GENERAL FUND – DEPARTMENTAL BUDGETS**

**2011-2012 Accomplishments:**

- Staged all-day Rebuilding Together Forum for all staff
- Completed labor contract negotiations with final remaining groups
- Continued to guide the City through significant budget reductions brought on by extended economic downturn
- Continued restructure of city organization
- Retirement of key staff members resulted in alignment of duties in the organization
- Monitored and protected City's water rights
- GenOn Power Plant Tax Transfer Agreement nearing completion and approval by LAFCO
- EBART project and Highway 4 construction moving forward
- Ferry Service to San Francisco project sustained despite reduced ridership projection study
- Grant writing successful for a variety of awards and grants
- Fresh and Easy store on Lone Tree opened
- EBART Extension Study funded and preliminary phase completed
- Economic development efforts with Antioch Auto Center, Humphrey's Restaurant, Highway 4 billboard and Macerich all underway

**2012-2013 Objectives:**

- Continue to develop Executive Management Team
- The annexation of GenOn Power Plant completes the LAFCO process
- Focus on succession planning
- Continue to lead organization through very challenging financial times
- Continue to work with EBART and the Highway 4 project to address local circulation and land use concerns
- Encourage existing retail expansion as economic development opportunities arise
- Work on PG&E Power Plant Out of Area Service/Benefit Agreement
- Complete the transition of redevelopment activities in the post-redevelopment environment
- Work on attracting additional employment opportunities for residents in Antioch
- Ensure ferry service to San Francisco through the EIR process is completed and the project be well positioned before the WETA Board
- Work with adjacent cities to explore opportunities for cost sharing and interagency cooperation

**CITY OF ANTIOCH  
2012-13 OPERATING BUDGET**

**GENERAL FUND – DEPARTMENTAL BUDGETS**

CITY MANAGER (100-1130)								
	2009-10 Actual	2010-11 Actual	2011-12 Budget	2011-12 Revised	2012-13 Proposed	% Change	2013-14 Projected	% Change
<b>Source of Funds:</b>								
Revenue from Other Agencies	37,272	20,191	0	12,055	0	-100%	0	0%
Other	0	0	0	3,891	0	-100%	0	0%
<b>Total Source of Funds</b>	<b>37,272</b>	<b>20,191</b>	<b>0</b>	<b>15,946</b>	<b>0</b>	<b>-100%</b>	<b>0</b>	<b>0%</b>
<b>Use of Funds:</b>								
Personnel	516,566	301,330	314,066	313,016	354,347	13%	368,417	4%
Services & Supplies	39,873	45,345	80,312	51,112	70,552	38%	70,552	0%
<b>Total Use of Funds</b>	<b>556,439</b>	<b>346,675</b>	<b>394,378</b>	<b>364,128</b>	<b>424,899</b>	<b>17%</b>	<b>438,969</b>	<b>3%</b>
Authorized FTE's	3.00	2.90	3.40	3.40	2.50		2.50	

**CITY OF ANTIOCH  
2012-13 OPERATING BUDGET**

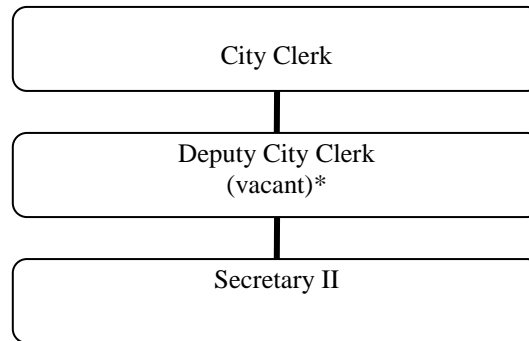
**GENERAL FUND – DEPARTMENTAL BUDGETS**

**CITY CLERK (100-1140)**

The position of City Clerk is elected to a four-year term and operates under statutory provision of the California Government Code, the Elections Code, and City ordinances and policies. The Clerk serves as the City’s historian and custodian of the City Seal.

Various duties of the City Clerk’s Office include: keeping records of the official actions of the City Council, City acting as Successor Agency to the Antioch Development Agency and Antioch Public Financing Authority; preparing agendas, minutes and public hearing notices; conducting municipal elections, serving as filing officer for the implementation of the Political Reform Act; accepting claims and legal actions against the City maintaining the Municipal Code; maintaining registration/ownership certificates for City vehicles; attesting City documents to include resolutions, ordinances and agreements; conducting bid openings; serving as the liaison to the Board of Administrative Appeals; and interacting with the City Council, City staff, and the general public on all related matters.

**CITY CLERK**



# of Positions Authorized	# of Funded Positions	# of Filled Positions	# Vacant Positions	# Proposed New Positions
3	2	2	1	0
*Secretary position currently Acting Deputy City Clerk				



**CITY OF ANTIOCH  
2012-13 OPERATING BUDGET**

**GENERAL FUND – DEPARTMENTAL BUDGETS**

**2011-2012 Accomplishments:**

- Assisted in organizing letters of interest, establishing dates and rules for the application process for appointment to fill the city clerk vacancy.
- Completed Fair Political Practice Commission (FPPC) filings and forwarded them to FPPC in accordance with California State Law
- Prepared for and organized the June 5, 2012 Election on “Measure L – Changing the City Clerk and City Treasurer positions from elected to appointed” and “Measure M – Changing the Mayor position from elected to appointed”
- Coordinated and organized the Board of Administrative Appeals Meeting which had not occurred in over two years
- Scanned historical ordinances, agreements, minutes, and resolutions into imaging system
- Simplified agenda preparation

**2012-2013 Objectives:**

- Prepare for and organize the 2012 Regular Election for Mayor, two Council Seats, City Clerk and Treasurer depending on the outcome of the June 5, 2012 Election
- Assure the timely filing of Statements of Economic Interests and Campaign Expense Reports in accordance with the Political Reform Act
- Continue scanning present Council information into imaging system
- Scan historical resolutions into imaging system
- Continue providing updated technology for staff and public information

<b>CITY CLERK (100-1140)</b>								
	<b>2009-10 Actual</b>	<b>2010-11 Actual</b>	<b>2011-12 Budget</b>	<b>2011-12 Revised</b>	<b>2012-13 Proposed</b>	<b>% Change</b>	<b>2013-14 Projected</b>	<b>% Change</b>
<b>Use of Funds:</b>								
Personnel	135,665	128,488	76,243	90,037	112,297	25%	118,295	5%
Services & Supplies	27,009	77,091	30,140	138,500	108,328	-22%	28,328	-74%
<b>Total Use of Funds</b>	<b>162,674</b>	<b>205,579</b>	<b>106,383</b>	<b>228,537</b>	<b>220,625</b>	<b>-3%</b>	<b>146,623</b>	<b>-34%</b>
Authorized FTE's	2.00	3.00	3.00	3.00	3.00		3.00	

**CITY OF ANTIOCH  
2012-13 OPERATING BUDGET**

**GENERAL FUND – DEPARTMENTAL BUDGETS**

**CITY TREASURER (100-1150)**

The City Treasurer is elected to a four-year term of office. The duties of a City Treasurer are to receive and safely keep all money coming into the City; to comply with all laws governing the deposit and securing of public funds and the handling of trust funds in the possession of the City; to pay out money on warrants signed by persons legally designated by the City; to call in money from inactive deposits and place it in active deposits as current demands require; and to deposit money for which there is no demand as inactive deposits into active deposit accounts.

Antioch's City Treasurer reviews all travel expenses to ensure compliance with the City's travel policy; processes interest checks from certificates of deposit; reviews all warrants and field checks issued; processes assessment payoffs, and reviews and approves the monthly Investment Report to Council. Processes all wire transfers.

**2011-2012 Accomplishments:**

- Insured that the city's investment portfolio was not at risk
- Reviewed State and Federal updates to keep the City's portfolio in compliance
- Continued review of travel meal expenses

**2012-2013 Objectives:**

- Continue review of travel expenses, warrants and field checks
- Review travel policy on a yearly basis
- Review Investment Policy on a quarterly basis

<b>CITY TREASURER (100-1150)</b>								
	<b>2009-10 Actual</b>	<b>2010-11 Actual</b>	<b>2011-12 Budget</b>	<b>2011-12 Revised</b>	<b>2012-13 Proposed</b>	<b>% Change</b>	<b>2013-14 Projected</b>	<b>% Change</b>
<b>Source of Funds:</b>								
Billings to Departments	247,297	253,023	255,854	169,601	211,923	25%	222,627	5%
<b>Total Source of Funds</b>	<b>247,297</b>	<b>253,023</b>	<b>255,854</b>	<b>169,601</b>	<b>211,923</b>	<b>25%</b>	<b>222,627</b>	<b>5%</b>
<b>Use of Funds:</b>								
Personnel	38,968	39,824	41,820	41,415	42,972	4%	44,350	3%
Services & Supplies	190,785	197,226	199,776	110,521	149,973	36%	160,973	7%
<b>Total Use of Funds</b>	<b>229,753</b>	<b>237,050</b>	<b>241,596</b>	<b>151,936</b>	<b>192,945</b>	<b>27%</b>	<b>205,323</b>	<b>6%</b>
Authorized FTE's	1.15	1.15	1.15	1.15	1.15		1.15	

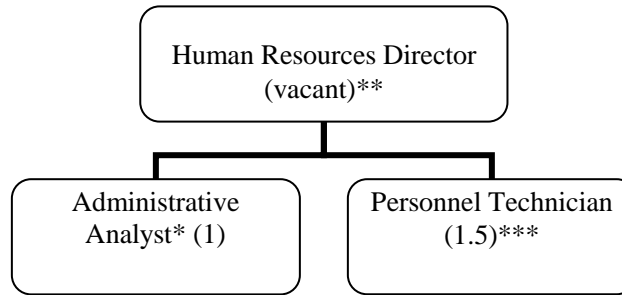
**CITY OF ANTIOCH  
2012-13 OPERATING BUDGET**

**GENERAL FUND – DEPARTMENTAL BUDGETS**

**HUMAN RESOURCES (100-1160)**

The Human Resources Department is responsible for overseeing the management of personnel services including recruitment; benefit administration, employee relations, labor relations, training, and maintaining the personnel classification system.

**HUMAN RESOURCES**



# of Positions Authorized	# of Funded Positions	# of Filled Positions	# Vacant Positions	# Proposed New Positions
3.5*	2.5	2.5	1	0
*Does not include Administrative Analyst charged to Loss Control Fund 580 **Position filled by contract ***.50 of position in Police Administration				

**CITY OF ANTIOCH  
2012-13 OPERATING BUDGET**

**GENERAL FUND – DEPARTMENTAL BUDGETS**

**2011-2012 Accomplishments:**

- Met and conferred with all bargaining units due to the continued economic downturn
- Provided cost effective training and workshop opportunities to employees
- Continued modifications to the Open Enrollment Benefit process

**2012-2013 Objectives:**

- Provide ongoing guidance and support to employees and City Departments
- Attract and retain qualified and motivated employees in an efficient and cost effective manner
- Continue meet and confer process, as required
- Continue to provide cost effective training opportunities to employees

<b>HUMAN RESOURCES (100-1160)</b>								
	<b>2009-10 Actual</b>	<b>2010-11 Actual</b>	<b>2011-12 Budget</b>	<b>2011-12 Revised</b>	<b>2012-13 Proposed</b>	<b>% Change</b>	<b>2013-14 Projected</b>	<b>% Change</b>
<b>Use of Funds:</b>								
Personnel	407,549	388,572	315,380	297,742	258,500	-13%	329,775	28%
Services & Supplies	61,249	52,109	105,708	93,858	158,396	69%	103,396	-35%
<b>Total Use of Funds</b>	<b>468,798</b>	<b>440,681</b>	<b>421,088</b>	<b>391,600</b>	<b>416,896</b>	<b>6%</b>	<b>433,171</b>	<b>4%</b>
Authorized FTE's	3.50	3.50	3.50	3.50	3.50		3.50	

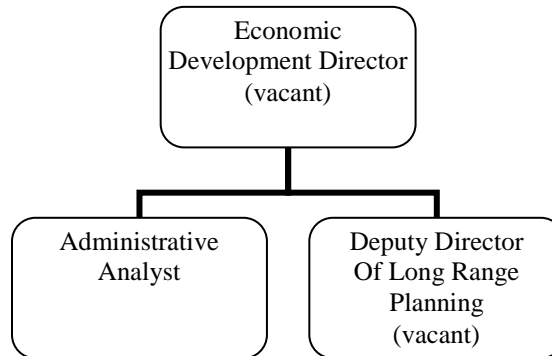
**CITY OF ANTIOCH  
2012-13 OPERATING BUDGET**

**GENERAL FUND – DEPARTMENTAL BUDGETS**

**ECONOMIC DEVELOPMENT (100-1180)**

The Economic Development Department improves the local economy by providing programs to attract, retain, expand and assist business in Antioch. Department goals include promoting a positive business environment, expanding the local tax base, creating opportunities for new jobs, retail shops, employment centers and quality dining experiences. Additional attention is given to collaborative regional economic development efforts that establish a regional identity, strengthen the local economies and attract job-creating businesses.

**ECONOMIC DEVELOPMENT**



# of Positions Authorized	# of Funded Positions	# of Filled Positions	# Vacant Positions	# Proposed New Positions
3	1	1	2	0

**CITY OF ANTIOCH  
2012-13 OPERATING BUDGET**

**GENERAL FUND – DEPARTMENTAL BUDGETS**

**2011-2012 Accomplishments:**

- Provided information and assistance to businesses and investors considering Antioch
- Secured LAFCO approval for the annexation process of unincorporated Northeast Antioch
- Helped facilitate the first phase of the Lakeview Center and completion and opening of CVS Pharmacy and Fresh & Easy

**2012-13 Objectives:**

- Continue to promote development in the two designated Priority Development Areas, eBART at Hillcrest and Downtown near the Rivertown Ferry Terminal
- Complete the Northeast Annexation
- Continue to advocate for alternatives to Redevelopment funding
- Facilitate an expanded role for the Economic Development Commission
- Re-evaluate and confirm Antioch's future economic development strategy

<b>ECONOMIC DEVELOPMENT (100-1180)</b>								
	<b>2009-10 Actual</b>	<b>2010-11 Actual</b>	<b>2011-12 Budget</b>	<b>2011-12 Revised</b>	<b>2012-13 Proposed</b>	<b>% Change</b>	<b>2013-14 Projected</b>	<b>% Change</b>
<b>Source of Funds:</b>								
Revenue from Other Agencies	121,278	181,990	102,860	40,000	75,000	88%	0	-100%
Other	0	0	0	18,369	0	-100%	0	0%
<b>Total Source of Funds</b>	<b>121,278</b>	<b>181,990</b>	<b>102,860</b>	<b>58,369</b>	<b>75,000</b>	<b>28%</b>	<b>0</b>	<b>-100%</b>
<b>Use of Funds:</b>								
Personnel	185,051	104,493	108,825	113,331	171,285	51%	176,545	3%
Services & Supplies	639,387	531,139	554,381	592,575	459,635	-22%	304,635	-34%
<b>Total Use of Funds</b>	<b>824,438</b>	<b>635,632</b>	<b>663,206</b>	<b>705,906</b>	<b>630,920</b>	<b>-11%</b>	<b>481,180</b>	<b>-24%</b>
Authorized FTE's	3.00	3.00	2.50	2.50	3.00		3.00	

**CITY OF ANTIOCH  
2012-13 OPERATING BUDGET**

**GENERAL FUND – DEPARTMENTAL BUDGETS**

**FINANCE DEPARTMENT**

The Finance Department provides internal support to other City Departments and external support to other government agencies by providing financial information to facilitate their decision making process. The Department administers more than 80 funds in accordance with Generally Accepted Accounting Principles. The Department is also responsible for overseeing the City's Purchasing, Printing and Mail Services.

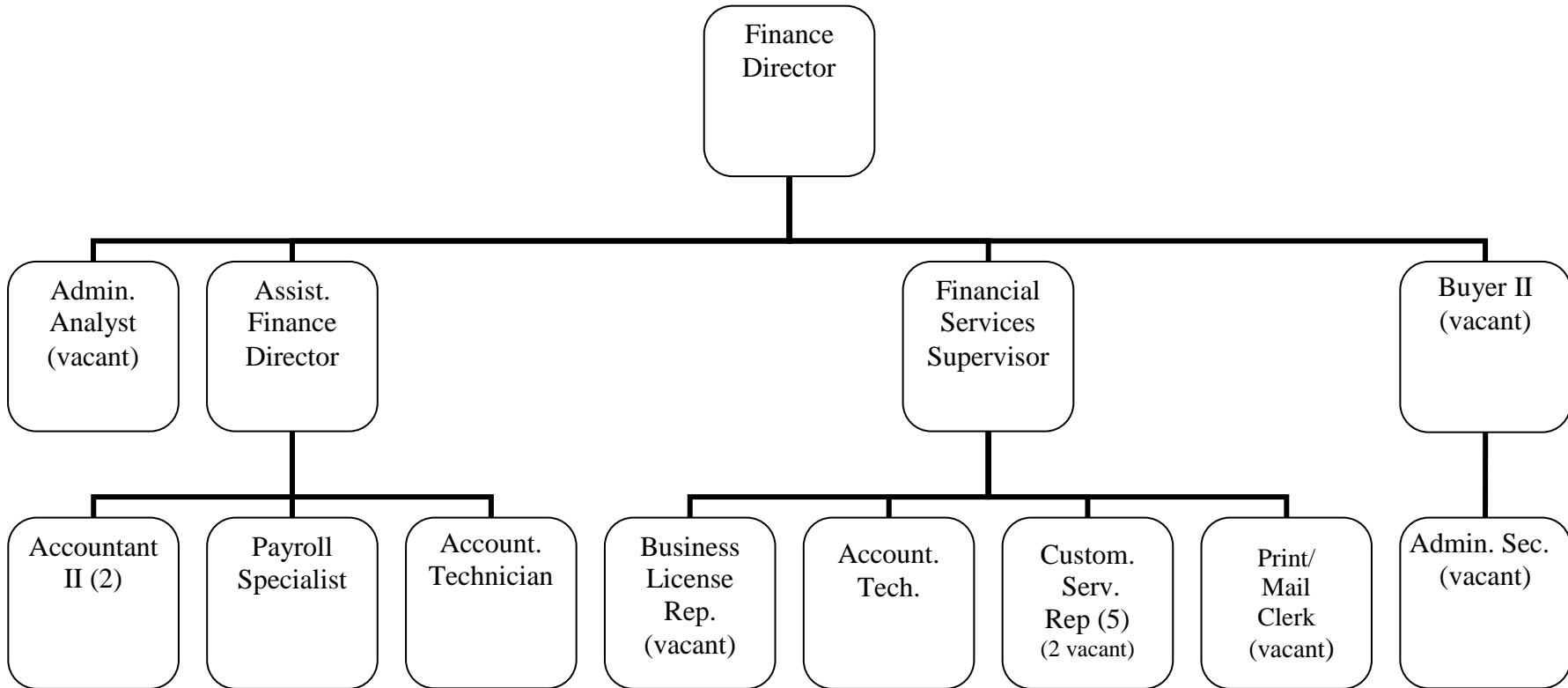
Along with the City Treasurer, the Finance Department is responsible for the safekeeping, management and accounting of the City's financial assets. The Department also supplies timely and accurate financial reports to elected and appointed officials and to the State. The Finance Department works with the City Manager to ensure that a sound program of fiscal control is undertaken with respect to developing and implementing the annual budget. The following divisions are in the Finance Department:

- Administration
- Accounting
- Operations

**CITY OF ANTIOCH  
2012-13 OPERATING BUDGET**

**GENERAL FUND – DEPARTMENTAL BUDGETS**

**FINANCE DEPARTMENT**



# of Positions Authorized	# of Positions Funded	# of Positions Filled	# Vacant Positions	# Proposed New Positions
18*	12	11**	7	0
*Although 18 actual positions under Finance, some positions split funding as follows (FY13&FY14): Finance Director - .80 Gen Fund Finance, .05 Gen Fund City Treasurer, .15 Wtr/Swr Accountant – 1.90 Gen Fund Finance, .10 Gen Fund City Treasurer Financial Services Supervisor - .15 Gen Fund Finance, .85 Wtr/Swr Customer Service Rep. - .50 Gen Fund Finance, 4.5 Wtr/Swr **In the process of recruiting 2 Customer Service Rep. positions, 1 due to pending retirement.				



**CITY OF ANTIOCH  
2012-13 OPERATING BUDGET**

**GENERAL FUND – DEPARTMENTAL BUDGETS**

<b>FINANCE SUMMARY</b>								
	<b>2009-10 Actual</b>	<b>2010-11 Actual</b>	<b>2011-12 Budget</b>	<b>2011-12 Revised</b>	<b>2012-13 Proposed</b>	<b>% Change</b>	<b>2013-14 Projected</b>	<b>% Change</b>
<b>SOURCE OF FUNDS:</b>								
Billings to Departments	81,144	38,125	39,000	42,000	42,200	0%	42,200	0%
Administrative Services	79,300	79,300	79,300	79,300	79,300	0%	79,300	0%
Other	256	180	120	-1	120	12100%	120	0%
<b>TOTAL SOURCE OF FUNDS</b>	<b>160,700</b>	<b>117,605</b>	<b>118,420</b>	<b>121,299</b>	<b>121,620</b>	<b>0%</b>	<b>121,620</b>	<b>0%</b>
<b>USE OF FUNDS:</b>								
Personnel	1,214,290	1,197,669	1,164,090	1,113,837	765,570	-31%	798,991	4%
Services & Supplies	677,708	616,930	680,887	701,817	562,721	-20%	578,191	3%
<b>TOTAL USE OF FUNDS</b>	<b>1,891,998</b>	<b>1,814,599</b>	<b>1,844,977</b>	<b>1,815,654</b>	<b>1,328,291</b>	<b>-27%</b>	<b>1,377,182</b>	<b>4%</b>

<b>Authorized &amp; Funded FTE's:</b>	<b>Authorized FTE's</b>	<b>Funded 2011-12</b>	<b>Funded 2012-13</b>	<b>Funded 2013-14</b>
Finance Administration	2.00	0.95	0.80	0.80
Finance Accounting	6.00	4.90	4.90	4.90
Finance Operations	9.00	6.00	0.55	0.55
<b>Total Finance Authorized &amp; Funded FTE's</b>	<b>18.00</b>	<b>11.85</b>	<b>6.25</b>	<b>(a) 6.25</b>

(a) Allocation among departments changing beginning in FY13

**CITY OF ANTIOCH  
2012-13 OPERATING BUDGET**

**GENERAL FUND – DEPARTMENTAL BUDGETS**

**FINANCE ADMINISTRATION (100-1210)**

Finance Administration is responsible for overseeing the management of all Financial Services Fund operations. Finance Administration is also responsible for supplying timely and accurate financial reports of the City's affairs to elected and appointed officials and to the State to ensure that a sound program of fiscal control is undertaken with respect to implementing the budget. The Finance Director is also the Controller for the Antioch Area Public Facilities Financing Agency (Mello Roos).

**2011-2012 Accomplishments:**

- Prepared Fiscal Year 2012-13 budgets for the following: City, City of Antioch as Successor Agency and Housing Successor to the Antioch Development Agency, and Antioch Public Financing Authority (APFA) before June 30, 2012
- Received a Certificate of Achievement for Excellence in Financial Reporting for the fiscal year ended June 30, 2011

**2012-2013 Objectives:**

- Continue to look for ways to improve customer service provided by the Finance Department
- Continue to look for process and technological efficiencies within the Finance Department

<b>FINANCE ADMINISTRATION (100-1210)</b>								
	<b>2009-10 Actual</b>	<b>2010-11 Actual</b>	<b>2011-12 Budget</b>	<b>2011-12 Revised</b>	<b>2012-13 Proposed</b>	<b>% Change</b>	<b>2013-14 Projected</b>	<b>% Change</b>
<b>Source of Funds:</b>								
Admin Services Mello Roos	41,200	41,200	41,200	41,200	41,200	0%	41,200	0%
Other	133	54	0	-127	0	0%	0	0%
<b>Total Source of Funds</b>	<b>41,333</b>	<b>41,254</b>	<b>41,200</b>	<b>41,073</b>	<b>41,200</b>	<b>0%</b>	<b>41,200</b>	<b>0%</b>
<b>Use of Funds:</b>								
Personnel	222,136	202,238	198,505	200,860	172,405	-14%	178,465	4%
Services & Supplies	114,019	93,380	95,626	92,611	102,698	11%	102,468	0%
<b>Total Use of Funds</b>	<b>336,155</b>	<b>295,618</b>	<b>294,131</b>	<b>293,471</b>	<b>275,103</b>	<b>-6%</b>	<b>280,933</b>	<b>2%</b>
Authorized FTE's	1.95	1.95	1.95	1.95	1.80		1.80	

**CITY OF ANTIOCH  
2012-13 OPERATING BUDGET**

**GENERAL FUND – DEPARTMENTAL BUDGETS**

**ACCOUNTING SERVICES DIVISION (100-1220)**

The Accounting Services Division provides services, information and analyses to the public. This is accomplished by providing budgeting, accounting, accounts payable and payroll processing; preparing the Comprehensive Annual Financial Report (CAFR); coordinating various audits; accounting for City grants and requesting grant reimbursements from other agencies; providing financial data and assistance to all City departments; and preparing reports needed by City management and other governmental agencies. In fiscal year 2012, the City's purchasing division was consolidated into the accounting services division due to the implementation of decentralized purchasing during fiscal year 2011.

**2011-2012 Accomplishments:**

- Published the Comprehensive Annual Financial Report (CAFR) and Antioch Development Agency financial statements by December 31
- Provided timely and accurate payroll services to all employees and processed payment invoices submitted by vendors in a timely fashion
- Improved the review process of purchase requisitions and issued purchase orders accurately and timely
- Improved document management by imaging pertinent documents, thus reducing paper filing

**2012-2013 Objectives:**

- Provide timely and accurate payroll services to all employees; to audit and process payment invoices submitted by suppliers and contractors in a timely fashion; and prepare the CAFR by December 31, 2012
- Receive the award of excellence in financial reporting from the Government Finance Officer's Association
- Review purchase requisitions based on City's current purchasing policy and issue purchase order accurately and in a timely manner.
- Continue to implement ways to improve document management

<b>FINANCE ACCOUNTING (100-1220)</b>								
	<b>2009-10</b>	<b>2010-11</b>	<b>2011-12</b>	<b>2011-12</b>	<b>2012-13</b>	<b>%</b>	<b>2013-14</b>	<b>%</b>
	<b>Actual</b>	<b>Actual</b>	<b>Budget</b>	<b>Revised</b>	<b>Proposed</b>	<b>Change</b>	<b>Projected</b>	<b>Change</b>
<b>Source of Funds:</b>								
Admin. Services-Assessment Dist.	38,100	38,100	38,100	38,100	38,100	0%	38,100	0%
Other	123	126	120	126	120	-5%	120	0%
<b>Total Source of Funds</b>	<b>38,223</b>	<b>38,226</b>	<b>38,220</b>	<b>38,226</b>	<b>38,220</b>	<b>0%</b>	<b>38,220</b>	<b>0%</b>
<b>Use of Funds:</b>								
Personnel	476,030	494,648	517,525	528,763	545,195	3%	570,416	5%
Services & Supplies	258,809	250,947	263,651	256,096	267,846	5%	279,296	4%
<b>Total Use of Funds</b>	<b>734,839</b>	<b>745,595</b>	<b>781,176</b>	<b>784,859</b>	<b>813,041</b>	<b>4%</b>	<b>849,712</b>	<b>5%</b>
Authorized FTE's	4.90	4.90	6.90	6.90	6.90		6.90	

**CITY OF ANTIOCH  
2012-13 OPERATING BUDGET**

**GENERAL FUND – DEPARTMENTAL BUDGETS**

**FINANCE OPERATIONS DIVISION (100-1230)**

Finance Operations is responsible for all functions pertaining to accounts receivable, business licenses, utility billing, collections, cash handling and deposit processing and data entry. In fiscal year 2012, the print and mail division was consolidated into the operations division due to the decentralization of the print and mail function. Operations is responsible for delivery of U.S. postal mail for all City departments.

**2011-2012 Accomplishments:**

- Successfully implemented delivery of paperless water utility e-billings
- Successfully converted from postnet barcodes to intelligent mail barcodes required by post office for continued permit postage discounts
- Successfully upgraded department process for remote deposit of checks received for same day bank deposit processing
- Successfully changed to a new lockbox processor for water utility bill processing.

**2012-2013 Objectives:**

- Train and develop newly hired staff members in department policies and procedures
- Modify, simplify and revise shut off notice language on pink and gold notices for ease of understanding at the customer level
- Implement content manager product module in INCODE for paperless attachment of items on customer accounts
- Continued to choose and use recycled paper products in all applications where appropriate
- Continue to fold, insert and deliver approximately 360,000 water utility billings in a timely and efficient manner
- Continue to improve on existing services looking for internal efficiencies with the challenge of reduced staffing levels

<b>FINANCE OPERATIONS (100-1230)</b>								
	<b>2009-10 Actual</b>	<b>2010-11 Actual</b>	<b>2011-12 Budget</b>	<b>2011-12 Revised</b>	<b>2012-13 Proposed</b>	<b>% Change</b>	<b>2013-14 Projected</b>	<b>% Change</b>
<b>Source of Funds:</b>								
Billings to Departments	0	0	39,000	42,000	42,200	0%	42,200	0%
<b>Total Source of Funds</b>	<b>0</b>	<b>0</b>	<b>39,000</b>	<b>42,000</b>	<b>42,200</b>	<b>100%</b>	<b>42,200</b>	<b>0%</b>
<b>Use of Funds:</b>								
Personnel	372,478	410,712	448,060	384,214	47,970	-88%	50,110	4%
Services & Supplies	236,243	196,922	321,610	353,110	192,177	-46%	196,427	2%
<b>Total Use of Funds</b>	<b>608,721</b>	<b>607,634</b>	<b>769,670</b>	<b>737,324</b>	<b>240,147</b>	<b>-67%</b>	<b>246,537</b>	<b>3%</b>
Authorized FTE's	8.00	8.00	9.00	9.00	2.65		2.65	

**CITY OF ANTIOCH  
2012-13 OPERATING BUDGET**

**GENERAL FUND – DEPARTMENTAL BUDGETS**

**PURCHASING SERVICES DIVISION (100-1240) / PRINTING SERVICES DIVISION (100-1310)**

These divisions were consolidated into the accounting services and operations divisions beginning in fiscal year 2012 and are presented for reconciliation purposes only for 2009-10 and 2010-11 actual figures.

<b>FINANCE PURCHASING (100-1240)</b>								
	<b>2009-10 Actual</b>	<b>2010-11 Actual</b>	<b>2011-12 Budget</b>	<b>2011-12 Revised</b>	<b>2012-13 Proposed</b>	<b>% Change</b>	<b>2013-14 Projected</b>	<b>% Change</b>
<b>Use of Funds:</b>								
Personnel	84,057	73,228	0	0	0	0%	0	0%
Services & Supplies	2,879	1,981	0	0	0	0%	0	0%
<b>Total Use of Funds</b>	<b>86,936</b>	<b>75,209</b>	<b>0</b>	<b>0</b>	<b>0</b>	<b>0%</b>	<b>0</b>	<b>0%</b>
Authorized FTE's	2.00	2.00	0.00	0.00	0.00		0.00	

<b>FINANCE PRINTING SERVICES (100-1310)</b>								
	<b>2009-10 Actual</b>	<b>2010-11 Actual</b>	<b>2011-12 Budget</b>	<b>2011-12 Revised</b>	<b>2012-13 Proposed</b>	<b>% Change</b>	<b>2013-14 Projected</b>	<b>% Change</b>
<b>Source of Funds:</b>								
Billings to Other Departments	16,972	7,505	0	0	0	0%	0	0%
<b>Total Source of Funds</b>	<b>16,972</b>	<b>7,505</b>	<b>0</b>	<b>0</b>	<b>0</b>	<b>0%</b>	<b>0</b>	<b>0%</b>
<b>Use of Funds:</b>								
Personnel	44,693	12,632	0	0	0	0%	0	0%
Services & Supplies	17,060	14,607	0	0	0	0%	0	0%
<b>Total Use of Funds</b>	<b>61,753</b>	<b>27,239</b>	<b>0</b>	<b>0</b>	<b>0</b>	<b>0%</b>	<b>0</b>	<b>0%</b>
Authorized FTE's	0.75	0.75	0.00	0.00	0.00		0.00	

**CITY OF ANTIOCH  
2012-13 OPERATING BUDGET**

**GENERAL FUND – DEPARTMENTAL BUDGETS**

**MAIL SERVICES DIVISION (100-1320)**

This division was consolidated in the operations division beginning in fiscal year 2012 due to the decentralization of the print and mail functions among departments and is presented for reconciliation purposes only for 2009-10 and 2010-11 actual figures.

<b>FINANCE MAIL SERVICES (100-1320)</b>								
	<b>2009-10 Actual</b>	<b>2010-11 Actual</b>	<b>2011-12 Budget</b>	<b>2011-12 Revised</b>	<b>2012-13 Proposed</b>	<b>% Change</b>	<b>2013-14 Projected</b>	<b>% Change</b>
<b>Source of Funds:</b>								
Billings to Departments	64,172	30,620	0	0	0	0%	0	0%
<b>Total Source of Funds</b>	<b>64,172</b>	<b>30,620</b>	<b>0</b>	<b>0</b>	<b>0</b>	<b>0%</b>	<b>0</b>	<b>0%</b>
<b>Use of Funds:</b>								
Personnel	14,896	4,211	0	0	0	0%	0	0%
Services & Supplies	48,698	59,093	0	0	0	0%	0	0%
<b>Total Use of Funds</b>	<b>63,594</b>	<b>63,304</b>	<b>0</b>	<b>0</b>	<b>0</b>	<b>0%</b>	<b>0</b>	<b>0%</b>
Authorized FTE's	0.25	0.25	0.00	0.00	0.00		0.00	

**CITY OF ANTIOCH  
2012-13 OPERATING BUDGET**

**GENERAL FUND – DEPARTMENTAL BUDGETS**

**NON-DEPARTMENTAL DEPARTMENT**

The Non-Departmental classification is for revenues and expenditures that are not attributed to any one City department or division within the General Fund. Revenue items recognized in Non-Departmental include property taxes, franchise fees, business licenses, sales and use tax and motor-vehicle-in-lieu.

Non-Departmental operating expenses include insurance policies and claims, sales tax audits, property tax audits, ABAG and League of California Cities membership dues, and transfers out to fund capital improvement projects (if needed).

<b>GENERAL FUND NONDEPARTMENTAL (100-1250)</b>								
	<b>2009-10</b>	<b>2010-11</b>	<b>2011-12</b>	<b>2011-12</b>	<b>2012-13</b>	<b>%</b>	<b>2013-14</b>	<b>%</b>
	<b>Actual</b>	<b>Actual</b>	<b>Budget</b>	<b>Revised</b>	<b>Proposed</b>	<b>Change</b>	<b>Projected</b>	<b>Change</b>
<b>Source of Funds:</b>								
Taxes	26,244,318	25,556,777	25,618,531	25,275,241	25,738,947	2%	26,194,175	2%
Investment Income & Rentals	357,898	431,132	421,400	454,350	462,440	2%	470,690	2%
Revenue from other Agencies	140,107	85,985	60,000	70,000	70,000	0%	70,000	0%
Charges for Services	12,472	13,363	14,500	6,431	14,500	125%	14,500	0%
Other	1,211,836	1,218,544	220,000	651,000	1,020,000	57%	220,000	-78%
Transfers In	2,474,419	0	0	0	0	0%	0	0%
<b>Total Source of Funds</b>	<b>30,441,050</b>	<b>27,305,801</b>	<b>26,334,431</b>	<b>26,457,022</b>	<b>27,305,887</b>	<b>3%</b>	<b>26,969,365</b>	<b>-1%</b>
<b>Use of Funds:</b>								
Personnel	10,535	16,552	17,300	18,400	18,500	1%	19,600	6%
Services & Supplies	1,719,485	1,726,147	1,311,631	1,269,634	1,218,495	-4%	1,414,923	16%
<b>Total Use of Funds</b>	<b>1,730,020</b>	<b>1,742,699</b>	<b>1,328,931</b>	<b>1,288,034</b>	<b>1,236,995</b>	<b>-4%</b>	<b>1,434,523</b>	<b>16%</b>
Authorized FTE's	0.00	0.00	0.00	0.00	0.00		0.00	

**CITY OF ANTIOCH  
2012-13 OPERATING BUDGET**

**GENERAL FUND – DEPARTMENTAL BUDGETS**

**PUBLIC WORKS DEPARTMENT**

The Public Works Department consists of Administration, Streets, Sign and Street Light, Facilities, Fleet, Parks, Wastewater Collections, Channels (NPDES), Water Treatment and Distribution, Geographic Information Systems, Marina Operations, Engineering and Land Development Services, Capital Improvements (beginning in FY12) and the City's Warehouse & Central Stores Operation, and protects the City's pre-1914 water rights. The Department is responsible for the administration, oversight of the design, construction, inspection, engineering and maintenance of all City infrastructure, as well as the development and implementation of the City's Five-Year Capital Improvement Program.

Accomplishments, Goals and Objectives for the Public Works Department are presented in a combined format as many of the items listed overlap the Divisions. Here in total are the 2011-2012 Accomplishments, followed by the 2012-2013 Goals and Objectives:

**2011-12 Accomplishments:**

- Completed cooperative agreement with SR4 Bypass Authority, County, City of Oakley and City of Brentwood for State Highway Systems (SHS) within local agency jurisdictions and Freeway Maintenance Agreement to transfer State Route 4 and the State Route 4 Bypass.
- Completed the fourth extension of Empire Mine Road temporary closure.
- Completed temporary closure of McElheny Road.
- Completed reimbursement agreement for Nelson Ranch Park.
- Completed the following striping projects throughout the City: double yellow; edge lines; bike lanes; and stacking lanes.
- Completed the annual night-time street light and reflectivity survey.
- Received no successful pothole related claims.
- Completed the weed pre-emergent program for landscaped medians/areas and the roadside weed abatement program; cleaned, trimmed and spot-sprayed weeds in all 418 neighborhood court islands.
- Completed the firebreak/weed abatement program for open spaces prior to the July deadline date.
- Refurbished the cooling tower at the Maintenance Service Center in order to extend its useful life.
- Completed paving of all but 100+ service cuts due to staffing reductions.
- Continued deferral of red curb painting throughout the City. This cost-cutting measure was put in place three years ago as a measure to counter the reduction in resources.
- Play structure at Mira Vista Park was removed at the recommendation of our insurance provider due to concerns relating to the age and safety of the play structure. There is no currently no funding available to replace this equipment.
- Staff volunteered and assisted in events such as Arbor Day, Keep Antioch Clean Day, Coastal Clean Up and facilitated at the Girl Scouts 100<sup>th</sup> Anniversary Tree Planting.
- Planted 48 trees in various parks as part of the City's ongoing tree reforestation project.
- Awarded Tree City USA for the 7<sup>th</sup> consecutive year.
- Partnered with the park maintenance contractor to complete a comprehensive liability reduction program on all 31 parks.
- Renovated the soccer field turf at Antioch Community and Gentrytown Parks.
- Passed the County Agricultural Department's annual inspection for pesticide safety.
- Updated the numbering codes to the new MUTC sign code for all signs in stock.



**CITY OF ANTIOCH  
2012-13 OPERATING BUDGET**

**GENERAL FUND – DEPARTMENTAL BUDGETS**

- Performed a quarterly inspection of all the City's parks.
- Replaced playground structures and installed new rubber matting at Eagleridge and Deerfield parks with the use of WW grant funding.
- Refurbished the cooling tower at the Maintenance Service Center to extend the useful life.
- Held seven lien sales at the Marina and removed abandoned vessels.
- Replaced 150 electrical pedestal covers at the Marina.
- Replaced all flexible fuel lines at the Marina (20-years old), from the main tanks to the pumps.
- Replaced all flexible potable water, fire and sewer lines on gangplanks at the Marina.
- Closed out all completed Work Orders in the computerized maintenance management program within 30 days.
- GIS, working with Collections crews, mapped the storm water facilities and created a storm water maintenance route book.
- Completed 95% of the conversion and updating of the water system grid maps.
- Completed retrofits to Fairview, City, Mountaire and Chichibu parks for the recycled water project, making these four parks compliant with State requirements for users of recycled water (joint City of Antioch/ DDSD project). Fairview Park is now on-line with the three remaining parks scheduled to be placed online in the near future.
- Completed the transponder replacement program, installing the final 4,000 units. All 31,000+ water meter transponders have now been replaced.
- Read 31,000+ residential and commercial meters within the first 15 days of each month to maintain a uniform billing cycle.
- Responded to vandalism and repaired/replaced 58 vandalized or stolen backflow devices at an approximate cost of \$100,000.
- Lowered the water main on Viera Avenue in order for Contra Costa County to install a storm drain line to alleviate drainage problems at Bown Lane.
- Unable to fully implement the state mandated water valve turning and hydrant flushing programs due to staff vacancy rate of approximately 30% within the Water Distribution Division.
- Continued to exceed all quality standards for finished water and the distribution system mandated by State of California and EPA.
- Completed monitoring under Stage 1 DBP Rule, in effect since 2002, falling within all regulatory compliance levels determined by the Department of Health. New Stage 2 DBP Rule became effective on April 1, 2012 for large drinking water systems.
- Analyzed over 1,350 distribution system samples for total coliform and e.coli. All samples were negative.
- Installed and tested the new #4 canal pump, capable of providing 11.5 MGD pumping capacity.
- Installed new caustic tank at Water Treatment Plant.
- Installed new primary power lines to Water Treatment A Plant.
- Started dredging the existing sludge pond as part of an anticipated three-year project.
- Continued the permitting process to de-silt West Antioch Creek from BNSF railroad tracks to W 8<sup>th</sup> Street.
- Cleaned an additional 5% of major sanitary trunk lines above 10".
- As part of an ongoing program, monitored, cleaned, documented, and reported dumping hot-spots in the storm channels per the NPDES permit requirement.
- Crews started installing locking devices on sewer and storm manhole covers in easement areas to minimize the risk of sewer blockages/overflows due to vandalism, increase safety, and reduce the potential for claims. This project is 10% complete and will continue next year.
- Installed ten trash capture devices in storm water catch basins in the Sycamore Drive area with grant funding through the Clean Water Program.
- Provided on-going regular inspections of the Markley Creek Mitigation Project and submit annual reporting to the Regional Water Quality Control Board and CA. Dept. of Fish & Game for FY11/12.
- Submitted final Annual Report of Project Assessment and Evaluation Plan for Markley Creek Remediation Project to the State Water Resources Control Board.

**CITY OF ANTIOCH  
2012-13 OPERATING BUDGET**

**GENERAL FUND – DEPARTMENTAL BUDGETS**

- Completed 1,000,000 feet of sewer main cleaning with a staff. This is two-thirds of the original goal of 1,500,000, due to current staffing level vacancies of 45%.
- With IS approval, installed hardware on the City's server to merge and store CCTV video and reports of sewer route inspections.
- Obtained a new Routine Maintenance Agreement between the California Department of Fish and Game and the City for City maintained storm channels.
- Used chemical H<sub>2</sub>S control to successfully reduce gas levels in Williamson Ranch Plaza's sewer mains, minimizing odor complaints and sewer corrosion problems.
- Developed the 2012-17 Five-Year Capital Improvement Program.
- Completed the Marina Boat Launch facility.
- Obtained supplemental grant funding from the Department of Boating and Waterways for the third boarding float and restroom facilities at the newly constructed Marina Boat Launch.
- Obtained Proposition 1E Storm water Flood Management Grant from California Department of Water Resources for the West Antioch Creek Channel Improvement Project.
- Obtained all necessary Environmental Permits for the Markley Creek Culvert Replacement Project.
- Completed Plans and Specifications for the Markley Creek Culvert Project.
- Completed the driving range lighting project at the Lone Tree Golf Course.
- Completed pavement rehabilitation of San Jose Drive.
- Completed water main installation on North Lake Drive, North Lake Circle and East Lake Drive.
- Completed Lone Tree Way intersection improvements.
- Completed CDBG Roadway improvements in the downtown area on 9<sup>th</sup> Street from H to L streets.
- Completed Hillcrest Avenue widening and utility undergrounding from Renwick to East 18<sup>th</sup> Streets.
- Completed pavement rehabilitation of Delta Fair Boulevard from Somersville Road to the City limits.
- Completed Putnam Street/Hillcrest Avenue/Contra Loma Boulevard pavement rehabilitation.
- Completed the final phase of the Downtown Trunk Sewer Improvements on 2<sup>nd</sup> Street.

**2012-2013 Objectives:**

- Process tentative map and development plan approvals for Roddy Ranch.
- Complete Nelson Ranch Park improvements and reimburse park developer (Standard Pacific Homes).
- Complete Buchanan Crossings Phase 1 construction on Buchanan Road at Somersville Rd.
- Complete AutoZone and Chase Drive-Thru construction at Delta Fair Blvd. and Somersville Rd.
- Complete Marsh Landing Generating Station sewer main construction on Wilbur Avenue.
- Check/approve construction improvements for Deer Valley Road at Lone Tree Way.
- By October 1, 2012 complete the following striping projects throughout the City: double yellow; edge lines; bike lanes; stacking lanes and all of the stencils in zones 1 - 7.
- Complete annual night-time street light and reflectivity survey prior to March 1, 2013.
- Conduct a night-time light survey for all city staffed facilities.
- Inspect all parks a minimum of once per quarter.
- Complete the weed pre-emergent program for landscaped medians and areas prior to December 15, 2012.

**CITY OF ANTIOCH  
2012-13 OPERATING BUDGET**

**GENERAL FUND – DEPARTMENTAL BUDGETS**

- Complete the roadside weed abatement program prior to March 15, 2013.
- Plan and begin to implement a method to maintain traffic sign retro-reflectivity at or above the minimum levels, prior to February 2013.
- Clean up, trim and spot spray for weeds in all 418 courts within the City prior to the end of fiscal year 2012/13 (funding dependent).
- Replace 12 irrigation controllers that are at or near the end of their useful life.
- Complete the Fire Break/Weed Abatement program for open spaces prior to July 1, 2013.
- Install an improved backup air conditioning system for the server room at City Hall.
- Install an improved backup air conditioning system for Police Dispatch.
- Institute a program for residents to access Work Requests on-line and report directly to Public Works.
- Institute a program to address non-compliant payers at the new Marina Boat-Launch facility.
- Continue to close out all completed Work Orders in the computerized maintenance management program within 30 days.
- Design and implement department/divisional GIS templates, allowing users to view data specific to their respective departmental needs.
- GPS/data collection to update files relating to Collections/Storm water utility systems.
- Digitize collected data from GPS system to GIS Collections/Storm water utility files.
- Update Collections/Storm water grid books: existing GIS data conversion and introduction of newly collected data.
- Develop and implement a hydrant flushing program to be staffed by Water Treatment and Water Distribution personnel.
- Re-instate the valve turning program.
- Clean up the Fulton Yard and develop standard operating procedures to maximize on-site functionality.
- Develop a cross-training program for Water Distribution Personnel to improve versatility within the division and aid employees in meeting certification needs by providing on-job-exposure to all aspects of water distribution.
- Update and provide ongoing forklift safety training.
- Update and continue required fire extinguisher inspections and maintenance.
- Develop a Pressure Regulating Valve Inspection and Maintenance program.
- Provide ongoing training as required for the recycled water project.
- Complete mandated testing of all backflow devices.
- Submit monitoring plan and schedule for the Unregulated Contaminants Monitoring Rule 3 to EPA for review and approval. Monitoring will begin in 2013.
- Conduct the 10<sup>th</sup> round of ongoing, triennial testing at preselected homes throughout the distribution system under the Lead and Copper Rule.
- Complete the renewal process for our Environmental Laboratory certification. This is required every two years.
- Install new pumps at Cambridge pump station in order to meet water demand in Zone IV West.
- Increase river pump capacity by rebuilding motor and pump, installing new motor controls and replacing exposed piping along the river pump pier.
- Complete Dallas Ranch upgrades to increase pumping capacity for Zone IV East.
- Install 750 Amp transformers at A Plant to comply with current electrical codes.
- Continue the permitting process to de-silt West Antioch Creek from BNSF railroad tracks to West 8<sup>th</sup> Street.
- Continue to monitor, clean, document and report dumping hot-spots in the storm channels and trash capture devices per the NPDES permit requirement.
- Identify readily accessible confined spaces in the sewer/storm system and install signage to denote as such.
- Perform on-going regular inspections of the Markley Creek Mitigation Project and submit monitoring year three reporting to the Regional Water Quality Control Board and California Department of Fish and Game.
- Use chemical H<sub>2</sub>S control to reduce on-going sewer main odor complaints in the Lake Alhambra area.

**CITY OF ANTIOCH  
2012-13 OPERATING BUDGET**

**GENERAL FUND – DEPARTMENTAL BUDGETS**

- Clean new development sewer mains that have not been mapped and include these area maps to sewer and storm maps within the GIS program.
- Trim vegetation and remove debris in East Antioch Creek and the walking trail near the Bella Rose Apartments to enhance the view and increase safety.
- Obtain from the State Water Resources Control Board, final closure for two monitoring well sites at the Maintenance Service Center and along the A Street extension.
- Resolve all claim issues with Bay Cities Paving and Grading pertaining to the Antioch Marina project.
- Evaluate the water treatment plant's solids handling and drainage capture facilities.
- Complete three traffic signal improvement projects (Delta Fair at Belle Drive, Delta Fair at School Street and Costco Way at Somersville Road).
- Install restroom facilities and an additional boarding float at the marina boat launch.
- Complete the renovation of the fishing pier pavilion.
- Construct synthetic turf soccer field at Antioch Community Park.
- Continue CDBG Downtown roadway pavement rehabilitation of West 9<sup>th</sup> Street.
- Complete final phase of AD 27/31 close-out projects (Deer Valley Road at Lone Tree Way).
- Begin construction of the Wilbur Avenue Bridge widening project.
- Coordinate the sewer main capacity improvements on L Street in conjunction with the State Highway 4 widening project.
- Replace sewer main off Hamlin Court under the Contra Costa Canal.
- Implement next phase of water main line infrastructure improvements.
- Develop project characteristic and obtain environmental permits for the West Antioch Creek Channel Improvements project from 10<sup>th</sup> Street to the San Joaquin River.
- Replace sewer main and rehabilitate roadway on Country Hills Drive between Hillcrest Avenue and Wolf Way.
- Replace the Markley Creek culvert crossing at Somersville Road.
- Rehabilitate James Donlon and Larkspur water storage reservoirs.
- Replace piping and valves and modify wet well of Canal Pump #4.
- Coordinate the undergrounding of utilities on Somersville Road and Contra Loma Blvd in conjunction with the State Highway 4 widening project.

**CITY OF ANTIOCH  
2012-13 OPERATING BUDGET**

**GENERAL FUND – DEPARTMENTAL BUDGETS**

**PUBLIC WORKS DEPARTMENT SUMMARY**

The following programs are included in this summary:

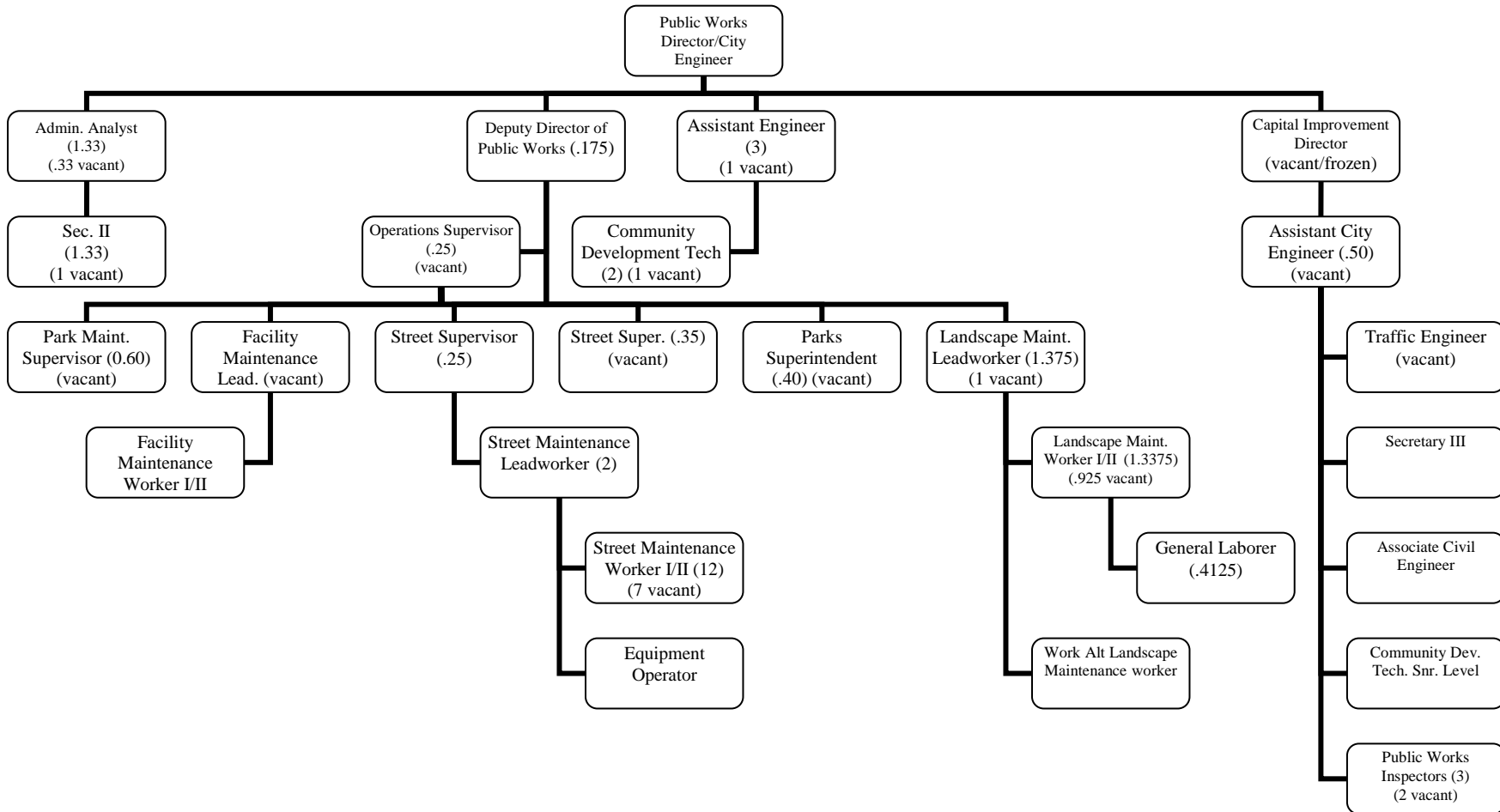
- Public Works Administration
- General Maintenance Supervision
- Street Maintenance
- Signal Maintenance & Street Lighting
- Striping & Signing
- Facilities Maintenance
- Park Maintenance
- Median & General Landscape
- Work Alternative Program
- Warehouse & Central Stores
- Engineering and Development Services (Effective in FY10)
- Capital Improvement (Effective in FY12)\*

\*The Capital Improvement budget summary table is presented separately since transition to Public Works occurred mid 2012

**CITY OF ANTIOCH  
2012-13 OPERATING BUDGET**

**GENERAL FUND – DEPARTMENTAL BUDGETS**

**PUBLIC WORKS – GENERAL FUND OPERATIONS**



# of Positions Authorized	# of Funded Positions	# of Filled Positions	# Vacant Positions	# Proposed New Positions
40.31*	21.785*	20.955*	19.355*	3

\*Positions reflect Public Works reorganization in FY13 for positions funded in General Fund only. Does not include Warehouse Storekeeper and Maint. Worker II (.14) because these positions report to the Water Distribution Superintendent. New positions not included as not funded in General Fund.

**CITY OF ANTIOCH  
2012-13 OPERATING BUDGET**

**GENERAL FUND – DEPARTMENTAL BUDGETS**

<b>PUBLIC WORKS SUMMARY</b>								
	<b>2008-09</b>	<b>2009-10</b>	<b>2010-11</b>	<b>2010-11</b>	<b>2011-12</b>	<b>%</b>	<b>2012-13</b>	<b>%</b>
	<b>Actual</b>	<b>Actual</b>	<b>Budget</b>	<b>Revised</b>	<b>Proposed</b>	<b>Change</b>	<b>Projected</b>	<b>Change</b>
<b>SOURCE OF FUNDS:</b>								
Special Services Public Works	131,699	100,449	31,900	97,125	35,400	-174%	1,000	-97%
Plan Checking Fees	0	157,975	120,000	130,125	140,000	7%	140,000	0%
Inspection Fees	0	31,663	20,000	45,000	35,000	-29%	35,000	0%
Encroachment/Transportation Permits	0	156,795	124,000	134,432	144,000	7%	144,000	0%
Other Service Charges	0	7	0	0	0	0%	0	0%
Rent	14,040	0	0	0	0	0%	0	0%
Other	75,644	94,737	66,200	46,600	64,700	28%	49,700	-23%
Transfers In	2,081,502	2,820,829	2,489,668	3,034,066	3,096,071	2%	3,059,904	-1%
<b>TOTAL SOURCE OF FUNDS</b>	<b>2,302,885</b>	<b>3,362,455</b>	<b>2,851,768</b>	<b>3,487,348</b>	<b>3,515,171</b>	<b>1%</b>	<b>3,429,604</b>	<b>-2%</b>
<b>USE OF FUNDS:</b>								
Personnel	2,380,220	2,064,955	1,849,389	1,866,572	1,937,800	4%	1,979,465	2%
Services & Supplies	2,623,282	2,156,848	2,654,768	2,677,264	2,764,921	3%	2,798,288	1%
Transfers Out	290,703	205,500	250,594	159,594	199,623	20%	204,912	3%
<b>TOTAL USE OF FUNDS</b>	<b>5,294,205</b>	<b>4,427,303</b>	<b>4,754,751</b>	<b>4,703,430</b>	<b>4,902,344</b>	<b>4%</b>	<b>4,982,665</b>	<b>2%</b>

<b>CAPITAL IMPROVEMENT SUMMARY (Moved under Public Works mid 2012)</b>								
	<b>2008-09</b>	<b>2009-10</b>	<b>2010-11</b>	<b>2010-11</b>	<b>2011-12</b>	<b>%</b>	<b>2012-13</b>	<b>%</b>
	<b>Actual</b>	<b>Actual</b>	<b>Budget</b>	<b>Revised</b>	<b>Proposed</b>	<b>Change</b>	<b>Projected</b>	<b>Change</b>
<b>USE OF FUNDS:</b>								
Personnel	665,306	179,729	217,080	177,282	192,155	8%	202,195	5%
Services & Supplies	103,911	31,064	44,640	35,330	32,022	-9%	32,362	1%
<b>TOTAL USE OF FUNDS</b>	<b>769,217</b>	<b>210,793</b>	<b>261,720</b>	<b>212,612</b>	<b>224,177</b>	<b>5%</b>	<b>234,557</b>	<b>5%</b>

**CITY OF ANTIOCH  
2012-13 OPERATING BUDGET**

**GENERAL FUND – DEPARTMENTAL BUDGETS**

<b>PUBLIC WORKS SUMMARY (Continued)</b>				
	<b>Authorized FTE's</b>	<b>Funded 2011-12</b>	<b>Funded 2012-13</b>	<b>Funded 2013-14</b>
<b>Authorized &amp; Funded FTE's:</b>				
Maintenance Administration	1.660	1.66	1.660	1.660
Maintenance Supervision	0.625	0.50	0.125	0.125
Street Maintenance	9.000	5.00	5.000	5.000
Striping & Signing	6.000	3.00	3.000	3.000
Facilities Maintenance	2.125	1.00	1.125	1.125
Parks Maintenance	1.220	0.30	0.400	0.400
Work Alternative Program	1.000	1.00	1.000	1.000
Parks Median/General Landscape	3.180	1.00	0.975	0.975
Engineering and Development Services	11.00	5.00	5.000	5.000
Warehouse & Central Stores	0.140	0.14	0.140	0.140
Capital Improvement Administration	2.500	2.00	1.500	1.500
Capital Improvement Services	2.000	2.00	2.000	2.000
<b>Total Public Works Authorized &amp; Funded FTE's</b>	<b>40.45</b>	<b>22.60</b>	<b>21.925</b>	<b>21.925</b>

<b>Requested New Positions for Public Works</b>		
<b>Position Title</b>	<b># of Positions</b>	<b>Explanation &amp; Funding Source</b>
Operations Supervisor	1	Position will replace the existing Street Supervisor position (which will then become frozen) which is currently funded. A new position title is needed to incorporate increased scope of supervisory duties to include not only streets but facilities, fleet, marina and parks. Funded by General Fund, Vehicle Maintenance Fund, Marina Fund, and SLLMD Administration Fund.
Equipment Mechanic Lead Worker	1	Position will replace one existing Equipment Mechanic position (which will then become frozen) and is essential to have dedicated fleet oversight to keep vehicle and equipment costs in line. Allows Operations Supervisor to divert more attention to expanded duties. Funded by Vehicle Maintenance Fund.
Marina Lead Worker	1	Position will replace existing Marina Maintenance Worker position (which will then be frozen, eliminated or reclassified) and is essential to providing leadership and accountability to Marina operations. Funded by Marina Fund.
<b>Total New Positions Requested</b>	<b>3</b>	

The proposed new positions support the Public Works Re-Organization currently in process to manage the significantly increased scope of services all positions have assumed due to reduced staffing levels from layoffs and attrition. The new positions have been included in the respective budgets they are funded by.



**CITY OF ANTIOCH  
2012-13 OPERATING BUDGET**

**GENERAL FUND – DEPARTMENTAL BUDGETS**

**PUBLIC WORKS - ADMINISTRATION (100-2140)**

Public Works Administration is responsible for providing leadership and direction on the day-to-day operations for all divisions within Public Works, comprised of: Water Treatment, Water Distribution, Meter Reading, Collection Systems, GIS, Streets, Signs and Striping, Fleet Services, Marina, Parks, Facilities, Storm Channel and Storm Drains, (NPDES), the Antioch Marina, the City's Warehouse & Central Stores operation, Engineering and Land Development Services including the Office of the City Engineer, Public Works Inspection, Street Light and Landscape Maintenance Districts, and Transportation and Traffic Engineering . Administration provides professional management and oversight to the various divisions' operations, training and clerical needs and addresses the public's concerns and service needs.

<b>PUBLIC WORKS ADMINISTRATION (100-2140)</b>								
	<b>2009-10 Actual</b>	<b>2010-11 Actual</b>	<b>2011-12 Budget</b>	<b>2011-12 Revised</b>	<b>2012-13 Proposed</b>	<b>% Change</b>	<b>2013-14 Projected</b>	<b>% Change</b>
<b>Use of Funds:</b>								
Personnel	238,303	245,783	252,420	249,065	253,099	2%	264,639	5%
Services & Supplies	66,358	45,212	53,756	53,756	55,556	3%	55,556	0%
<b>Total Use of Funds</b>	<b>304,661</b>	<b>290,995</b>	<b>306,176</b>	<b>302,821</b>	<b>308,655</b>	<b>2%</b>	<b>320,195</b>	<b>4%</b>
Authorized FTE's	1.66	1.66	1.66	1.66	1.66		1.66	

**CITY OF ANTIOCH  
2012-13 OPERATING BUDGET**

**GENERAL FUND – DEPARTMENTAL BUDGETS**

**PUBLIC WORKS - GENERAL MAINTENANCE SUPERVISION (100-2150)**

General Maintenance Supervision is responsible for administering Division budgets and directing day to day activities of functions assigned to the Street Division. These include street maintenance, sign and roadway markings and fleet services. This activity also provides a wide variety of reports to other departments, coordinates work with other divisions, prepares bid specifications and oversees contract work. The computerized Fleet Management and Pavement Management systems are both administered in this activity.

<b>PUBLIC WORKS GENERAL MAINTENANCE SUPERVISION (100-2150)</b>								
	<b>2009-10 Actual</b>	<b>2010-11 Actual</b>	<b>2011-12 Budget</b>	<b>2011-12 Revised</b>	<b>2012-13 Proposed</b>	<b>% Change</b>	<b>2013-14 Projected</b>	<b>% Change</b>
<b>Use of Funds:</b>								
Personnel	61,356	61,731	66,380	66,928	20,960	-69%	21,640	3%
Services & Supplies	17,157	17,579	15,639	10,266	25,250	146%	25,798	2%
<b>Total Use of Funds</b>	<b>78,513</b>	<b>79,310</b>	<b>82,019</b>	<b>77,194</b>	<b>46,210</b>	<b>-40%</b>	<b>47,438</b>	<b>3%</b>
Authorized FTE's	0.50	0.75	0.75	0.75	0.375		0.375	

**CITY OF ANTIOCH  
2012-13 OPERATING BUDGET**

**GENERAL FUND – DEPARTMENTAL BUDGETS**

**PUBLIC WORKS - STREET MAINTENANCE (100-2160)**

The Street Maintenance function is responsible for general maintenance and repair of approximately 590 lane miles of roadway in the City of Antioch and perform maintenance of right-of-ways and parking lots. Crews respond to hazardous conditions and emergencies such as vehicle accidents and flooding, repair potholes, perform overlay work; remove illegally dumped trash and debris; eradicate weeds along City maintained roadways; respond to after hour calls for service; remove graffiti, repair road end barricades; make preparations for, and monitor, contract work. Roadway surface treatment programs are funded through this activity and performed through contract.

<b>PUBLIC WORKS STREET MAINTENANCE (100-2160)</b>								
	<b>2009-10 Actual</b>	<b>2010-11 Actual</b>	<b>2011-12 Budget</b>	<b>2011-12 Revised</b>	<b>2012-13 Proposed</b>	<b>% Change</b>	<b>2013-14 Projected</b>	<b>% Change</b>
<b>Source of Funds:</b>								
Charges for Services	88,803	116,244	34,400	50,000	14,400	-71%	14,400	0%
Transfer in from Gas Tax	510,000	760,000	1,010,000	1,010,000	1,010,000	0%	1,010,000	0%
Transfer In from Street Impact	1,300,000	1,200,000	1,100,000	1,100,000	1,140,000	4%	1,100,000	-4%
<b>Total Source of Funds</b>	<b>1,898,803</b>	<b>2,076,244</b>	<b>2,144,400</b>	<b>2,160,000</b>	<b>2,164,400</b>	<b>0%</b>	<b>2,124,400</b>	<b>-2%</b>
<b>Use of Funds:</b>								
Personnel	445,307	433,774	446,695	443,840	457,625	3%	479,890	5%
Services & Supplies	415,006	618,818	753,561	459,562	1,001,369	118%	780,052	-22%
<b>Total Use of Funds</b>	<b>860,313</b>	<b>1,052,592</b>	<b>1,200,256</b>	<b>903,402</b>	<b>1,458,994</b>	<b>61%</b>	<b>1,259,942</b>	<b>-14%</b>
Authorized FTE's	9.00	9.00	9.00	9.00	9.00		9.00	

**CITY OF ANTIOCH  
2012-13 OPERATING BUDGET**

**GENERAL FUND – DEPARTMENTAL BUDGETS**

**PUBLIC WORKS - SIGNAL MAINTENANCE (100-2170)**

Signal Maintenance and Street Lighting provides for the operation and maintenance of all traffic signals, signal controllers, street lights and traffic loops.

<b>PUBLIC WORKS SIGNAL/STREET LIGHTS (100-2170)</b>								
	<b>2009-10 Actual</b>	<b>2010-11 Actual</b>	<b>2011-12 Budget</b>	<b>2011-12 Revised</b>	<b>2012-13 Proposed</b>	<b>% Change</b>	<b>2013-14 Projected</b>	<b>% Change</b>
<b>Source of Funds:</b>								
Charges for Services	8,144	0	0	0	0	0%	0	0%
Other	29,296	23,363	11,000	37,006	18,000	-51%	18,000	0%
Transfers In	140,000	110,562	140,000	45,000	60,000	33%	80,000	33%
<b>Total Source of Funds</b>	<b>177,440</b>	<b>133,925</b>	<b>151,000</b>	<b>82,006</b>	<b>78,000</b>	<b>-5%</b>	<b>98,000</b>	<b>26%</b>
<b>Use of Funds:</b>								
Personnel	0	0	0	730	6,390	775%	6,405	0%
Services & Supplies	379,125	453,029	433,265	438,265	511,200	17%	521,200	2%
<b>Total Use of Funds</b>	<b>379,125</b>	<b>453,029</b>	<b>433,265</b>	<b>438,995</b>	<b>517,590</b>	<b>18%</b>	<b>527,605</b>	<b>2%</b>
Authorized FTE's	0.00	0.00	0.00	0.00	0.00		0.00	

**CITY OF ANTIOCH  
2012-13 OPERATING BUDGET**

**GENERAL FUND – DEPARTMENTAL BUDGETS**

**PUBLIC WORKS - STRIPING & SIGNING (100-2180)**

The Signing & Striping activity is responsible for installation of new, and maintenance of existing roadway signs and markings such as red curb, thermoplastic legends, street end barricades; removal of graffiti, repair of vandalism; responding to emergency calls for service, such as flooding and traffic accidents; responding to requests for traffic control from public utilities for temporary traffic control devices; preparing for and monitoring contract work, and preparing for events such as planned road closures and City-sponsored events.

<b>PUBLIC WORKS STRIPING/SIGNING (100-2180)</b>								
	<b>2009-10 Actual</b>	<b>2010-11 Actual</b>	<b>2011-12 Budget</b>	<b>2011-12 Revised</b>	<b>2012-13 Proposed</b>	<b>% Change</b>	<b>2013-14 Projected</b>	<b>% Change</b>
<b>Source of Funds:</b>								
Charges for Services	3,502	14,490	1,000	2,715	1,000	-63%	1,000	0%
<b>Total Source of Funds</b>	<b>3,502</b>	<b>14,490</b>	<b>1,000</b>	<b>2,715</b>	<b>1,000</b>	<b>-63%</b>	<b>1,000</b>	<b>0%</b>
<b>Use of Funds:</b>								
Personnel	264,045	266,036	271,765	282,970	285,930	1%	301,595	5%
Services & Supplies	106,987	145,325	153,372	131,512	167,921	28%	168,954	1%
<b>Total Use of Funds</b>	<b>371,032</b>	<b>411,361</b>	<b>425,137</b>	<b>414,482</b>	<b>453,851</b>	<b>9%</b>	<b>470,549</b>	<b>4%</b>
Authorized FTE's	6.00	6.00	6.00	6.00	6.00		6.00	

**CITY OF ANTIOCH  
2012-13 OPERATING BUDGET**

**GENERAL FUND – DEPARTMENTAL BUDGETS**

**PUBLIC WORKS - FACILITIES MAINTENANCE (100-2190)**

Facilities Maintenance is responsible for approximately 318,600 square feet of City-owned and leased buildings and facilities. Services include preventive maintenance such as painting and minor HVAC maintenance, fire and alarm systems monitoring and maintenance, repair of fixed assets and furniture, electrical and plumbing repairs, roof repairs, window and door repairs. This activity also opens and closes facilities in preparation for work day, moves furniture, develops contract work specifications, provides supervision for the citywide custodial services contract, administers 10 maintenance service contracts, monitors facilities for energy usage, performs minor repairs on facility life safety systems, sets up meeting areas for other departments and provides assistance for special events.

<b>PUBLIC WORKS FACILITIES MAINTENANCE (100-2190)</b>								
	<b>2009-10 Actual</b>	<b>2010-11 Actual</b>	<b>2011-12 Budget</b>	<b>2011-12 Revised</b>	<b>2012-13 Proposed</b>	<b>% Change</b>	<b>2013-14 Projected</b>	<b>% Change</b>
<b>Source of Funds:</b>								
Other	0	281	0	0	0	0%	0	0%
Transfers In	0	19,108	0	0	0	0%	0	0%
<b>Total Source of Funds</b>	<b>0</b>	<b>19,389</b>	<b>0</b>	<b>0</b>	<b>0</b>	<b>0%</b>	<b>0</b>	<b>0%</b>
<b>Use of Funds:</b>								
Personnel	184,916	136,087	181,425	94,100	111,050	18%	121,558	9%
Services & Supplies	266,268	291,678	314,272	312,122	340,572	9%	345,304	1%
Transfers Out	5,000	11,111	16,698	16,698	16,911	1%	17,094	1%
<b>Total Use of Funds</b>	<b>456,184</b>	<b>438,876</b>	<b>512,395</b>	<b>422,920</b>	<b>468,533</b>	<b>11%</b>	<b>483,956</b>	<b>3%</b>
Authorized FTE's	2.00	2.20	2.00	2.00	2.125		2.125	

**CITY OF ANTIOCH  
2012-13 OPERATING BUDGET**

**GENERAL FUND – DEPARTMENTAL BUDGETS**

**PUBLIC WORKS - PARK MAINTENANCE (100-2195)**

Park Maintenance provides safe, aesthetically pleasing and enjoyable parks that meet the needs of the City's diverse community for passive/active play for leisure, recreation and sports activities; facilitates community events in the parks as needed. Park Maintenance also provides playgrounds that promote safe play for children; and maintains sports fields to accommodate 87 adult teams, 5 youth leagues, and approximately 2,200 soccer players at 31 locations. Since 1998, the City of Antioch's park maintenance costs continues to be the lowest per acre in the Bay Area. Park Maintenance also administers the Memorial Tree Program and Children's Memorial Tree Grove.

<b>PUBLIC WORKS PARKS MAINTENANCE (100-2195)</b>								
	<b>2009-10 Actual</b>	<b>2010-11 Actual</b>	<b>2011-12 Budget</b>	<b>2011-12 Revised</b>	<b>2012-13 Proposed</b>	<b>% Change</b>	<b>2013-14 Projected</b>	<b>% Change</b>
<b>Source of Funds:</b>								
Other	4,431	35,265	38,500	51,335	38,500	-25%	38,500	0%
Transfer in from Solid Waste	94,000	0	0	0	0	0%	0	0%
Transfer In from SLLMDs	258,447	348,621	287,362	331,196	316,540	-4%	257,504	-19%
<b>Total Source of Funds</b>	<b>356,878</b>	<b>383,886</b>	<b>325,862</b>	<b>382,531</b>	<b>355,040</b>	<b>-7%</b>	<b>296,004</b>	<b>-17%</b>
<b>Use of Funds:</b>								
Personnel	16,105	16,010	30,315	35,055	53,425	52%	56,195	5%
Services & Supplies	630,163	653,002	701,462	697,783	709,145	2%	711,245	0%
Transfer out to Honeywell	0	3,943	5,925	5,925	6,001	1%	6,066	1%
Transfer Out to SLLMDs	200,500	123,000	177,000	177,000	184,000	4%	184,000	0%
<b>Total Use of Funds</b>	<b>846,768</b>	<b>795,955</b>	<b>914,702</b>	<b>915,763</b>	<b>952,571</b>	<b>4%</b>	<b>957,506</b>	<b>1%</b>
Authorized FTE's	1.27	0.97	1.12	1.12	1.22		1.22	

**CITY OF ANTIOCH  
2012-13 OPERATING BUDGET**

**GENERAL FUND – DEPARTMENTAL BUDGETS**

**PUBLIC WORKS - MEDIAN AND GENERAL LANDSCAPE (100-2196)**

Median Maintenance provides a wide range of programs to maintain the Police Facility, Maintenance Service Center, and major median landscaping. Major medians include Hillcrest Avenue, Deer Valley Road, Delta Fair Boulevard, Somersville Road, Buchanan Road, James Donlon Boulevard, Lone Tree Way, West 4<sup>th</sup> Street, Wilbur Avenue, East 18<sup>th</sup> Street, West 10<sup>th</sup> Street, Davison Drive, Dallas Ranch Road, A Street and Contra Loma Boulevard. Median Maintenance provides aesthetically pleasing landscape to achieve mandated requirements for public safety in a cost effective and efficient manner of 21 miles, 42 acres of landscape medians, 85 acres of streetscapes along major arterials and right-of-ways.

<b>PUBLIC WORKS PARK MEDIAN/GENERAL LANDSCAPE MAINTENANCE (100-2196)</b>								
	<b>2009-10</b>	<b>2010-11</b>	<b>2011-12</b>	<b>2011-12</b>	<b>2012-13</b>	<b>%</b>	<b>2013-14</b>	<b>%</b>
	<b>Actual</b>	<b>Actual</b>	<b>Budget</b>	<b>Revised</b>	<b>Proposed</b>	<b>Change</b>	<b>Projected</b>	<b>Change</b>
<b>Source of Funds:</b>								
Other	10,116	9,896	200	2,643	200	-92%	200	0%
Transfer In SLLMDs	276,190	247,032	238,316	235,236	233,222	-1%	233,222	0%
<b>Total Source of Funds</b>	<b>286,306</b>	<b>256,928</b>	<b>238,516</b>	<b>237,879</b>	<b>233,422</b>	<b>-2%</b>	<b>233,422</b>	<b>0%</b>
<b>Use of Funds:</b>								
Personnel	106,022	108,363	119,465	108,543	110,765	2%	115,405	4%
Services & Supplies	142,843	196,571	217,756	179,536	224,708	25%	225,163	0%
<b>Total Use of Funds</b>	<b>248,865</b>	<b>304,934</b>	<b>337,221</b>	<b>288,079</b>	<b>335,473</b>	<b>16%</b>	<b>340,568</b>	<b>2%</b>
Authorized FTE's	1.85	1.90	3.205	3.205	3.180		3.180	



**CITY OF ANTIOCH  
2012-13 OPERATING BUDGET**

**GENERAL FUND – DEPARTMENTAL BUDGETS**

**PUBLIC WORKS – WORK ALTERNATIVE PROGRAM (100-2198)**

The Work Alternative Program (WAP) operates in conjunction with the Contra Costa County Sheriff's office, providing unskilled labor to perform routine maintenance tasks such as litter pick-up, graffiti removal, weed abatement and debris removal from street right of ways and storm channels. This is a cost effective means of enhancing work performed in the landscape maintenance districts and channels. The City utilizes one Landscape Maintenance Worker and a temporary employee in this program to work with the WAP participants.

<b>PUBLIC WORKS WORK ALTERNATIVE PROGRAM (100-2198)</b>								
	<b>2009-10 Actual</b>	<b>2010-11 Actual</b>	<b>2011-12 Budget</b>	<b>2011-12 Revised</b>	<b>2012-13 Proposed</b>	<b>% Change</b>	<b>2013-14 Projected</b>	<b>% Change</b>
<b>Source of Funds:</b>								
Transfer in from NPDES	69,316	50,681	64,833	64,833	65,902	2%	68,615	4%
Transfer in from SLLMD Administration	16,636	12,163	15,560	15,560	15,817	2%	16,468	4%
<b>Total Source of Funds</b>	<b>85,952</b>	<b>62,844</b>	<b>80,393</b>	<b>80,393</b>	<b>81,719</b>	<b>2%</b>	<b>85,083</b>	<b>4%</b>
<b>Use of Funds:</b>								
Personnel	96,412	93,170	105,100	108,480	109,230	1%	114,335	5%
Services & Supplies	11,492	8,191	22,875	14,550	22,575	55%	22,575	0%
<b>Total Use of Funds</b>	<b>107,904</b>	<b>101,361</b>	<b>127,975</b>	<b>123,030</b>	<b>131,805</b>	<b>7%</b>	<b>136,910</b>	<b>4%</b>
Authorized FTE's	1.00	1.00	1.00	1.00	1.00		1.00	

**CITY OF ANTIOCH  
2012-13 OPERATING BUDGET**

**GENERAL FUND – DEPARTMENTAL BUDGETS**

**PUBLIC WORKS - WAREHOUSE & CENTRAL STORES (100-2620)**

The Warehouse & Central Stores operation is responsible for the procurement, storage and distribution of stock and non-stock items used by the City's various departments and is the receiving and distribution point for all supplies purchased. This operation also provides a variety of other services to departments, such as fire extinguisher service and lock and key repair services. The budget included in the General Fund represents the portion of the operation which services General Fund activities and/or departments. The majority of operations for the Warehouse are accounted for in the Enterprise Funds and a separate budget is maintained in those funds.

<b>PUBLIC WORKS WAREHOUSE &amp; CENTRAL STORES (100-2620)</b>								
	<b>2009-10 Actual</b>	<b>2010-11 Actual</b>	<b>2011-12 Budget</b>	<b>2011-12 Revised</b>	<b>2012-13 Proposed</b>	<b>% Change</b>	<b>2013-14 Projected</b>	<b>% Change</b>
<b>Use of Funds:</b>								
Personnel	23,290	11,697	11,965	12,055	12,145	1%	12,908	6%
<b>Total Use of Funds</b>	<b>23,290</b>	<b>11,697</b>	<b>11,965</b>	<b>12,055</b>	<b>12,145</b>	<b>1%</b>	<b>12,908</b>	<b>6%</b>
Authorized FTE's	0.28	0.28	0.14	0.14	0.14		0.14	

**CITY OF ANTIOCH  
2012-13 OPERATING BUDGET**

**GENERAL FUND – DEPARTMENTAL BUDGETS**

**PUBLIC WORKS - ENGINEERING AND DEVELOPMENT SERVICES DIVISION (100-5150)**

This division is responsible for review and approval of final and parcel maps and public improvements for new residential, commercial and industrial development as well as the inspection of those improvements. Information is also provided to the public for flood plains in Antioch and the division has primary responsibility for the management of the National Pollutant Discharge Elimination System (NPDES) permit. The Landscaping and Lighting District Engineer's Report preparation and Traffic/Transportation are also managed by Engineering Land Development Services.

<b>PUBLIC WORKS ENGINEERING AND DEVELOPMENT (100-5150)</b>								
	<b>2009-10 Actual</b>	<b>2010-11 Actual</b>	<b>2011-12 Budget</b>	<b>2011-12 Revised</b>	<b>2012-13 Proposed</b>	<b>% Change</b>	<b>2013-14 Projected</b>	<b>% Change</b>
<b>Source of Funds:</b>								
Permits	156,795	145,011	144,000	151,500	144,000	-5%	144,000	0%
Charges for Services	189,645	202,550	175,000	185,000	175,000	-5%	175,000	0%
Other	50,894	11,078	15,000	2,500	0	-100%	0	0%
Transfers In	156,240	190,848	240,000	200,000	200,000	0%	200,000	0%
<b>Total Source of Funds</b>	<b>553,574</b>	<b>549,487</b>	<b>574,000</b>	<b>539,000</b>	<b>519,000</b>	<b>-4%</b>	<b>519,000</b>	<b>0%</b>
<b>Use of Funds:</b>								
Personnel	629,199	461,753	452,270	482,854	509,565	6%	529,865	4%
Services & Supplies	121,449	65,942	98,963	77,415	93,971	21%	94,391	0%
<b>Total Use of Funds</b>	<b>750,648</b>	<b>527,695</b>	<b>551,233</b>	<b>560,269</b>	<b>603,536</b>	<b>8%</b>	<b>624,256</b>	<b>3%</b>
Authorized FTE's	12.00	12.00	12.00	12.00	11.00		11.00	

**CITY OF ANTIOCH  
2012-13 OPERATING BUDGET**

**GENERAL FUND – DEPARTMENTAL BUDGETS**

**CAPITAL IMPROVEMENT ADMINISTRATION (100-5170)**

This Division provides oversight of the design, construction, and inspection of the City's Capital Improvement Program; oversees the development of the City's Five-Year Capital Improvement Program and the yearly Capital Improvement Budget; and protects the City's pre-1914 water rights.

<b>CAPITAL IMPROVEMENT ADMINISTRATION (100-5170)</b>								
	<b>2009-10 Actual</b>	<b>2010-11 Actual</b>	<b>2011-12 Budget</b>	<b>2011-12 Revised</b>	<b>2012-13 Proposed</b>	<b>% Change</b>	<b>2013-14 Projected</b>	<b>% Change</b>
<b>Use of Funds:</b>								
Personnel	111,380	92,040	112,565	136,404	104,805	-23%	129,985	24%
Services & Supplies	4,348	4,388	5,305	4,835	5,240	0%	5,240	0%
<b>Total Use of Funds</b>	<b>115,728</b>	<b>96,428</b>	<b>117,870</b>	<b>141,239</b>	<b>110,045</b>	<b>-22%</b>	<b>135,225</b>	<b>23%</b>
Authorized FTE's	2.00	2.00	2.00	2.00	2.50		2.50	

**CITY OF ANTIOCH  
2012-13 OPERATING BUDGET**

**GENERAL FUND – DEPARTMENTAL BUDGETS**

**CAPITAL IMPROVEMENT SERVICES DIVISION (100-5180)**

Engineering Services provides the design, inspection, and construction management for the City's Capital Improvement contracts; develops the City's Five-Year Capital Improvement Program and annual Capital Improvement Budget; prepares applications for Federal, State, and Local roadway and other public improvement grants.

<b>CAPITAL IMPROVEMENT SERVICES (100-5180)</b>								
	<b>2009-10 Actual</b>	<b>2010-11 Actual</b>	<b>2011-12 Budget</b>	<b>2011-12 Revised</b>	<b>2012-13 Proposed</b>	<b>% Change</b>	<b>2013-14 Projected</b>	<b>% Change</b>
<b>Use of Funds:</b>								
Personnel	68,349	55,386	79,590	78,730	85,375	8%	92,340	8%
Services & Supplies	26,716	30,309	26,717	26,417	27,702	0%	27,702	0%
<b>Total Use of Funds</b>	<b>95,065</b>	<b>85,695</b>	<b>106,307</b>	<b>105,147</b>	<b>113,077</b>	<b>8%</b>	<b>120,042</b>	<b>6%</b>
Authorized FTE's	3.00	2.00	2.00	2.00	2.00		2.00	

**CITY OF ANTIOCH  
2012-13 OPERATING BUDGET**

**GENERAL FUND – DEPARTMENTAL BUDGETS**

**POLICE DEPARTMENT**

The Antioch Police Department is charged with the enforcement of local, state and federal laws and with providing for around-the-clock protection of the lives and property of the public. The Police Department functions as an instrument of public service and as a tool for the distribution of information, guidance and direction.

**Our Mission**

The Mission of the Antioch Police Department, in partnership with our community, is to promote the quality of life in Antioch by proactively reducing crime with integrity and commitment to excellence.

**Strategic Plan**

A Strategic Planning is the foundation for the future of any organization. In developing the Strategic Plan for the Antioch Police Department we sought input from the community at large and the rank and file employees of the Antioch Police Department. The resulting information was collated and provides the basis for the six goal statements for the department. Our Strategic Plan not only serves as the foundation for how we will provide police services in the future but also serves as the department's vehicle for accomplishing needed change. The way in which we deliver services is founded in our belief in Community Policing. The critical aspects of community oriented policing are problem solving, a focus on service delivery at the neighborhood level, and community partnerships.

Our strategic direction for the next three years focuses on six key elements:

1. Leadership and Relationships
2. Communication (Internal and External)
3. Staffing
4. Reducing Crime
5. Juvenile Issues
6. Public Education

**CITY OF ANTIOCH  
2012-13 OPERATING BUDGET**

**GENERAL FUND – DEPARTMENTAL BUDGETS**

The following programs and bureaus are in the Police Department:

- Police Administration
- Reserves
- Prisoner Custody Police Administration
- Reserves
- Community Policing Bureau
- Traffic
- Investigation
- Special Operations Unit (previously Narcotics Bureau)
- Communications
- Office of Emergency Management
- SRO Program (Program eliminated in FY11)
- Volunteer Program/Chaplaincy
- Facilities Maintenance
- Volunteer Program/Chaplaincy
- Facilities Maintenance
- Animal Control Support

**CITY OF ANTIOCH  
2012-13 OPERATING BUDGET**

**GENERAL FUND – DEPARTMENTAL BUDGETS**

**POLICE DEPARTMENT**

Police Chief

Chief's Secretary

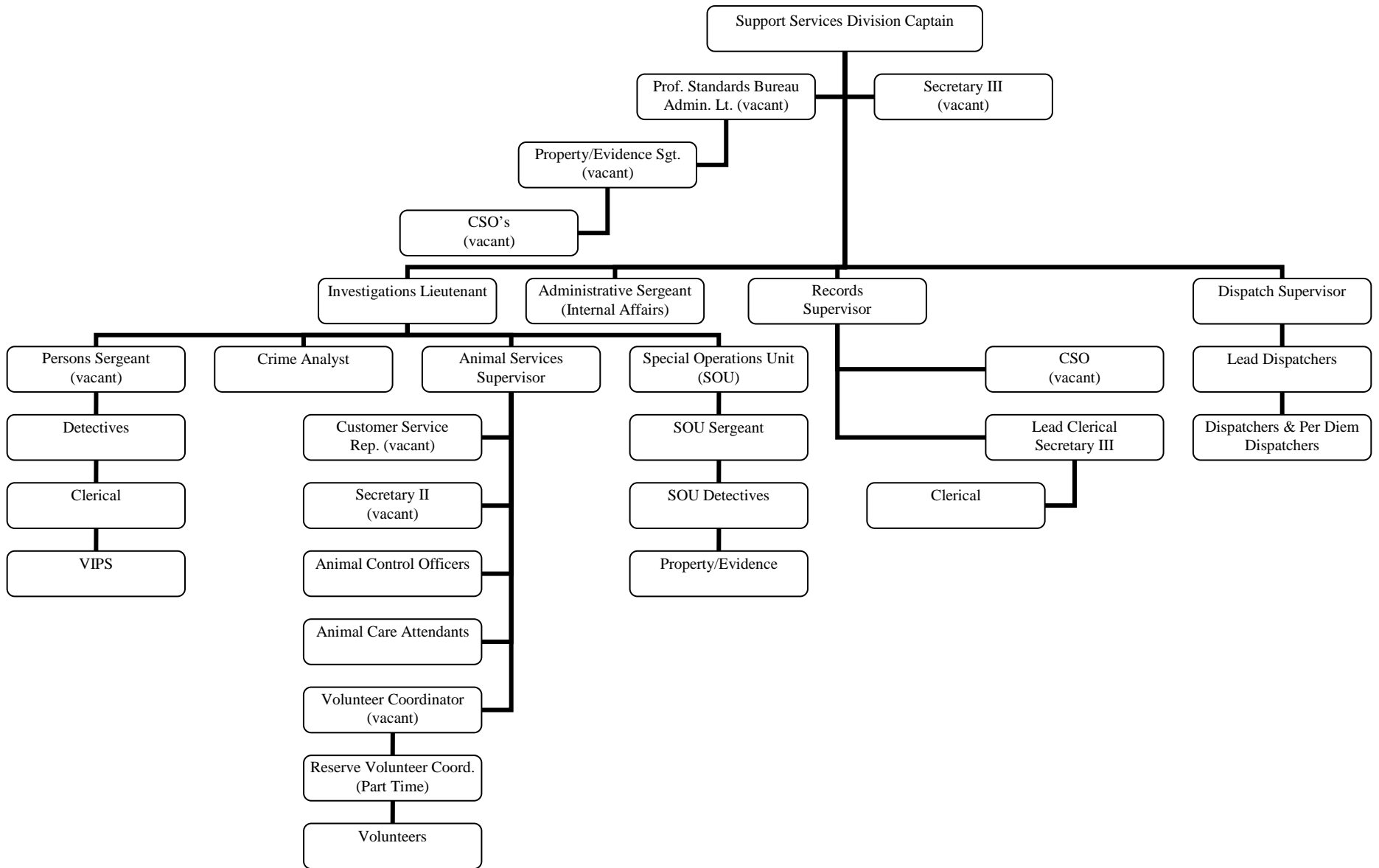
Support Services Division Captain

Field Services Division Captain



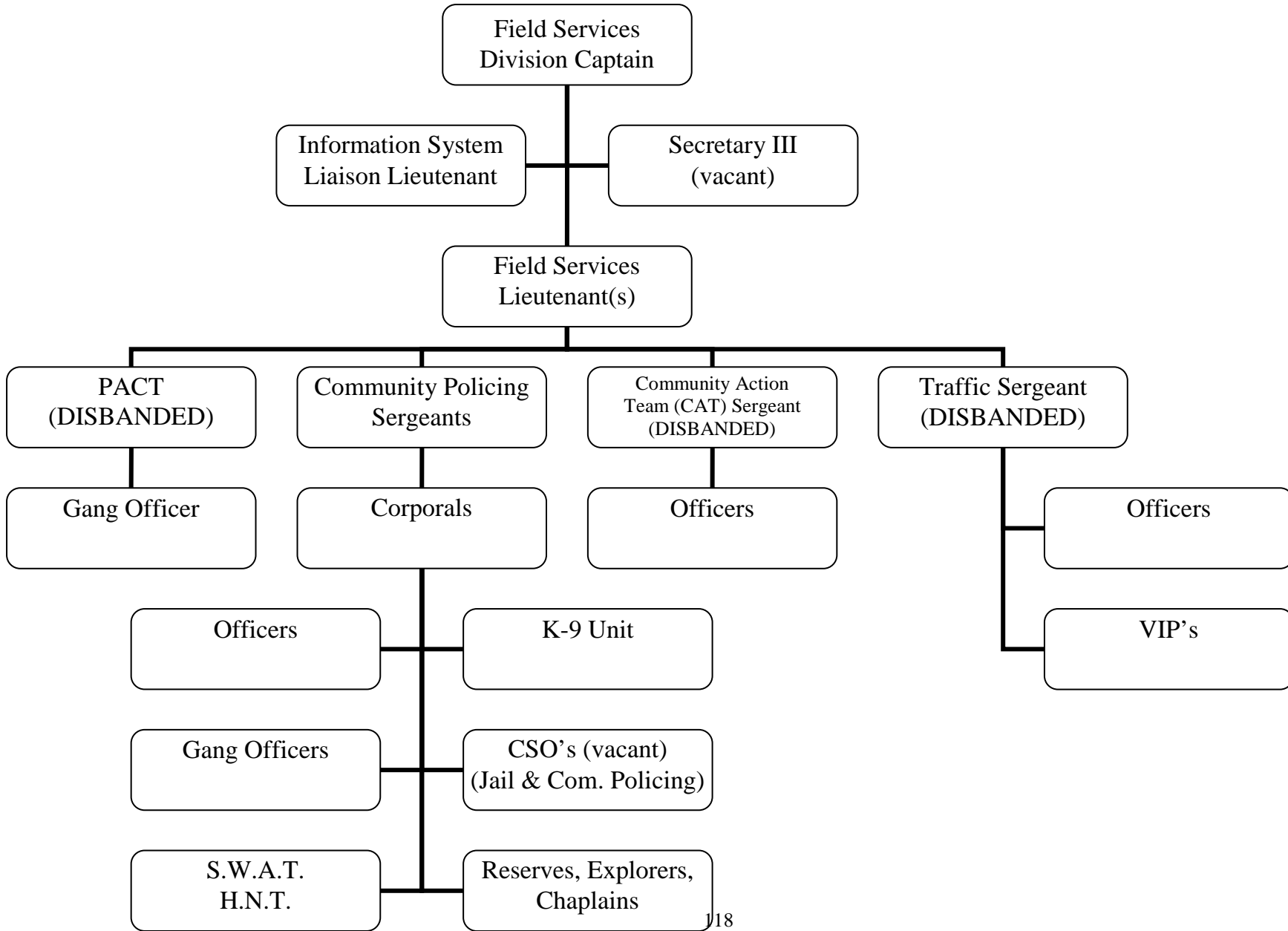
**CITY OF ANTIOCH  
2012-13 OPERATING BUDGET**

**GENERAL FUND – DEPARTMENTAL BUDGETS**



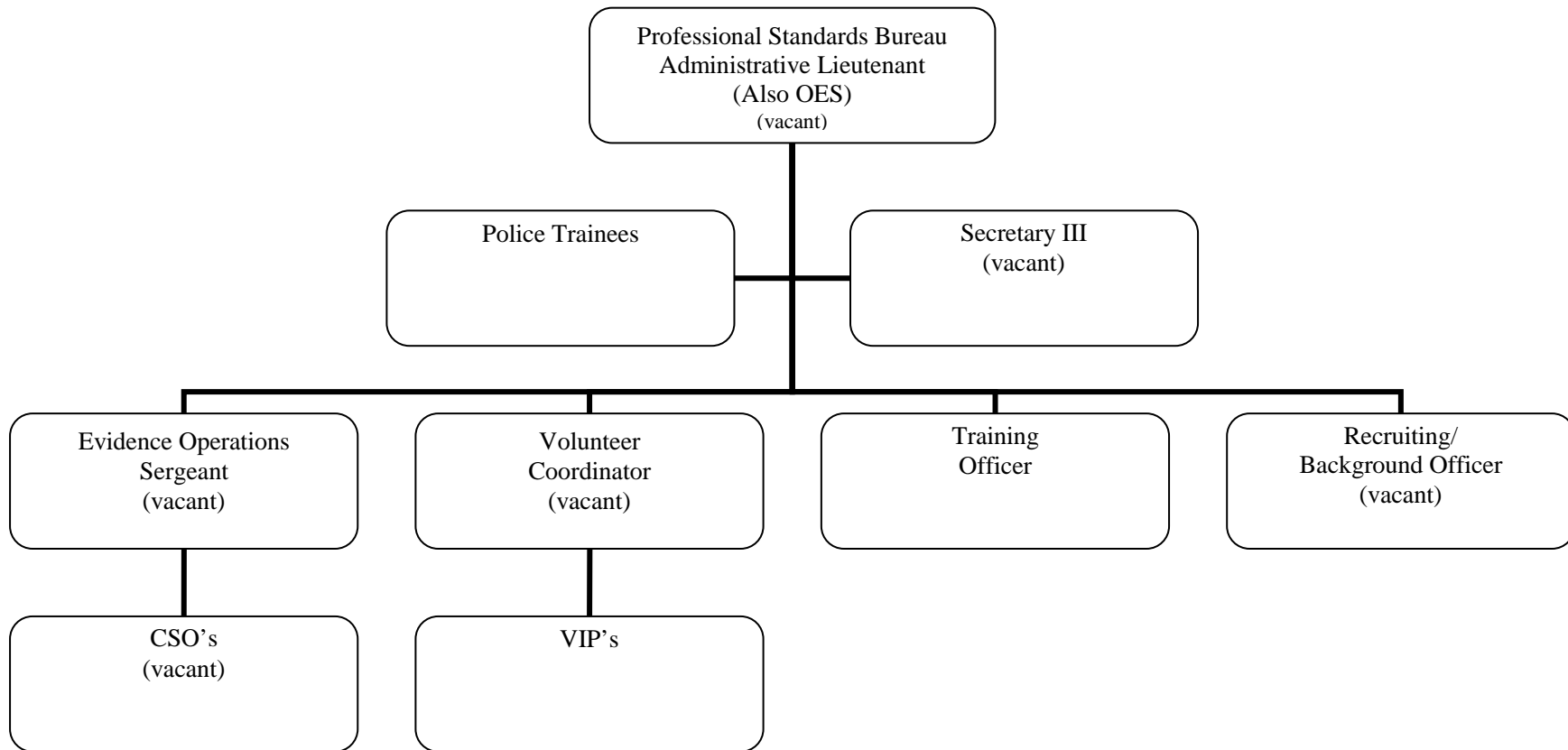
**CITY OF ANTIOCH  
2012-13 OPERATING BUDGET**

**GENERAL FUND – DEPARTMENTAL BUDGETS**



CITY OF ANTIOCH  
2012-13 OPERATING BUDGET

GENERAL FUND – DEPARTMENTAL BUDGETS



**CITY OF ANTIOCH  
2012-13 OPERATING BUDGET**

**GENERAL FUND – DEPARTMENTAL BUDGETS**

The next pages of this section provide a department summary of revenues and expenditures with tables for sources and uses of funds. A summary of each program or bureau follows with a table showing the sources and uses of funds for each. The number of authorized full-time employees for each functional area is also provided on each page.

<b>POLICE DEPARTMENT SUMMARY</b>								
	<b>2009-10 Actual</b>	<b>2010-11 Actual</b>	<b>2011-12 Budget</b>	<b>2011-12 Revised</b>	<b>2012-13 Proposed</b>	<b>% Change</b>	<b>2013-14 Projected</b>	<b>% Change</b>
<b>SOURCE OF FUNDS:</b>								
P.O.S.T. Funds	14,862	20,623	15,000	8,000	12,000	50%	12,000	0%
Federal Grant	985,144	693,777	730,580	738,123	0	-100%	0	0%
Other Service Charges	12,362	13,710	16,040	15,165	15,040	-1%	15,040	0%
Police Services General	89,356	43,082	120,000	43,000	43,000	0%	43,000	0%
False Alarm Permit Fees	36,393	32,049	20,000	31,000	25,000	-19%	25,000	0%
False Alarm Response	23,608	24,360	25,000	25,000	24,000	-4%	24,000	0%
Other	12,390	13,844	10,000	12,748	2,000	-84%	2,000	0%
Donations	0	6,936	2,000	90,000	0	-100%	0	0%
Booking Fee Reimbursements	6,377	5,221	5,000	4,000	5,000	25%	5,000	0%
Sales Tax Public Safety	430,153	469,063	450,000	450,000	450,000	0%	450,000	0%
Non-Traffic Fines	46,921	26,518	30,000	26,000	35,000	35%	40,000	14%
Vehicle Code Fines	117,882	75,652	100,000	53,000	65,000	23%	75,000	15%
Abatement Fees	400	0	0	0	0	0%	0	0%
Police Services 911-Brentwood	646,399	733,515	683,035	683,035	703,087	3%	724,180	3%
Police Services School District	207,207	0	0	0	0	0%	0	0%
Transfers in	438,805	663,133	626,000	646,658	727,316	12%	704,658	-3%
<b>TOTAL SOURCE OF FUNDS</b>	<b>3,068,259</b>	<b>2,821,483</b>	<b>2,832,655</b>	<b>2,825,729</b>	<b>2,106,443</b>	<b>-25%</b>	<b>2,119,878</b>	<b>1%</b>
<b>USE OF FUNDS:</b>								
Personnel	23,139,659	21,037,077	20,672,180	20,496,781	22,199,147	8%	23,982,984	8%
Services & Supplies	3,069,256	2,958,667	3,085,868	2,790,972	3,067,030	10%	3,150,708	3%
Transfers Out	506,979	420,280	454,492	508,691	548,132	8%	587,014	7%
<b>TOTAL USE OF FUNDS</b>	<b>26,715,894</b>	<b>24,416,024</b>	<b>24,212,540</b>	<b>23,796,444</b>	<b>25,814,309</b>	<b>8%</b>	<b>27,720,706</b>	<b>7%</b>

**CITY OF ANTIOCH  
2012-13 OPERATING BUDGET**

**GENERAL FUND – DEPARTMENTAL BUDGETS**

<b>POLICE DEPARTMENT SUMMARY (Continued)</b>				
	<b>Authorized FTE's</b>	<b>Funded 2011-12</b>	<b>Funded 2012-13</b>	<b>Funded 2013-14</b>
<b>Authorized &amp; Funded FTE'S</b>				
Administration	21.80	10.85	10.85	10.85
Prisoner Custody	7.00	3.00	3.00	3.00
Community Policing	101.30	69.80	69.80	69.80
Traffic Division	4.00	4.00	4.00	4.00
Investigation	14.65	11.65	11.65	11.65
Special Operations Unit	6.25	5.25	5.25	5.25
Communications	17.65	15.65	15.65	15.65
Office of Emergency Services	0.25	0.00	0.00	0.00
Community Volunteers	0.70	0.20	0.20	0.20
<b>Total Police General Fund Authorized &amp; Funded FTE's</b>	<b>173.60</b>	<b>120.40</b>	<b>120.40</b>	<b>120.40</b>

**CITY OF ANTIOCH  
2012-13 OPERATING BUDGET**

**GENERAL FUND – DEPARTMENTAL BUDGETS**

**POLICE ADMINISTRATION (100-3110)**

Police Administration is responsible for the administrative and management functions of the department. Effective organizational planning, community relations, training, emergency preparedness, crime prevention, computer services, recruitment, internal affairs, investigation, public education, police commission, evidence, crime analysis and department budget are included in this activity, as well as the Chief of Police

**2011-2012 Accomplishments:**

- Filled vacant Dispatcher positions.
- Maintained quarterly Coffee with the Cops at the Police Department.
- Completed the implementation of an on-line crime reporting program.
- Completed the second phase of the Lexipol Departmental policy transition.

**2012-2013 Objectives:**

- Re-establish and maintain a full-time training coordinator position.
- Maintain Coffee with the Cops presentations and utilize as a medium for community outreach.
- Implement the Community Parks Security Camera project with Measure WW grant funds.
- Continue promoting the monthly Neighborhood Clean-up events.
- Complete the on-line Lexipol departmental policy transition.
- Continue to fill vacant police officers positions as the need arises.

<b>POLICE ADMINISTRATION (100-3110)</b>								
	<b>2009-10 Actual</b>	<b>2010-11 Actual</b>	<b>2011-12 Budget</b>	<b>2011-12 Revised</b>	<b>2012-13 Proposed</b>	<b>% Change</b>	<b>2013-14 Projected</b>	<b>% Change</b>
<b>Source of Funds:</b>								
Revenue from Other Agencies	14,862	30,616	23,000	8,000	12,000	50%	12,000	0%
Charges for Services	159,266	113,201	181,040	114,165	107,040	-6%	107,040	0%
Other	12,369	8,448	10,000	10,518	2,000	-81%	2,000	0%
Transfers In	25,000	25,000	25,000	0	25,000	0%	0	0%
<b>Total Source of Funds</b>	<b>211,497</b>	<b>177,265</b>	<b>239,040</b>	<b>132,683</b>	<b>146,040</b>	<b>10%</b>	<b>121,040</b>	<b>-17%</b>
<b>Use of Funds:</b>								
Personnel	2,075,668	1,590,923	1,491,227	1,592,896	1,676,025	5%	1,784,190	6%
Services & Supplies	960,402	911,813	1,015,916	992,364	962,598	-3%	974,425	1%
<b>Total Use of Funds</b>	<b>3,036,070</b>	<b>2,502,736</b>	<b>2,507,143</b>	<b>2,585,260</b>	<b>2,638,623</b>	<b>2%</b>	<b>2,758,615</b>	<b>5%</b>
Authorized FTE's	21.55	21.55	21.55	21.55	21.80		21.80	

**CITY OF ANTIOCH  
2012-13 OPERATING BUDGET**

**GENERAL FUND – DEPARTMENTAL BUDGETS**

**POLICE RESERVES (100-3120)**

Police Reserves provide a uniformed volunteer police unit to augment the Community Policing Bureau in performing day-to-day functions. Police Reserves also provide policing for various City and School District functions.

**2011-2012 Accomplishments:**

- Maintained our existing staffing levels.
- Exceeded our projected 960 hours of public service by 5%.
- Utilized reserve officers in our problem oriented policing (POP) and beat projects.
- Used reserves to supplement holiday patrols and working special events.

**2012-2013 Objectives:**

- Establish an in-house recruitment program to begin late 2012.
- Increase staffing levels via successful recruitments by 75%, which equates to (3) new reserve officers.
- Continue to use reserves to assist community policing personnel with POP projects and special events
- We will attempt to increase the number of service hours by 10%.

<b>POLICE RESERVES (100-3120)</b>								
	<b>2009-10 Actual</b>	<b>2010-11 Actual</b>	<b>2011-12 Budget</b>	<b>2011-12 Revised</b>	<b>2012-13 Proposed</b>	<b>% Change</b>	<b>2013-14 Projected</b>	<b>% Change</b>
<b>Source of Funds:</b>								
Charges for Services	2,453	0	0	0	0	0%	0	0%
<b>Total Source of Funds</b>	<b>2,453</b>	<b>0</b>	<b>0</b>	<b>0</b>	<b>0</b>	<b>0%</b>	<b>0</b>	<b>0%</b>
<b>Use of Funds:</b>								
Personnel	7,024	1,376	0	434	0	-100%	0	0%
Services & Supplies	102	85	250	0	250	100%	250	0%
<b>Total Use of Funds</b>	<b>7,126</b>	<b>1,461</b>	<b>250</b>	<b>434</b>	<b>250</b>	<b>-42%</b>	<b>250</b>	<b>0%</b>
Authorized FTE's	0.00	0.00	0.00	0.00	0.00		0.00	

**CITY OF ANTIOCH  
2012-13 OPERATING BUDGET**

**GENERAL FUND – DEPARTMENTAL BUDGETS**

**PRISONER CUSTODY (100-3130)**

Prisoner Custody provides for all prisoner custody services, booking, custody transportation and property security. This program is also in charge of maintenance of supplies for the jail.

**2011-2012 Accomplishments:**

- We maintained existing officer staffing levels for three quarters of the FY.
- Made some progress in establishing mandated training curriculum specific to Jail Operations.
- Completed Jail Policy Manual revision and brought it into conformance with State mandates.
- Incorporated jail manual into the Lexipol policy.

**2012-2013 Objectives:**

- Cultivate our own subject matter experts in jail operations.
- Implement customized mandated training curriculum specific to jail operations.
- Cross-train additional Community Policing personnel in jail operations.
- Continue with capital improvements on an as needed basis.

**Significant Change in 2011-2012**

Due to the loss of staffing, we could only staff the jail with officers for three quarters of the fiscal year. All jail officers had to be re-assigned to the Community Policing Bureau.

<b>POLICE PRISONER CUSTODY (100-3130)</b>								
	<b>2009-10 Actual</b>	<b>2010-11 Actual</b>	<b>2011-12 Budget</b>	<b>2011-12 Revised</b>	<b>2012-13 Proposed</b>	<b>% Change</b>	<b>2013-14 Projected</b>	<b>% Change</b>
<b>Source of Funds:</b>								
Booking Fee Reimbursements	6,377	5,221	5,000	4,000	5,000	25%	5,000	0%
<b>Total Source of Funds</b>	<b>6,377</b>	<b>5,221</b>	<b>5,000</b>	<b>4,000</b>	<b>5,000</b>	<b>25%</b>	<b>5,000</b>	<b>0%</b>
<b>Use of Funds:</b>								
Personnel	184,471	611,974	705,915	587,380	541,465	-8%	586,585	8%
Services & Supplies	30,069	65,561	64,395	61,595	61,846	0%	61,846	0%
<b>Total Use of Funds</b>	<b>214,540</b>	<b>677,535</b>	<b>770,310</b>	<b>648,975</b>	<b>603,311</b>	<b>-7%</b>	<b>648,431</b>	<b>7%</b>
Authorized FTE's	3.00	7.00	7.00	7.00	7.00		7.00	



**CITY OF ANTIOCH  
2012-13 OPERATING BUDGET**

**GENERAL FUND – DEPARTMENTAL BUDGETS**

**COMMUNITY POLICING BUREAU (100-3150)**

The Community Policing Bureau provides general police services and responds to emergency calls to crimes in progress. Community Policing investigates crimes and investigates traffic accidents and enforces traffic laws and provides preventive patrol.

The Community Policing Bureau has been designed to promote a partnership with the community city-wide, and together identify community needs and resolve problems through practice and problem-solving approaches.

**2011-2012 Accomplishments:**

- Completed frequent enforcement operations; targeting violent crime and areas prone to violent crime.
- Conducted fund raising events and received a grant, which will help us purchase police canines.
- Started on-line police report filing system.
- Conducted (1) of our East County Law Enforcement Alliance (ECLEA) crime reduction operations.

**2012-2013 Objectives:**

- Continue frequent enforcement operations; targeting violent crime and areas prone to violent crime.
- Work on establishing a cooperative resource sharing agreement with allied law enforcement agencies in order to work together on crime reduction projects.
- Conversion of the narrow band radio frequency to meet the new FCC regulations.
- Utilize Police K-9 donations to purchase 2-3 police canines to replace existing service dogs and bring the K-9 unit back to its authorized number of five.

**CITY OF ANTIOCH  
2012-13 OPERATING BUDGET**

**GENERAL FUND – DEPARTMENTAL BUDGETS**

<b>POLICE COMMUNITY POLICING (100-3150)</b>								
	<b>2009-10 Actual</b>	<b>2010-11 Actual</b>	<b>2011-12 Budget</b>	<b>2011-12 Revised</b>	<b>2012-13 Proposed</b>	<b>% Change</b>	<b>2013-14 Projected</b>	<b>% Change</b>
<b>Source of Funds:</b>								
Taxes	430,153	469,063	450,000	450,000	450,000	0%	450,000	0%
Fines & Penalties	46,921	26,518	30,000	26,000	35,000	35%	40,000	14%
Rev. from Other Agencies	985,144	683,784	722,580	738,123	0	-100%	0	0%
Donations	0	6,936	0	90,000	0	-100%	0	0%
Other	21	4,396	0	2,230	0	0%	0	0%
Transfers In	366,976	584,971	586,000	646,658	666,658	3%	704,658	6%
<b>Total Source of Funds</b>	<b>1,829,215</b>	<b>1,775,668</b>	<b>1,788,580</b>	<b>1,953,011</b>	<b>1,151,658</b>	<b>-41%</b>	<b>1,194,658</b>	<b>4%</b>
<b>Use of Funds:</b>								
Personnel	14,325,256	13,109,128	12,709,223	12,422,203	13,744,123	11%	14,932,354	9%
Services & Supplies	601,236	662,547	703,557	473,215	709,996	50%	727,223	2%
<b>Total Use of Funds</b>	<b>14,926,492</b>	<b>13,771,675</b>	<b>13,412,780</b>	<b>12,895,418</b>	<b>14,454,119</b>	<b>12%</b>	<b>15,659,577</b>	<b>8%</b>
Authorized FTE's	100.50	101.50	101.30	101.30	101.80		101.80	

**CITY OF ANTIOCH  
2012-13 OPERATING BUDGET**

**GENERAL FUND – DEPARTMENTAL BUDGETS**

**TRAFFIC BUREAU (100-3160)**

The Traffic Bureau provides for enforcement of moving traffic violations and parking violations. The Bureau directs traffic to ensure proper traffic flow, investigates major and fatal accidents, enforces driving under the influence violations and investigates traffic complaints. The Bureau works closely with the Community Policing Bureau to suppress traffic problems in target areas.

**2011-2012 Accomplishments:**

- Did complete a variety of directed enforcement programs.
- We were able to continue to participate in the AVOID the 25 DUI enforcement program.
- Motors officers worked civic functions on an as needed basis.

**2012-2013 Objectives:**

- Conduct a variety of directed enforcement programs by utilizing additional staff on non training days.
- Continue to participate in the AVOID the 25 DUI enforcement program.
- Motors officers will work civic functions on an as needed basis.
- Conduct in-house motorcycle training.

**CITY OF ANTIOCH  
2012-13 OPERATING BUDGET**

**GENERAL FUND – DEPARTMENTAL BUDGETS**

<b>POLICE TRAFFIC (100-3160)</b>								
	<b>2009-10 Actual</b>	<b>2010-11 Actual</b>	<b>2011-12 Budget</b>	<b>2011-12 Revised</b>	<b>2012-13 Proposed</b>	<b>% Change</b>	<b>2013-14 Projected</b>	<b>% Change</b>
<b>Source of Funds:</b>								
Vehicle Code Fines	117,882	75,652	100,000	53,000	65,000	23%	75,000	15%
Charges for Services	400	0	0	0	0	0%	0	0%
<b>Total Source of Funds</b>	<b>118,282</b>	<b>75,652</b>	<b>100,000</b>	<b>53,000</b>	<b>65,000</b>	<b>23%</b>	<b>75,000</b>	<b>15%</b>
<b>Use of Funds:</b>								
Personnel	877,069	752,008	737,855	775,513	796,260	3%	862,070	8%
Services & Supplies	11,018	12,518	14,966	5,972	11,508	93%	11,829	3%
<b>Total Use of Funds</b>	<b>888,087</b>	<b>764,526</b>	<b>752,821</b>	<b>781,485</b>	<b>807,768</b>	<b>3%</b>	<b>873,899</b>	<b>8%</b>
Authorized FTE's	5.00	4.00	4.00	4.00	4.00		4.00	

**CITY OF ANTIOCH  
2012-13 OPERATING BUDGET**

**GENERAL FUND – DEPARTMENTAL BUDGETS**

**INVESTIGATION BUREAU (100-3170)**

The Investigation Bureau provides investigative follow-up to those crimes which cannot be resolved at patrol level. Detectives are assigned to burglary, robbery, homicide, sex offenses, checks and juvenile crimes. Additionally, they prepare cases for referral to the District Attorney’s office for prosecution.

**2011-2012 Accomplishments:**

- Reduction in violent crime by 5%.
- Purchased and enhanced technology for fugitive apprehension.
- Hosted enhanced technology schools.
- Provide Crime Scene Investigation (CSI) training to personnel assigned to evidence & property.
- Upgraded the interview video recording system.

**2012-2013 Objectives:**

- Succession Planning
- While maintaining violent crime reduction, redirect efforts towards reducing residential burglaries.
- Research and train on improving technology uses to make employees more efficient
- Maintain current staffing levels.

<b>POLICE INVESTIGATION (100-3170)</b>								
	<b>2009-10 Actual</b>	<b>2010-11 Actual</b>	<b>2011-12 Budget</b>	<b>2011-12 Revised</b>	<b>2012-13 Proposed</b>	<b>% Change</b>	<b>2013-14 Projected</b>	<b>% Change</b>
<b>Source of Funds:</b>								
Other	0	1,000	0	0	0	0%	0	0%
<b>Total Source of Funds</b>	<b>0</b>	<b>1,000</b>	<b>0</b>	<b>0</b>	<b>0</b>	<b>0%</b>	<b>0</b>	<b>0%</b>
<b>Use of Funds:</b>								
Personnel	2,165,421	2,065,417	2,014,117	2,185,819	2,229,507	2%	2,393,405	7%
Services & Supplies	658,000	547,906	420,317	440,636	471,888	7%	487,820	3%
<b>Total Use of Funds</b>	<b>2,823,421</b>	<b>2,613,323</b>	<b>2,434,434</b>	<b>2,626,455</b>	<b>2,701,395</b>	<b>3%</b>	<b>2,881,225</b>	<b>7%</b>
Authorized FTE's	15.65	14.65	14.65	14.65	14.65		14.65	

**CITY OF ANTIOCH  
2012-13 OPERATING BUDGET**

**GENERAL FUND – DEPARTMENTAL BUDGETS**

**SPECIAL OPERATIONS UNIT (SOU) (100-3175)**

This unit was formerly known as the Narcotics Bureau, which provided investigative follow-up to those narcotics and vice-related cases which could not be resolved by field services personnel. Due to a significant reduction in staffing, this unit has been re-named; with a primary focus and efforts being placed on fugitive apprehension and high-risk searches.

**2011-2012 Accomplishments:**

- Supplemented the Investigations Bureau investigating homicides and other crimes of significance.
- Successful in several fugitive apprehensions of violent felons.

**2012-2013 Objectives:**

- Increase the current staffing levels of personnel assigned to the SOU, so they can also focus on narcotics investigations.
- Continue to emphasize proactive enforcement; focusing on violent crime and residential burglaries.
- Continue responsibilities of fugitive apprehension via covert and overt means.
- Research and train on improving technology uses to make employees more efficient

<b>POLICE SPECIAL OPERATIONS UNIT (100-3175)</b>								
	<b>2009-10 Actual</b>	<b>2010-11 Actual</b>	<b>2011-12 Budget</b>	<b>2011-12 Revised</b>	<b>2012-13 Proposed</b>	<b>% Change</b>	<b>2013-14 Projected</b>	<b>% Change</b>
<b>Use of Funds:</b>								
Personnel	1,061,624	1,018,704	936,650	983,292	1,037,240	5%	1,126,440	9%
Services & Supplies	20,050	34,438	48,335	22,881	30,524	33%	32,593	7%
<b>Total Use of Funds</b>	<b>1,081,674</b>	<b>1,053,142</b>	<b>984,985</b>	<b>1,006,173</b>	<b>1,067,764</b>	<b>6%</b>	<b>1,159,033</b>	<b>9%</b>
Authorized FTE's	6.25	6.25	6.25	6.25	6.25		6.25	

**CITY OF ANTIOCH  
2012-13 OPERATING BUDGET**

**GENERAL FUND – DEPARTMENTAL BUDGETS**

**COMMUNICATIONS BUREAU (100-3180)**

Communications (police dispatch) provides emergency and non-emergency dispatch services and directs citizens to the proper service providers. Communications also coordinates communications during critical incidents and contracts these services for the City of Brentwood.

**2011-2012 Accomplishments:**

- Trained three (3) dispatcher to become Communications Training Officers.
- Hired three (3) additional full time dispatchers.
- Upgraded to a new digital dispatch 911 recording system.

**2012-2013 Objectives:**

- Up-grade the 911 system
- Train two (2) additional dispatchers to become Communications Training Officers.
- Hire a permanent Dispatch Supervisor.

<b>POLICE COMMUNICATIONS (100-3180)</b>								
	<b>2009-10 Actual</b>	<b>2010-11 Actual</b>	<b>2011-12 Budget</b>	<b>2011-12 Revised</b>	<b>2012-13 Proposed</b>	<b>% Change</b>	<b>2013-14 Projected</b>	<b>% Change</b>
<b>Source of Funds:</b>								
Police Services 911 Brentwood	646,399	733,515	683,035	683,035	703,087	3%	724,180	3%
<b>Total Source of Funds</b>	<b>646,399</b>	<b>733,515</b>	<b>683,035</b>	<b>683,035</b>	<b>703,087</b>	<b>3%</b>	<b>724,180</b>	<b>3%</b>
<b>Use of Funds:</b>								
Personnel	1,865,088	1,817,659	2,022,425	1,891,246	2,113,545	12%	2,233,384	6%
Services & Supplies	260,716	260,889	268,742	286,942	299,304	4%	309,554	3%
<b>Total Use of Funds</b>	<b>2,125,804</b>	<b>2,078,548</b>	<b>2,291,167</b>	<b>2,178,188</b>	<b>2,412,849</b>	<b>11%</b>	<b>2,542,938</b>	<b>5%</b>
Authorized FTE's	17.90	17.90	17.90	17.90	17.65		17.65	

**CITY OF ANTIOCH  
2012-13 OPERATING BUDGET**

**GENERAL FUND – DEPARTMENTAL BUDGETS**

**OFFICE OF EMERGENCY MANAGEMENT (100-3185)**

The Office of Emergency Management has the essential service responsibility for "disaster preparedness" in our community. This section will develop, maintain and coordinate current emergency preparedness plans that will help mitigate the effects of potential man-made and natural disasters. A useful plan is one that will support efficiency by dividing up the overall problem into manageable tasks and assigning similar types of tasks to defined organizational elements. This will allow each organizational element to focus on specific missions as part of an overall team.

**2011-2012 Accomplishments:**

- We were able to work in conjunction with the east County CERT organizers to continue in our partnership for the purpose of training volunteers in the area of emergency services.
- Conducted a Table Top exercise for applicable city staff.
- Conduct three (3) presentations to community groups related to disaster preparedness.

**2012-2013 Objectives:**

- Continue to provide presentations to community groups related to disaster preparedness.
- Continue to work in conjunction with the east County CERT organizers to continue in our partnership for the purpose of training volunteers in the area of emergency services.
- Conduct a Table Top disaster preparedness exercise for applicable city staff.

<b>POLICE OFFICE OF EMERGENCY MANAGEMENT (100-3185)</b>								
	<b>2009-10 Actual</b>	<b>2010-11 Actual</b>	<b>2011-12 Budget</b>	<b>2011-12 Revised</b>	<b>2012-13 Proposed</b>	<b>% Change</b>	<b>2013-14 Projected</b>	<b>% Change</b>
<b>Source of Funds:</b>								
Donations	0	0	2,000	0	0	100%	0	0%
<b>Total Source of Funds</b>	<b>0</b>	<b>0</b>	<b>2,000</b>	<b>0</b>	<b>0</b>	<b>100%</b>	<b>0</b>	<b>0%</b>
<b>Use of Funds:</b>								
Personnel	53,834	1,618	0	0	0	0%	0	0%
Services & Supplies	9,688	7,546	21,007	11,226	11,377	1%	11,777	4%
<b>Total Use of Funds</b>	<b>63,522</b>	<b>9,164</b>	<b>21,007</b>	<b>11,226</b>	<b>11,377</b>	<b>1%</b>	<b>11,777</b>	<b>4%</b>
Authorized FTE's	0.25	0.25	0.25	0.25	0.25		0.25	



**CITY OF ANTIOCH  
2012-13 OPERATING BUDGET**

**GENERAL FUND – DEPARTMENTAL BUDGETS**

**School Resource Officer (SRO) Program (100-3190)**

This program was eliminated in FY11. Officers have been reassigned to the Community Policing Division (3150).

<b>POLICE SCHOOL RESOURCE OFFICER (SRO) PROGRAM (100-3190)</b>								
	<b>2009-10 Actual</b>	<b>2010-11 Actual</b>	<b>2011-12 Budget</b>	<b>2011-12 Revised</b>	<b>2012-13 Proposed</b>	<b>% Change</b>	<b>2013-14 Projected</b>	<b>% Change</b>
<b>Source of Funds:</b>								
Police Services School District	207,207	0	0	0	0	0%	0	0%
<b>Total Source of Funds</b>	<b>207,207</b>	<b>0</b>	<b>0</b>	<b>0</b>	<b>0</b>	<b>0%</b>	<b>0</b>	<b>0%</b>
<b>Use of Funds:</b>								
Personnel	476,884	0	0	0	0	0%	0	0%
Services & Supplies	548	0	0	0	0	0%	0	0%
<b>Total Use of Funds</b>	<b>477,432</b>	<b>0</b>	<b>0</b>	<b>0</b>	<b>0</b>	<b>0%</b>	<b>0</b>	<b>0%</b>
Authorized FTE's	3.00	0.00	0.00	0.00	0.00		0.00	

**CITY OF ANTIOCH  
2012-13 OPERATING BUDGET**

**GENERAL FUND – DEPARTMENTAL BUDGETS**

**COMMUNITY VOLUNTEER PROGRAM/CRIME PREVENTION COMMISSION/CHAPLAINCY (100-3195)**

The Volunteer Program supports police services, while providing the citizens an opportunity to actively support their community. These opportunities will involve clerical support, vacation patrols, crime prevention and community awareness presentations.

The Antioch Police Crime Prevention Commission is composed of seven members who are appointed by the Mayor. Their purpose is to organize and facilitate Antioch's Crime Prevention Program through the neighborhood Watch Program.

The Chaplaincy Program is a ministry of ordained volunteer clergy to support the employees of Antioch Police Department and the citizens of Antioch during crisis/non-crisis situations.

**2011-2012 Accomplishments:**

- Completed a VIPS academy.
- Added eight (8) VIPS to the Field Services Division.
- Added six (6) VIPS to the Support Services Division.
- Implement East County partnership CERT training.
- Filled three (3) vacant Crime Prevention Commission positions.

**2012-2013 Objectives:**

- Complete another VIPS academy
- Add nine (9) VIPS to the Field Services Division.
- Add six (6) VIPS to the Support Services Division.
- Increase the number of police explorers.
- Fill three (3) vacant Crime Prevention Commission positions.
- Expand Neighborhood Watch groups participating in National Night out from twenty three (23) to thirty (30).

	<b>POLICE COMMUNITY VOLUNTEERS (100-3195)</b>							
	<b>2009-10 Actual</b>	<b>2010-11 Actual</b>	<b>2011-12 Budget</b>	<b>2011-12 Revised</b>	<b>2012-13 Proposed</b>	<b>% Change</b>	<b>2013-14 Projected</b>	<b>% Change</b>
<b>Source of Funds:</b>								
Transfer In	46,829	53,162	15,000	0	35,658	0%	0	0%
<b>Total Source of Funds</b>	<b>46,829</b>	<b>53,162</b>	<b>15,000</b>	<b>0</b>	<b>35,658</b>	<b>0%</b>	<b>0</b>	<b>0%</b>
<b>Use of Funds:</b>								
Personnel	47,320	68,270	54,768	57,998	60,982	5%	64,556	6%
Services & Supplies	14,255	9,956	22,358	6,850	16,637	143%	17,789	7%
<b>Total Use of Funds</b>	<b>61,575</b>	<b>78,226</b>	<b>77,126</b>	<b>64,848</b>	<b>77,619</b>	<b>20%</b>	<b>82,345</b>	<b>6%</b>
Authorized FTE's	0.50	0.50	0.70	0.70	0.70		0.70	

**CITY OF ANTIOCH  
2012-13 OPERATING BUDGET**

**GENERAL FUND – DEPARTMENTAL BUDGETS**

**FACILITIES MAINTENANCE (100-3200)**

The primary objective of the Facilities Maintenance activity is to provide for an acceptable level of maintenance to the Police and Animal Services facilities. There are no personnel assigned to this work. Facilities maintenance work such as roof repairs, general building repairs, and necessary alterations to office, installation of building hardware, electrical wiring and janitorial maintenance are accomplished through this program. Additionally, utilities for the department are paid from this account.

**2011-2012 Accomplishments:**

- Institute a facility maintenance program for aging equipment and infrastructure.
- Installed evidence shelving in Investigations Bureau surge area.
- Established continuity with the landscape maintenance within the courtyard.

**2012-2013 Objectives:**

- Install air conditioning within the dispatch center to cool and extend the life of dispatch equipment.
- Establish an annual window and window ledge cleaning program.
- Repair and or replacement of various flooring throughout the department where needed.

<b>POLICE FACILITIES MAINTENANCE (100-3200)</b>								
	<b>2009-10 Actual</b>	<b>2010-11 Actual</b>	<b>2011-12 Budget</b>	<b>2011-12 Revised</b>	<b>2012-13 Proposed</b>	<b>% Change</b>	<b>2013-14 Projected</b>	<b>% Change</b>
<b>Use of Funds:</b>								
Services & Supplies	503,172	445,408	506,025	489,291	491,102	0%	515,602	5%
Transfer Out	0	12,154	18,266	18,266	18,499	1%	18,700	1%
<b>Total Use of Funds</b>	<b>503,172</b>	<b>457,562</b>	<b>524,291</b>	<b>507,557</b>	<b>509,601</b>	<b>0%</b>	<b>534,302</b>	<b>5%</b>
Authorized FTE's	0.00	0.00	0.00	0.00	0.00		0.00	

**CITY OF ANTIOCH  
2012-13 OPERATING BUDGET**

**GENERAL FUND – DEPARTMENTAL BUDGETS**

**ANIMAL CONTROL SUPPORT (100-3320)**

The City operates an animal shelter for which the Police Department has oversight. The operations of the animal shelter are accounted for in a Special Revenue Fund. A subsidy is provided by the General Fund to the Animal Control Special Revenue Fund to support operations.

**2011-2012 Accomplishments:**

- Started social media outreach via Facebook, Twitter, and You Tube.
- Started a PayPal donation account.
- Trained a Acting ACO and sent her to the ACO Academy
- Started successful volunteer recruitment.
- Upgraded security measures (card key project).

**2012-2013 Objectives:**

- Maintain staffing levels
- Begin recruitment of Animal Services Volunteer Coordinator
- Continue social media outreach and build upon our current success.
- Apply for a Pets Mart charity grant for a spay/neuter program.

<b>POLICE ANIMAL CONTROL SUPPORT (100-3320)</b>								
	<b>2009-10 Actual</b>	<b>2010-11 Actual</b>	<b>2011-12 Budget</b>	<b>2011-12 Revised</b>	<b>2012-13 Proposed</b>	<b>% Change</b>	<b>2013-14 Projected</b>	<b>% Change</b>
<b>Use of Funds:</b>								
Transfer Out to Animal Control	506,979	408,126	436,226	490,425	529,633	8%	568,314	7%
<b>Total Use of Funds</b>	<b>506,979</b>	<b>408,126</b>	<b>436,226</b>	<b>490,425</b>	<b>529,633</b>	<b>8%</b>	<b>568,314</b>	<b>7%</b>
Authorized FTE's	0.00	0.00	0.00	0.00	0.00		0.00	

**This page left intentionally blank**

**CITY OF ANTIOCH  
2012-13 OPERATING BUDGET**

**GENERAL FUND – DEPARTMENTAL BUDGETS**

**RECREATION AND COMMUNITY SERVICES**

Parks and Recreation provides the City's residents recreational, preschool, social and meeting space within the community. Recreation Programs are accounted for in the Recreation Special Revenue Fund and Prewett Park Enterprise Fund. The Parks and Recreation Administration division within the General Fund provides a subsidy to both these funds to support operations.

**Parks and Recreation - Community Services**

Community Services accounts for the Parks and Recreation Commission which provides input on issues related to parks and recreation within the City of Antioch. The Commission works as an advisory commission to the City Council, the Recreation and Parks Divisions. The Commission meets monthly and provides a public forum for input from the community on any issues related to parks and recreation.

**2011-2012 Accomplishments:**

- Heard synthetic turf presentation and proposal and provided recommendations.
- Received Fulton Shipyard closure matter from City Council for public hearing and recommendation.

**2012-2013 Objectives:**

- Monitor and tour parks providing feedback to staff.
- Establish a "Park Watch" program similar to Neighborhood Watch.
- Tour Recreation facilities and observe programming.

<b>PARK &amp; RECREATION ADMINISTRATION/COMMUNITY SERVICES (100-4110/100-4120)</b>								
	<b>2009-10 Actual</b>	<b>2010-11 Actual</b>	<b>2011-12 Budget</b>	<b>2011-12 Revised</b>	<b>2012-13 Proposed</b>	<b>% Change</b>	<b>2012-13 Projected</b>	<b>% Change</b>
<b>USE OF FUNDS:</b>								
Services & Supplies	9,110	510	0	0	0	0%	0	0%
Transfer Out to Recreation Fund	395,150	136,038	456,295	116,772	391,720	235%	442,750	13%
Transfer Out to Prewett Park Fund	471,282	45,000	40,000	299,523	205,000	-32%	223,000	9%
<b>Total Use of Funds</b>	<b>875,542</b>	<b>181,548</b>	<b>496,295</b>	<b>416,295</b>	<b>596,720</b>	<b>43%</b>	<b>665,750</b>	<b>12%</b>

**This page left intentionally blank**

**CITY OF ANTIOCH  
2012-13 OPERATING BUDGET**

**GENERAL FUND – DEPARTMENTAL BUDGETS**

**COMMUNITY DEVELOPMENT DEPARTMENT**

The Community Development Department's goal is to protect and enhance Antioch's cultural, environmental and historic resources, while contributing to the development of a healthy economy by conducting modern, efficient and equitable capital improvement program, community planning, zoning, building inspection, code compliance and housing activities to ensure proper growth and development for the City's residents. These goals are carried out through the following divisions:

Community Development Administration  
Land Planning Services  
Code Enforcement  
Building Inspection Services

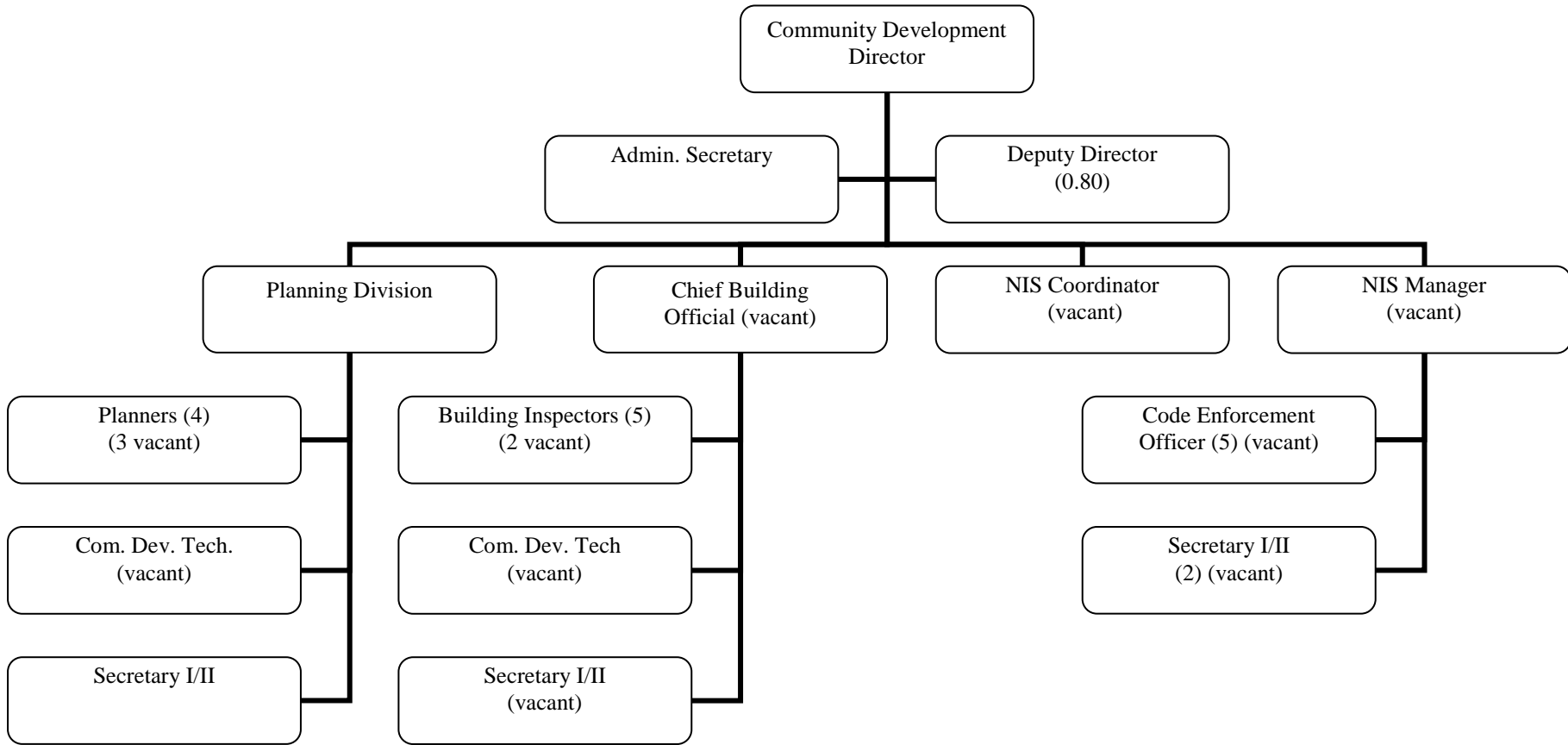
Each Division is involved in the development and implementation of plans and programs that will guide the community in the years ahead and protect its quality of life.



**CITY OF ANTIOCH  
2012-13 OPERATING BUDGET**

**GENERAL FUND – DEPARTMENTAL BUDGETS**

**COMMUNITY DEVELOPMENT DEPARTMENT – GENERAL FUND**



# of Positions Authorized	# of Positions Funded	# of Positions Filled	# Vacant Positions	# Proposed New Positions
25.80	7.80	7.80	18	0

**CITY OF ANTIOCH  
2012-13 OPERATING BUDGET**

**GENERAL FUND – DEPARTMENTAL BUDGETS**

<b>COMMUNITY DEVELOPMENT SUMMARY</b>								
	<b>2009-10 Actual</b>	<b>2010-11 Actual</b>	<b>2011-12 Budget</b>	<b>2011-12 Revised</b>	<b>2012-13 Proposed</b>	<b>% Change</b>	<b>2013-14 Projected</b>	<b>% Change</b>
<b>SOURCE OF FUNDS:</b>								
Building Permits	699,613	630,600	600,000	740,000	610,000	-18%	630,000	3%
Plan Checking Fees	313,647	254,375	221,000	227,000	230,000	1%	235,000	2%
Planning Fees	17,844	15,051	13,000	13,000	13,000	0%	13,000	0%
Planning Review-Bldg Permits	100	0	0	0	0	0%	0	0%
Pool Safety Fee	0	215	50	440	300	-32%	300	0%
Technology Fee	46	10,489	10,000	13,500	12,000	-11%	12,000	0%
Energy Inspection Fee	89	9,898	10,000	12,337	8,000	-35%	8,000	0%
Accessibility Fee	0	1,486	2,000	2,380	2,000	-16%	2,000	0%
Green Bldg Verif & Compliance	0	0	0	65,171	40,000	-39%	40,000	0%
Federal Grant	74,501	0	0	0	0	0%	0	0%
General Plan Maintenance Fee	22,625	16,579	11,600	27,500	11,600	-58%	11,600	0%
Reimbursement Developers	3,018	22,870	47,000	1,334	2,000	50%	2,000	0%
Assessment Fees	4,879	933	0	511	2,500	389%	2,500	0%
Abatement Fees	45,986	8,497	10,000	43,000	56,000	30%	56,000	0%
Donations	0	750	0	250	0	0%	0	0%
Revenue from Other Agencies	0	0	0	160	0	-100%	0	0%
Miscellaneous Revenue	21,672	18,672	21,700	21,700	21,700	0%	21,700	0%
Transfers In	15,500	0	0	0	0	0%	0	0%
<b>Total Source of Funds</b>	<b>1,219,520</b>	<b>990,415</b>	<b>946,350</b>	<b>1,168,283</b>	<b>1,009,100</b>	<b>-14%</b>	<b>1,034,100</b>	<b>2%</b>
<b>USE OF FUNDS:</b>								
Personnel	1,361,145	806,403	803,939	820,754	980,706	19%	1,053,444	7%
Services & Supplies	272,643	274,567	416,054	309,847	450,627	45%	400,041	-11%
<b>Total Use of Funds</b>	<b>1,633,788</b>	<b>1,080,970</b>	<b>1,219,993</b>	<b>1,130,601</b>	<b>1,431,333</b>	<b>27%</b>	<b>1,453,485</b>	<b>2%</b>

**CITY OF ANTIOCH  
2012-13 OPERATING BUDGET**

**GENERAL FUND – DEPARTMENTAL BUDGETS**

<b>COMMUNITY DEVELOPMENT SUMMARY (Continued)</b>				
	<b>Authorized FTE's</b>	<b>Funded 2011-12</b>	<b>Funded 2012-13</b>	<b>Funded 2013-14</b>
<b>Authorized &amp; Funded FTE'S</b>				
Administration	2.00	1.50	2.00	2.00
Land Planning Services	6.00	1.75	2.00	2.00
Code Enforcement	9.40	0.30	0.40	0.40
Building Inspection	8.40	3.40	3.40	3.40
<b>Total Community Development Authorized &amp; Funded FTE's</b>	<b>25.80</b>	<b>6.95</b>	<b>7.80</b>	<b>7.80</b>

**CITY OF ANTIOCH  
2012-13 OPERATING BUDGET**

**GENERAL FUND – DEPARTMENTAL BUDGETS**

**COMMUNITY DEVELOPMENT ADMINISTRATION (100-5110)**

This Division includes the Community Development Director and one Administrative Secretary. It provides management and oversight of the City's Planning, Building, Code Enforcement, Community Development Block Grant, Neighborhood Stabilization, and low/moderate income housing programs. The Director also serves as the Recreation Director. For purposes of this document, the Recreation budget and goals continue to be presented independently from Community Development.

**2011-2012 Accomplishments:**

- Initiated and provided oversight to the divisional accomplishments.
- Identified both cost saving and revenue generating measures while striving to be a business friendly Department.
- Provided management leadership and support to employees struggling to provide service with limited resources.

**2012-2013 Objectives:**

- Continue to identify both cost saving and revenue generating measures while striving to be a business friendly Department.  
Create a strategic plan with long and short term goals for all Divisions in the Department

<b>COMMUNITY DEVELOPMENT ADMINISTRATION (100-5110)</b>								
	<b>2009-10 Actual</b>	<b>2010-11 Actual</b>	<b>2011-12 Budget</b>	<b>2011-12 Revised</b>	<b>2012-13 Proposed</b>	<b>% Change</b>	<b>2013-14 Projected</b>	<b>% Change</b>
<b>Use of Funds:</b>								
Personnel	473,205	179,763	182,283	190,605	302,060	58%	315,715	5%
Services & Supplies	121,463	90,224	105,587	102,023	102,302	0%	102,302	0%
<b>Total Use of Funds</b>	<b>594,668</b>	<b>269,987</b>	<b>287,870</b>	<b>292,628</b>	<b>404,362</b>	<b>38%</b>	<b>418,017</b>	<b>3%</b>
Authorized FTE's	2.00	2.00	1.50	1.50	2.00		2.00	

**CITY OF ANTIOCH  
2012-13 OPERATING BUDGET**

**GENERAL FUND – DEPARTMENTAL BUDGETS**

**LAND PLANNING SERVICES DIVISION (100-5130)**

This Division is the central point for the review and processing of all development applications, including rezoning, use permits, variances, design review, planned developments, tentative maps, etc. Staff is responsible for assuring compliance with California Environmental Quality Act (CEQA) and applicable General Plan requirements and provides staff support for the Planning Commission. The planning staff is also responsible for the long-range planning of the community, including updating the General Plan and the preparation of specific plans for future growth areas and coordinating with the planning activities of surrounding jurisdictions and the County.

**2011-2012 Accomplishments:**

- Continued application process including the Roddy Ranch subdivision, Quail Cove subdivision, Holy Cross Funeral Center and First Baptist Church's Gymnasium.
- Completed the environmental document for the Tierra Villas subdivision.
- Participated in the completion of the environmental document for the Northeast Annexation Area as well as the CEC process for the Marsh Landing Generating Station.

**2012-2013 Objectives:**

- Complete the Housing Element Zoning Update.
- Complete the revisions to the Residential Development Allocation Ordinance.
- Establish a Development Impact Fee.
- Participate in the development of the Sustainable Communities Strategy for the region.
- Continue to provide the best service possible given reduced staffing levels.
- Continue to process land use requests and provide assistance on the annexation of the northeast Antioch area and the City/County Joint Economic Task Force.
- Completion of the CEQA document for the West Antioch Creek Channel Improvement and desiltation project.

**CITY OF ANTIOCH  
2012-13 OPERATING BUDGET**

**GENERAL FUND – DEPARTMENTAL BUDGETS**

<b>COMMUNITY DEVELOPMENT LAND PLANNING SERVICES (100-5130)</b>								
	<b>2009-10 Actual</b>	<b>2010-11 Actual</b>	<b>2011-12 Budget</b>	<b>2011-12 Revised</b>	<b>2012-13 Proposed</b>	<b>% Change</b>	<b>2013-14 Projected</b>	<b>% Change</b>
<b>Source of Funds:</b>								
Charges for Services	247,616	182,355	140,600	162,500	149,600	-8%	154,600	3%
Revenue from Other Agencies	0	0	0	160	0	-100%	0	0%
Other	3,018	22,870	47,000	1,334	2,000	50%	2,000	0%
<b>Total Source of Funds</b>	<b>250,634</b>	<b>205,225</b>	<b>187,600</b>	<b>163,994</b>	<b>151,600</b>	<b>-8%</b>	<b>156,600</b>	<b>3%</b>
<b>Use of Funds:</b>								
Personnel	358,069	171,131	169,591	191,130	199,872	5%	196,360	-2%
Services & Supplies	65,618	89,467	206,793	77,477	132,876	72%	132,876	0%
<b>Total Use of Funds</b>	<b>423,687</b>	<b>260,598</b>	<b>376,384</b>	<b>268,607</b>	<b>332,748</b>	<b>24%</b>	<b>329,236</b>	<b>-1%</b>
Authorized FTE's	7.00	7.00	5.75	5.75	6.00		6.00	

**CITY OF ANTIOCH  
2012-13 OPERATING BUDGET**

**GENERAL FUND – DEPARTMENTAL BUDGETS**

**CODE ENFORCEMENT (100-5140)**

As of August 2009 there is no staff in this division. During the beginning of the 2008/2010 funding cycle the division was fully staffed. There was an operational Residential Rental Inspection Program that was staffed by three Code Enforcement Officers, one administrative support person and supervised by a Neighborhood Improvement Coordinator. The Coordinator also oversaw the lien and assessment recovery program. There was also three Code Enforcement Officers who responded to complaints and did proactive enforcement and were supported by an administrative staff person. All staff mentioned above was managed by the Neighborhood Improvement Manager. The focus of this division is on code enforcement with an emphasis on encouraging neighborhood-maintained efforts, as well as responding to complaints. In fiscal year 2012, the City Council authorized the hiring of a Code Enforcement Officer to meet targeted needs within the community. The recruitment process has not been successful, and the City recently entered into a contract for code enforcement services.

**2011-2012 Accomplishments:**

- Responded to those cases that pose an immediate threat to life, health or safety.
- Maintained relationships and code updates to allow outside agency the authority to respond or assist with their resources while we are not staffed.

**2012-2013 Objectives:**

- Respond to those cases that pose an immediate threat to life, health or safety.
- Continue to maintain professional relationships with other agencies that may be able to respond or assist with their resources while we are not staffed.
- Hire and train Code Enforcement Officer.
- Develop and implement plan with Police Department related to vacant properties.
- Implement inspection fees.
- Implement CDBG funded specific enforcement program incorporating housing related services.

**CITY OF ANTIOCH  
2012-13 OPERATING BUDGET**

**GENERAL FUND – DEPARTMENTAL BUDGETS**

<b>COMMUNITY DEVELOPMENT CODE ENFORCEMENT (100-5140)</b>								
	<b>2009-10 Actual</b>	<b>2010-11 Actual</b>	<b>2011-12 Adopted</b>	<b>2011-12 Revised</b>	<b>2011-12 Proposed</b>	<b>% Change</b>	<b>2013-14 Projected</b>	<b>% Change</b>
<b>Source of Funds:</b>								
Charges for Services	50,905	9,430	10,000	43,511	58,500	34%	58,500	0%
Revenue from Other Agencies	74,501	0	0	0	0	0%	0	0%
Donations	0	750	0	250	0	0%	0	0%
Other	2,554	1,995	1,700	1,700	1,700	0%	1,700	0%
Transfers In	15,500	0	0	0	0	0%	0	0%
<b>Total Source of Funds</b>	<b>143,460</b>	<b>12,175</b>	<b>11,700</b>	<b>45,461</b>	<b>60,200</b>	<b>32%</b>	<b>60,200</b>	<b>0%</b>
<b>Use of Funds:</b>								
Personnel	172,739	60,303	49,570	38,609	70,437	82%	120,767	71%
Services & Supplies	27,318	12,268	18,912	52,358	116,491	122%	66,636	-43%
<b>Total Use of Funds</b>	<b>200,057</b>	<b>72,571</b>	<b>68,482</b>	<b>90,967</b>	<b>186,928</b>	<b>105%</b>	<b>187,403</b>	<b>0%</b>
Authorized FTE's	9.00	9.20	9.20	9.30	9.40		9.40	



**CITY OF ANTIOCH  
2012-13 OPERATING BUDGET**

**GENERAL FUND – DEPARTMENTAL BUDGETS**

**BUILDING INSPECTION SERVICES DIVISION (100-5160)**

The Building Inspection Division inspects all permitted construction projects within the City which are not in the public right-of-way, enforcing standards set in the Building, Plumbing, Electrical, and Mechanical and Municipal codes. This division administers and collects development/permit fees charged by the City and other agencies; maintains the City's street address system; inspects existing structures/dwelling units for health and safety hazards when called upon; enforces State accessibility and Energy Efficiency standards; and works diligently to enforce minimum standards to safeguard life, health, property and public welfare by regulating and controlling the design, construction, quality of materials, use and occupancy of all buildings and structures within the City.

There are currently three Building Inspectors and a part-time Interim building Official providing technical guidance and the Deputy Director of Community Development providing day to day management of the division.

**2011-2012 Accomplishments:**

- Provided Building Code information and guidance to our residents and developers in the office and in the field.
- Provided responsive, professional and flexible plan review, permitting and inspection services to the construction community.

**2012-2013 Objectives:**

- Increase the competency and efficiency of the Building Division through in-house and external training and education for staff.
- Continue to provide exceptional customer service by making same day/next day inspections, timely plan review and informative, customer friendly public handouts and forms.

<b>COMMUNITY DEVELOPMENT BUILDING INSPECTION (100-5160)</b>								
	<b>2009-10 Actual</b>	<b>2010-11 Actual</b>	<b>2011-12 Budget</b>	<b>2011-12 Revised</b>	<b>2012-13 Proposed</b>	<b>% Change</b>	<b>2013-14 Projected</b>	<b>% Change</b>
<b>Source of Funds:</b>								
Permits	699,613	630,600	600,000	740,000	610,000	-18%	630,000	3%
Charges for Services	106,695	125,738	127,050	198,828	167,300	-16%	167,300	0%
Other	19,118	16,677	20,000	20,000	20,000	0%	20,000	0%
<b>Total Source of Funds</b>	<b>825,426</b>	<b>773,015</b>	<b>747,050</b>	<b>958,828</b>	<b>797,300</b>	<b>-17%</b>	<b>817,300</b>	<b>3%</b>
<b>Use of Funds:</b>								
Personnel	357,132	395,206	402,495	400,410	408,337	2%	420,602	3%
Services & Supplies	58,244	82,608	84,762	77,989	98,958	0%	98,227	-1%
<b>Total Use of Funds</b>	<b>415,376</b>	<b>477,814</b>	<b>487,257</b>	<b>478,399</b>	<b>507,295</b>	<b>6%</b>	<b>518,829</b>	<b>2%</b>
Authorized FTE's	8.00	8.40	8.40	8.40	8.40		8.40	

**CITY OF ANTIOCH  
2012-13 OPERATING BUDGET**

**SPECIAL REVENUE  
FUNDS**

**CITY OF ANTIOCH  
2012-13 OPERATING BUDGET**

**SPECIAL REVENUE FUNDS**

The City maintains thirty-two Special Revenue Funds. Special Revenue Funds are used to account for the proceeds of specific revenue sources that are restricted to expenditures for specific purposes. Each fund is listed below in the Special Revenue Funds Summary table.

<b>SUMMARY OF SPECIAL REVENUE FUNDS</b>								
<b>Special Revenue Fund Title</b>	<b>Fund #</b>	<b>Estimated Balance 7/1/12</b>	<b>Proposed Revenues</b>	<b>Proposed Expend.</b>	<b>Estimated Balance 6/30/13</b>	<b>Projected Revenues</b>	<b>Projected Expend.</b>	<b>Estimated Balance 6/30/14</b>
Police Federal Asset Forfeiture Fund	210	\$104,293	\$10,750	\$10,400	\$104,643	\$10,750	\$10,400	\$104,993
Delta Fair Property Fund	211	63,193	10,100	70,436	2,857	10,100	10,427	2,530
Community Develop. Block Grant (CDBG)	212	0	923,966	923,966	0	659,796	659,796	0
Gas Tax Fund	213	7,713,412	8,080,809	9,916,734	5,877,487	8,063,054	9,832,284	4,108,257
Animal Control Fund	214	0	819,733	819,733	0	858,414	858,414	0
Civic Arts Fund	215	\$932	30,025	29,712	1,245	30,025	29,850	1,420
Park-In Lieu Fund	216	1,301,165	61,000	10,870	1,351,295	65,000	10,833	1,405,462
Senior Bus Fund	218	221,910	55,018	56,922	220,006	8,375	13,950	214,431
Recreation Programs Fund	219	82,121	1,512,670	1,512,706	82,085	1,563,700	1,545,742	100,043
Traffic Signal Fund	220	1,111,082	52,500	473,004	690,578	52,000	254,745	487,833
Police Asset Forfeiture Fund	221	630	30,100	30,172	558	30,200	29,569	1,189
Measure J Growth Management Fund	222	3,555,652	1,018,986	1,295,830	3,278,808	1,041,165	820,708	3,499,265
Child Care Fund	223	100,735	71,600	72,293	100,042	73,012	72,353	100,701
Tidelands Fund	225	103,582	7,487	591	110,478	7,626	621	117,483
Solid Waste Reduction Fund	226	266,377	222,200	280,513	208,064	222,800	214,937	215,927
Abandoned Vehicle Fund	228	114,383	47,500	53,828	108,055	47,400	54,373	101,082
National Pollutant Discharge Elim. (NPDES)	229	2,617,560	873,000	1,244,804	2,245,756	880,000	856,918	2,268,838
Supplemental Law Enforcement Fund	232	0	160,658	160,658	0	160,658	160,658	0
Byrne Grant	233	0	67,398	67,398	0	0	0	0
CDBG Revolving Loan Fund	236	82,633	5,270	260	87,643	5,350	270	92,723
Traffic Safety Fund	237	80	60,200	60,050	230	80,350	80,125	455
PEG Fund	238	445,721	223,000	406,704	262,017	225,000	130,851	356,166
Street Impact Fund	241	93,267	1,052,000	1,140,500	4,767	1,102,000	1,100,500	6,267

**CITY OF ANTIOCH  
2012-13 OPERATING BUDGET**

**SPECIAL REVENUE FUNDS**

<b>SUMMARY OF SPECIAL REVENUE FUNDS (Continued)</b>								
<b>Special Revenue Fund Title</b>	<b>Fund #</b>	<b>Estimated Balance 7/1/12</b>	<b>Proposed Revenues</b>	<b>Proposed Expend.</b>	<b>Estimated Balance 6/30/13</b>	<b>Projected Revenues</b>	<b>Projected Expend.</b>	<b>Estimated Balance 6/30/14</b>
Maintenance District Funds:								
Lone Tree Way District	251	367,595	631,431	672,208	326,818	631,431	682,111	276,138
Downtown District	252	19,908	77,050	85,203	11,755	77,050	86,930	1,875
Almondridge District	253	45,428	91,541	99,571	37,398	91,526	97,004	31,920
Hillcrest Landscape Maintenance Dist.	254	447,564	825,610	917,448	355,726	825,110	877,064	303,772
Park District 1A	255	8,711	61,465	64,685	5,491	61,465	65,656	1,300
Park District 2A	256	173,841	490,337	524,087	140,091	490,037	541,188	88,940
Park Administration Fund	257	0	505,604	505,604	0	517,615	517,615	0
East Lone Tree District	259	76,856	60,675	97,007	40,524	60,675	97,719	3,480
<b>TOTAL SPECIAL REVENUE FUNDS</b>		<b>\$19,118,631</b>	<b>\$18,139,683</b>	<b>\$21,603,897</b>	<b>\$15,654,417</b>	<b>\$17,951,684</b>	<b>\$19,713,611</b>	<b>\$13,892,490</b>

**CITY OF ANTIOCH  
2012-13 OPERATING BUDGET**

**SPECIAL REVENUE FUNDS**

**FEDERAL ASSET FORFEITURE (210)**

This fund accounts for monies and property seized during drug enforcement on Federal cases. The Federal government requires a separate fund to account for these activities.

<b>FEDERAL ASSET FORFEITURE (FUND 210)</b>								
<b>Statement of Revenues, Expenditures and Change in Fund Balance</b>								
	2009-10 Actual	2010-11 Actual	2011-12 Budget	2011-12 Revised	2012-13 Proposed	% Change	2013-14 Projected	% Change
<b>Beginning Balance, July 1</b>	<b>\$48,110</b>	<b>\$95,368</b>	<b>\$115,593</b>	<b>\$115,593</b>	<b>\$104,293</b>		<b>\$104,643</b>	
<b>Revenue Source:</b>								
Investment Income	1,494	589	1,000	500	750	50%	750	0%
Other	58,317	19,946	10,000	1,000	10,000	900%	10,000	0%
<b>Total Revenue</b>	<b>59,811</b>	<b>20,535</b>	<b>11,000</b>	<b>1,500</b>	<b>10,750</b>	<b>617%</b>	10,750	<b>0%</b>
<b>Expenditures:</b>								
Services & Supplies	12,553	310	10,400	12,800	10,400	-19%	10,400	0%
<b>Total Expenditures</b>	<b>12,553</b>	<b>310</b>	<b>10,400</b>	<b>12,800</b>	<b>10,400</b>	<b>-19%</b>	<b>10,400</b>	<b>0%</b>
<b>Ending Balance, June 30</b>	<b>\$95,368</b>	<b>\$115,593</b>	<b>\$116,193</b>	<b>\$104,293</b>	<b>\$104,643</b>		<b>\$104,993</b>	
Authorized FTEs	0.00	0.00	0.00	0.00	0.00		0.00	

**CITY OF ANTIOCH  
2012-13 OPERATING BUDGET**

**SPECIAL REVENUE FUNDS**

**DELTA FAIR PROPERTY FUND (211)**

The Delta Fair Property Fund was created when the City sold property it owned on Delta Fair Boulevard at the City's western City limits. The property was originally purchased from the State on the condition that it would be used for park and recreation purposes. When it was decided that the property was more suitable for commercial purposes and should be sold or leased, the State gave its permission on the condition that proceeds be used for park purposes.

<b>DELTA FAIR PROPERTY (FUND 211)</b>								
<b>Statement of Revenues, Expenditures and Change in Fund Balance</b>								
	<b>2009-10</b>	<b>2010-11</b>	<b>2011-12</b>	<b>2011-12</b>	<b>2012-13</b>	<b>%</b>	<b>2013-14</b>	<b>%</b>
	<b>Actual</b>	<b>Actual</b>	<b>Budget</b>	<b>Revised</b>	<b>Proposed</b>	<b>Change</b>	<b>Projected</b>	<b>Change</b>
<b>Beginning Balance, July 1</b>	<b>\$34,384</b>	<b>\$44,556</b>	<b>\$54,336</b>	<b>\$54,336</b>	<b>\$63,193</b>		<b>\$2,857</b>	
<b>Revenue Source:</b>								
Investment Income	786	370	500	500	100	-80%	100	0%
Current Service Charges	10,000	10,000	10,000	18,800	10,000	-47%	10,000	0%
<b>Total Revenue</b>	<b>10,786</b>	<b>10,370</b>	<b>10,500</b>	<b>19,300</b>	<b>10,100</b>	<b>-48%</b>	<b>10,100</b>	<b>0%</b>
<b>Expenditures:</b>								
Services & Supplies	156	173	150	150	7,150	4667%	10,150	42%
Transfer Out	0	0	0	10,000	63,000	530%	0	-100%
Interfund Charges	458	417	289	293	286	-2%	277	0%
<b>Total Expenditures</b>	<b>614</b>	<b>590</b>	<b>439</b>	<b>10,443</b>	<b>70,436</b>	<b>574%</b>	<b>10,427</b>	<b>-85%</b>
<b>Ending Balance, June 30</b>	<b>\$44,556</b>	<b>\$54,336</b>	<b>\$64,397</b>	<b>\$63,193</b>	<b>\$2,857</b>		<b>\$2,530</b>	
Authorized FTEs	0.00	0.00	0.00	0.00	0.00		0.00	

**CITY OF ANTIOCH  
2012-13 OPERATING BUDGET**

**SPECIAL REVENUE FUNDS**

**COMMUNITY DEVELOPMENT BLOCK GRANT (CDBG) Fund (212)**

The Community Development Block Grant program, funded through the Department of Housing and Urban Development, is administered through the City Manager's office. As an "entitlement community" the City receives annual grant funds for activities and services which benefit low and moderate income persons, provide infrastructure improvements in low/moderate areas, or aid in the elimination of slums and blight. On July 30, 2008, President Bush signed into law the 2008 Housing and Economic Recovery Act (HERA). HERA included a special allocation of CDBG funds, known as Neighborhood Stabilization Program (NSP) funds. NSP provides targeted emergency assistance to state and local governments to acquire and redevelop abandoned and foreclosed residential properties that might otherwise become sources of abandonment and blight within our communities. Antioch received an allocation of \$4,049,228 and 10% of the total allocation is available for program administration. Funds must be spent by 2013 and are accounted for in this fund as well. As such, separate goals and accomplishments are outlined for this program.

**2011-2012 Accomplishments:**

- Provided funding to public service, economic development, and public facility improvement projects and programs.
- Provided funding for youth activities including recreation scholarships and counseling and education programs designed especially for youth.
- Provided funding for activities and programs of the Antioch Senior Center, including the Senior Lunch program.
- Provided funding for roadway and handicap accessibility improvements.
- Worked with the CDBG Consortium, made up of other entitlement communities and the County, in coordinating all CDBG activities to reduce administrative burden, sharing information, making improvements to the City Data Services on-line reporting system for grantees, and coordinating the grant application processes.

**2012-2013 Objectives:**

- Continue to fund activities and programs that serve the needs of Antioch residents.
- Reduce the number of funded activities by increasing the grant size to reduce the Administrative burden.
- Monitor and maintain adequate records and provide technical support to ensure that the CDBG program is operating as efficiently as possible.

**Neighborhood Stabilization Program (NSP)**

**2011-2012 Accomplishments:**

- Continued to work with two developer partners to finance the purchase and rehabilitation of three previously foreclosed properties.
- Reviewed and approved qualified buyers for five of the rehabilitated properties, and will continue as properties are completed. Two others will close before July 1<sup>st</sup>.
- Closed loans with first time homebuyers for six rehabilitated NSP properties. Provided homebuyer assistance loans to two qualified buyers.
- Using the previously established revolving loan fund for sold NSP properties, acquired three additional foreclosed properties.
- Attended HUD trainings, webinars and workshops to gain knowledge of the NSP rules and regulations.
- Continued to work with attorneys and consultants to develop appropriate documents and contracts for the NSP projects and activities.

**CITY OF ANTIOCH  
2012-13 OPERATING BUDGET**

**SPECIAL REVENUE FUNDS**

- Closed a \$1.983 million loan with Satellite Housing for the construction of 85 affordable senior apartments on Tabora Road.
- Participated in trainings and workshops with regional agencies to develop successful NSP programs around the bay area.

**2012-2013 Objectives:**

- Continue to administer the NSP program and provide additional housing opportunities as funds revolve back to program.
- Evaluate program effectiveness and make changes if necessary.
- Continue to work with development partners to utilize sales proceeds to acquire additional qualified properties.
- Continue to evaluate homebuyer applications to determine eligibility for purchase of NSP homes.
- Continue quarterly reporting to HUD on program outcomes.
- Continue to attend trainings and workshops on NSP.
- Monitor projects as they progress.
- Begin construction of Satellite senior housing development.

<b>COMMUNITY DEVELOPMENT BLOCK GRANT (FUND 212)</b>								
<b>Statement of Revenues, Expenditures and Change in Fund Balance</b>								
	<b>2009-10</b>	<b>2010-11</b>	<b>2011-12</b>	<b>2011-12</b>	<b>2012-13</b>	<b>%</b>	<b>2013-14</b>	<b>%</b>
	<b>Actual</b>	<b>Actual</b>	<b>Budget</b>	<b>Revised</b>	<b>Proposed</b>	<b>Change</b>	<b>Projected</b>	<b>Change</b>
<b>Beginning Balance, July 1</b>	<b>\$0</b>	<b>\$0</b>	<b>\$0</b>	<b>\$0</b>	<b>\$0</b>		<b>\$0</b>	<b>\$0</b>
<b>Revenue Source:</b>								
Revenue from Other Agencies	793,404	3,862,496	1,961,562	1,904,139	823,966	-57%	659,796	-20%
Other	2,100	273,191	200,000	400,658	100,000	-75%	0	0%
<b>Total Revenue</b>	<b>795,504</b>	<b>4,135,687</b>	<b>2,161,562</b>	<b>2,304,797</b>	<b>923,966</b>	<b>-60%</b>	<b>659,796</b>	<b>-29%</b>
<b>Expenditures:</b>								
Personnel	63,826	43,457	48,768	48,768	28,565	-41%	13,845	-52%
Services & Supplies	710,592	4,035,441	2,014,126	2,256,029	895,401	-60%	645,951	-28%
Transfers Out	0	56,789	80,000	0	0	0%	0	0%
Interfund Charges	21,086	0	18,668	0	0	0%	0	0%
<b>Total Expenditures</b>	<b>795,504</b>	<b>4,135,687</b>	<b>2,161,562</b>	<b>2,304,797</b>	<b>923,966</b>	<b>-60%</b>	<b>659,796</b>	<b>-29%</b>
<b>Ending Balance June 30</b>	<b>\$0</b>	<b>\$0</b>	<b>\$0</b>	<b>\$0</b>	<b>\$0</b>		<b>\$0</b>	
Authorized FTE's	0.00	0.00	0.00	0.00	0.00		0.00	



**CITY OF ANTIOCH  
2012-13 OPERATING BUDGET**

**SPECIAL REVENUE FUNDS**

**GAS TAX FUND (213)**

The City receives gas tax funds from the State under the State Street and Highways Code. The gas tax funds are limited to research, planning, construction, improvement, maintenance and operation of public streets. The City also uses these funds to pay for maintenance and operation of streetlights.

<b>GAS TAX FUND (FUND 213)</b>								
<b>Statement of Revenues, Expenditures and Change in Fund Balance</b>								
	<b>2009-10 Actual</b>	<b>2010-11 Actual</b>	<b>2011-12 Budget</b>	<b>2011-12 Revised</b>	<b>2012-13 Proposed</b>	<b>% Change</b>	<b>2013-14 Projected</b>	<b>% Change</b>
<b>Beginning Balance, July 1</b>	<b>\$4,655,398</b>	<b>\$5,537,387</b>	<b>\$6,360,533</b>	<b>\$6,360,533</b>	<b>\$7,713,412</b>		<b>\$5,877,487</b>	
<b>Revenue Source:</b>								
Revenue from Other Agencies	4,237,092	3,080,266	17,903,497	7,793,068	8,060,809	3%	8,053,054	0%
Investment Income	45,677	68,438	25,000	25,000	20,000	-20%	10,000	-50%
Other	0	1,200	0	1,576	0	0%	0	0%
<b>Total Revenues</b>	<b>4,282,769</b>	<b>3,149,904</b>	<b>17,928,497</b>	<b>7,819,644</b>	<b>8,080,809</b>	<b>3%</b>	<b>8,063,054</b>	<b>0%</b>
<b>Expenditures:</b>								
Services & Supplies	465,162	716,301	525,000	525,900	541,000	3%	556,000	3%
Capital Projects	2,370,713	510,819	16,705,000	4,444,183	7,825,000	76%	7,698,000	-2%
Transfers Out	510,000	1,046,293	1,440,237	1,440,237	1,495,737	4%	1,500,461	0%
Interfund Charges	54,905	53,345	56,538	56,445	54,997	-3%	77,823	42%
<b>Total Expenditures</b>	<b>3,400,780</b>	<b>2,326,758</b>	<b>18,726,775</b>	<b>6,466,765</b>	<b>9,916,734</b>	<b>53%</b>	<b>9,832,284</b>	<b>-1%</b>
<b>Ending Balance, June 30</b>	<b>\$5,537,387</b>	<b>\$6,360,533</b>	<b>\$5,562,255</b>	<b>\$7,713,412</b>	<b>\$5,877,487</b>		<b>\$4,108,257</b>	
Authorized FTE'S	0.00	0.00	0.00	0.00	0.00		0.00	

**CITY OF ANTIOCH  
2012-13 OPERATING BUDGET**

**SPECIAL REVENUE FUNDS**

**GAS TAX FUND (213) (Continued)**

The following is a list of budgeted capital projects:

<b>Capital Projects</b>	<b>2011-12 Revised</b>	<b>2012-13 Proposed</b>	<b>2013-14 Projected</b>
Putnam, Contra Loma, Hillcrest Overlay	\$2,190,000	\$0	\$0
Pavement Management System	0	25,000	25,000
Pavement Preventative Maintenance	0	200,000	200,000
Somersville Rd Bridge	1,635	0	0
Cavallo Rd Pavement Overlay	0	0	50,000
Traffic Signal Battery Back Up	87	0	0
Hillcrest Overlay	481	0	0
L St Undergrounding	218	0	0
Wilbur Ave Bridge	2,050,000	5,400,000	5,503,000
Fairview Dr Pavement Reconstruct.	163	0	0
Garrow Pavement Rehabilitation	0	50,000	530,000
2 <sup>nd</sup> St Pavement Rehabilitation	0	0	410,000
Country Hills Pavement Rehabilitation	0	150,000	980,000
G St Safety Improvements	1,599	0	0
Deer Valley Rd/Davison Pvmt Rehab	0	2,000,000	0
San Jose Dr Pavement Overlay	200,000	0	0
<b>Total Capital Projects</b>	<b>\$4,444,183</b>	<b>\$7,825,000</b>	<b>\$7,698,000</b>

**CITY OF ANTIOCH  
2012-13 OPERATING BUDGET**

**SPECIAL REVENUE FUNDS**

**ANIMAL CONTROL FUND (214)**

In 1978 the citizens of Antioch overwhelmingly voted for Measure A. This measure was for re-establishing, maintaining and operating a City animal shelter. Measure A authorized funds to be appropriated annually by the City Council. This fund accounts for revenues and expenditures of the City's animal services program. A portion of the revenues required to operate this function comes from animal licenses and shelter, adoption, handling, and impound fees. The remainder comes from a subsidy from the General Fund.

<b>ANIMAL CONTROL FUND 214</b>								
<b>Statement of Revenues, Expenditures and Change in Fund Balance</b>								
	<b>2009-10 Actual</b>	<b>2010-11 Actual</b>	<b>2011-12 Budget</b>	<b>2011-12 Revised</b>	<b>2012-13 Proposed</b>	<b>% Change</b>	<b>2013-14 Projected</b>	<b>% Change</b>
<b>Beginning Balance, July 1</b>	<b>\$0</b>	<b>\$0</b>	<b>\$21,485</b>	<b>\$21,485</b>	<b>\$0</b>		<b>\$0</b>	
<b>Revenue Source:</b>								
Current Service Charges	290,880	305,737	287,800	248,068	239,100	-4%	239,100	0%
Investment Income	0	0	0	28	0	-100%	0	0%
Revenue from Other Agencies	0	37,000	0	42,500	40,000	0%	40,000	0%
Other Revenue	12,933	14,268	11,000	11,399	11,000	-4%	11,000	0%
Transfers In	506,979	408,126	436,226	490,425	529,633	8%	568,314	7%
<b>Total Revenue</b>	<b>810,792</b>	<b>765,131</b>	<b>735,026</b>	<b>792,420</b>	<b>819,733</b>	<b>3%</b>	<b>858,414</b>	<b>5%</b>
<b>Expenditures:</b>								
Personnel	589,556	542,032	545,344	597,712	572,326	-4%	603,105	5%
Services & Supplies	221,236	201,250	189,134	215,645	246,852	14%	254,748	3%
Transfers Out	0	364	548	548	555	0%	561	1%
<b>Total Expenditures</b>	<b>810,792</b>	<b>743,646</b>	<b>735,026</b>	<b>813,905</b>	<b>819,733</b>	<b>1%</b>	<b>858,414</b>	<b>5%</b>
<b>Ending Balance, June 30</b>	<b>\$0</b>	<b>\$21,485</b>	<b>\$21,485</b>	<b>\$0</b>	<b>\$0</b>		<b>\$0</b>	

	<b>Authorized FTE's</b>	<b>Funded 2011-12</b>	<b>Funded 2012-13</b>	<b>Funded 2013-14</b>
<b>Authorized &amp; Funded FTE's</b>	9.85	7.85	7.85	7.85

**CITY OF ANTIOCH  
2012-13 OPERATING BUDGET**

**SPECIAL REVENUE FUNDS**

**ANIMAL CONTROL FUND (214) (Continued)**

**ANIMAL SERVICES DIVISION**

The Antioch Animal Services Center is responsible for the enforcement of State laws and City ordinances relating to the care, control and protection of animals and of our citizens. Officers' responsibilities include confining and picking up of stray, sick, vicious and dead animals; management of vaccination clinic; issuance of dog licenses; patrolling the City streets; control of animal nuisance problems and animal euthanasia. The Animal Shelter also provides adoption and volunteer and education programs.

<b>ANIMAL SERVICES (214-3320)</b>								
	<b>2009-10 Actual</b>	<b>2010-11 Actual</b>	<b>2011-12 Budget</b>	<b>2011-12 Revised</b>	<b>2012-13 Proposed</b>	<b>% Change</b>	<b>2013-14 Projected</b>	<b>% Change</b>
<b>Source of Funds:</b>								
Current Service Charges	290,880	305,737	287,800	248,068	239,100	-4%	239,100	0%
Investment Income	0	0	0	28	0	-100%	0	0%
Other	12,933	14,268	11,000	11,399	11,000	-4%	11,000	0%
Transfers In	506,979	408,126	436,226	490,425	529,633	8%	568,314	7%
<b>Total Source of Funds</b>	<b>810,792</b>	<b>728,131</b>	<b>735,026</b>	<b>749,920</b>	<b>779,733</b>	<b>4%</b>	<b>818,414</b>	<b>5%</b>
<b>Use of Funds:</b>								
Personnel	589,556	520,890	545,344	563,882	572,326	1%	603,105	5%
Services & Supplies	182,702	200,028	189,134	185,490	206,852	12%	214,748	4%
Transfers Out	0	364	548	548	555	1%	561	1%
<b>Total Use of Funds</b>	<b>772,258</b>	<b>721,282</b>	<b>735,026</b>	<b>749,920</b>	<b>779,733</b>	<b>4%</b>	<b>818,414</b>	<b>5%</b>
Authorized FTE'S	9.85	9.85	9.85	9.85	9.85		9.85	

**CITY OF ANTIOCH  
2012-13 OPERATING BUDGET**

**SPECIAL REVENUE FUNDS**

**ANIMAL CONTROL FUND (214) (Continued)**

**MADDIES GRANT DIVISION**

This division accounts for grant monies received by the animal shelter.

<b>MADDIES GRANT (214-3325)</b>								
	<b>2009-10 Actual</b>	<b>2010-11 Actual</b>	<b>2011-12 Budget</b>	<b>2011-12 Revised</b>	<b>2012-13 Proposed</b>	<b>% Change</b>	<b>2012-13 Proposed</b>	<b>% Change</b>
<b>Source of Funds:</b>								
Revenue from Other Agencies	0	37,000	0	42,500	40,000	-6%	40,000	0%
<b>Total Source of Funds</b>	<b>0</b>	<b>37,000</b>	<b>0</b>	<b>42,500</b>	<b>40,000</b>	<b>-6%</b>	<b>40,000</b>	<b>0%</b>
<b>Use of Funds:</b>								
Personnel	0	21,142	0	33,830	0	-100%	0	0%
Services & Supplies	38,534	1,222	0	30,155	40,000	33%	40,000	0%
<b>Total Use of Funds</b>	<b>38,534</b>	<b>22,364</b>	<b>0</b>	<b>63,985</b>	<b>40,000</b>	<b>-37%</b>	<b>40,000</b>	<b>0%</b>
Authorized FTE'S	0.00	0.00	0.00	0.00	0.00		0.00	

**CITY OF ANTIOCH  
2012-13 OPERATING BUDGET**

**SPECIAL REVENUE FUNDS**

**CIVIC ARTS FUND (215)**

This fund accounts for the City's Civic Arts Administration program. Revenue for this fund comes from the City's 10% Transient Occupancy Tax (TOT). An allocation of the TOT tax is paid to the Arts and Cultural Foundation (ACFA) to provide art and cultural programs within the community. \$23,000 is programmed in the budget to be allocated to ACFA in fiscal year 2013. City Council has directed that if TOT funding should fall short of this allocation, funds will be provided from the Child Care Fund. The program objectives and goals listed below reflect only the events/activities supported through City funding. Other events / activities not listed in Accomplishments / Goals are supported through other funding, such as business sponsorships, grants, nonprofit partnerships, in-kind services and reduction of staff / expenses. These activities are not included in this report.

**2011-2012 Accomplishments:**

- Held five (5) Lynn House Gallery exhibits featuring local artists and community groups  
Note: Art4Schools Exhibits were held at the gallery (4 exhibits, featuring 9 schools) supported through outside grants)
- 8th Annual Celebration of Art begins June 30<sup>th</sup> (Antioch Historical Society Museum), featuring 55+ local artists
- Partial support for Antioch's Free Summer Concert Series every Saturday in July & August  
Note: Matching Leshner Foundation funds for \$1.5k
- Maintenance for Lynn House Gallery, building /event insurance and other facilities related costs
- Fiscal sponsorship/event insurance/support for Delta Blues Festival

**2012-2013 Objectives:**

- Host five Lynn House Gallery exhibits (including Art4Schools exhibits)
- Host 9th Annual Celebration of Art at the Antioch Historical Society Museum
- Continue Antioch's Free Summer Concert Series (matching funds \$1.5k)
- Maintenance for Lynn House Gallery, building /event insurance and other facilities related costs
- Fiscal sponsorship/event insurance/support for Delta Blues Festival
- Continue community coverage (photo albums) to increase [www.art4antioch.org](http://www.art4antioch.org) website traffic, increase Facebook members and news articles in local print newspapers and online news sites.

**CITY OF ANTIOCH  
2012-13 OPERATING BUDGET**

**SPECIAL REVENUE FUNDS**

**CIVIC ARTS FUND (215) (Continued)**

<b>CIVIC ARTS (FUND 215)</b>								
<b>Statement of Revenues, Expenditures and Change in Fund Balance</b>								
	<b>2009-10 Actual</b>	<b>2010-11 Actual</b>	<b>2011-12 Budget</b>	<b>2011-12 Revised</b>	<b>2012-13 Proposed</b>	<b>% Change</b>	<b>2013-14 Projected</b>	<b>% Change</b>
<b>Beginning Balance, July 1</b>	<b>\$24,086</b>	<b>\$6,918</b>	<b>\$3,352</b>	<b>\$3,352</b>	<b>\$932</b>		<b>\$1,245</b>	
<b>Revenue Source:</b>								
Investment Income	-102	9	25	25	25	0%	25	0%
Transient Occupancy Tax	33,974	21,088	25,000	23,000	30,000	30%	30,000	0%
Transfers In	24,363	0	0	0	0	0%	0	0%
<b>Total Revenue</b>	<b>58,235</b>	<b>21,097</b>	<b>25,025</b>	<b>23,025</b>	<b>30,025</b>	<b>30%</b>	<b>30,025</b>	<b>0%</b>
<b>Expenditures:</b>								
Services & Supplies	72,533	22,218	23,880	23,328	27,443	18%	27,551	0%
Interfund Charges	2,870	2,445	2,144	2,117	2,269	7%	2,299	1%
<b>Total Expenditures</b>	<b>75,403</b>	<b>24,663</b>	<b>26,024</b>	<b>25,445</b>	<b>29,712</b>	<b>17%</b>	<b>29,850</b>	<b>0%</b>
<b>Ending Balance, June 30</b>	<b>\$6,918</b>	<b>\$3,352</b>	<b>\$2,353</b>	<b>\$932</b>	<b>\$1,245</b>		<b>\$1,420</b>	
Authorized FTE's	0.00	0.00	0.00	0.00	0.00		0.00	

**CITY OF ANTIOCH  
2012-13 OPERATING BUDGET**

**SPECIAL REVENUE FUNDS**

**PARK IN-LIEU FUND (216)**

Developers are required to donate land and/or improvements or pay an equivalent fee for neighborhood parks. Fees are placed in the Park-In-Lieu Fund, and used for acquisition of additional park land, and to pay for design and improvements to donated park acreage. Fees are based on the number of housing units built annually.

<b>PARK IN LIEU (FUND 216)</b>								
<b>Statement of Revenues, Expenditures and Change in Fund Balance</b>								
	<b>2008-09</b>	<b>2009-10</b>	<b>2010-11</b>	<b>2010-11</b>	<b>2011-12</b>	<b>%</b>	<b>2012-13</b>	<b>%</b>
	<b>Actual</b>	<b>Actual</b>	<b>Budget</b>	<b>Revised</b>	<b>Proposed</b>	<b>Change</b>	<b>Projected</b>	<b>Change</b>
<b>Beginning Balance, July 1</b>	<b>\$4,065,577</b>	<b>\$4,030,061</b>	<b>\$3,998,072</b>	<b>\$3,998,072</b>	<b>\$1,301,165</b>		<b>\$1,351,295</b>	
<b>Revenue Source:</b>								
Investment Income	55,414	45,344	5,000	20,000	21,000	5%	25,000	19%
Licenses & Permits	48,790	45,470	40,000	163,963	40,000	-76%	40,000	0%
<b>Total Revenues</b>	<b>104,204</b>	<b>90,814</b>	<b>45,000</b>	<b>183,963</b>	<b>61,000</b>	<b>-67%</b>	<b>65,000</b>	<b>7%</b>
<b>Expenditures:</b>								
Services & Supplies	107,172	100,969	15,000	80,000	10,000	-88%	10,000	0%
Prewett Parking Lot	30,193	20,410	0	0	0	0%	0	0%
Nelson Ranch	0	0	1,800,000	2,800,000	0	-100%	0	0%
Library Express Project	740	0	0	0	0	0%	0	0%
Interfund Charges	1,615	1,424	869	870	870	0%	833	-4%
<b>Total Expenditures</b>	<b>139,720</b>	<b>122,803</b>	<b>1,815,869</b>	<b>2,880,870</b>	<b>10,870</b>	<b>-100%</b>	<b>10,833</b>	<b>0%</b>
<b>Ending Balance, June 30</b>	<b>\$4,030,061</b>	<b>\$3,998,072</b>	<b>\$2,227,203</b>	<b>\$1,301,165</b>	<b>\$1,351,295</b>		<b>\$1,405,462</b>	
Authorized FTE'S	0.00	0.00	0.00	0.00	0.00		0.00	



**CITY OF ANTIOCH  
2012-13 OPERATING BUDGET**

**SPECIAL REVENUE FUNDS**

**SENIOR BUS FUND (218)**

This fund accounts for the City's Senior Bus Program, which provides door-to-door transportation to frail, elderly, and disabled individuals. The largest Revenue source has been the grant from the Metropolitan Transportation Commission which has been passed through to the Senior Bus Program by Tri-Delta Transit; additional revenues come from collections from the riders and reimbursement from a coupon program with the County Nutrition program to transport seniors to the site. Beginning in September 2012, Tri-Delta Transit will be taking over the Senior Bus Program. They will be providing the City with 5,000 free tickets each year and additional tickets will be purchased for \$2.50 each from Tri-Delta Transit. The City will then in turn sell these to seniors participating in the program for \$1.00 each. The \$1.50 subsidy per ticket will be funded by the accumulated fund balance that remains at the end of the City run program.

**2011-2012 Accomplishments:**

- Hired 2 part-time bus drivers in replacement of one full time vacant bus driver position.
- Created an excel ridership tracking system analyzing riders according to meal, Bedford and other categories.
- Filled open volunteer dispatching positions.
- Created a check list for all bus drivers to follow to insure daily procedures are accomplished.
- Implemented a monthly employee bus schedule for all bus drivers.
- Increased ridership by 3 %.
- Established bus transition policy and pricing for upcoming change over to Tri-Delta services.

**2012-2013 Objectives:**

- Monitor transition from City run program to Tri-Delta Transit service to ensure minimal impact to our seniors.
- Maintain subsidy budget from tickets provided by Tri-Delta Transit.

**CITY OF ANTIOCH  
2012-13 OPERATING BUDGET**

**SPECIAL REVENUE FUNDS**

**SENIOR BUS FUND (218) (Continued)**

<b>SENIOR BUS (FUND 218) Statement of Revenues, Expenditures and Change in Fund Balance</b>								
	<b>2009-10 Actual</b>	<b>2010-11 Actual</b>	<b>2011-12 Budget</b>	<b>2011-12 Revised</b>	<b>2012-13 Proposed</b>	<b>% Change</b>	<b>2013-14 Projected</b>	<b>% Change</b>
<b>Beginning Balance, July 1</b>	\$73,143	\$72,799	\$175,073	\$175,073	\$221,910		\$220,006	
<b>Revenue Source:</b>								
Investment Income	1,266	1,782	800	800	850	6%	875	3%
Current Service Charges	2,691	3,137	4,000	4,000	6,875	72%	7,500	9%
Revenue from other Agencies	248,699	317,462	285,000	281,500	47,293	-83%	0	-100%
<b>Total Revenues</b>	<b>252,656</b>	<b>322,381</b>	<b>289,800</b>	<b>286,300</b>	<b>55,018</b>	<b>-81%</b>	<b>8,375</b>	<b>-85%</b>
<b>Expenditures:</b>								
Personnel	155,809	130,208	154,140	133,200	21,998	-83%	0	-100%
Services & Supplies	48,729	44,241	55,007	60,357	15,389	-75%	6,250	-59%
Transfer Out	35,000	35,000	35,000	35,000	7,700	-78%	7,700	0%
Interfund Charges	13,462	10,658	10,540	10,906	11,835	9%	0	-100%
<b>Total Expenditures</b>	<b>253,000</b>	<b>220,107</b>	<b>254,687</b>	<b>239,463</b>	<b>56,922</b>	<b>-76%</b>	<b>13,950</b>	<b>-75%</b>
<b>Ending Balance, June 30</b>	<b>\$72,799</b>	<b>\$175,073</b>	<b>\$210,186</b>	<b>\$221,910</b>	<b>\$220,006</b>		<b>\$214,431</b>	

	<b>Authorized FTE's</b>	<b>Funded 2011-12</b>	<b>Funded 2012-13</b>	<b>Funded 2013-14</b>
<b>Authorized &amp; Funded FTE'S</b>	2.00	1.00	1.00*	0.00

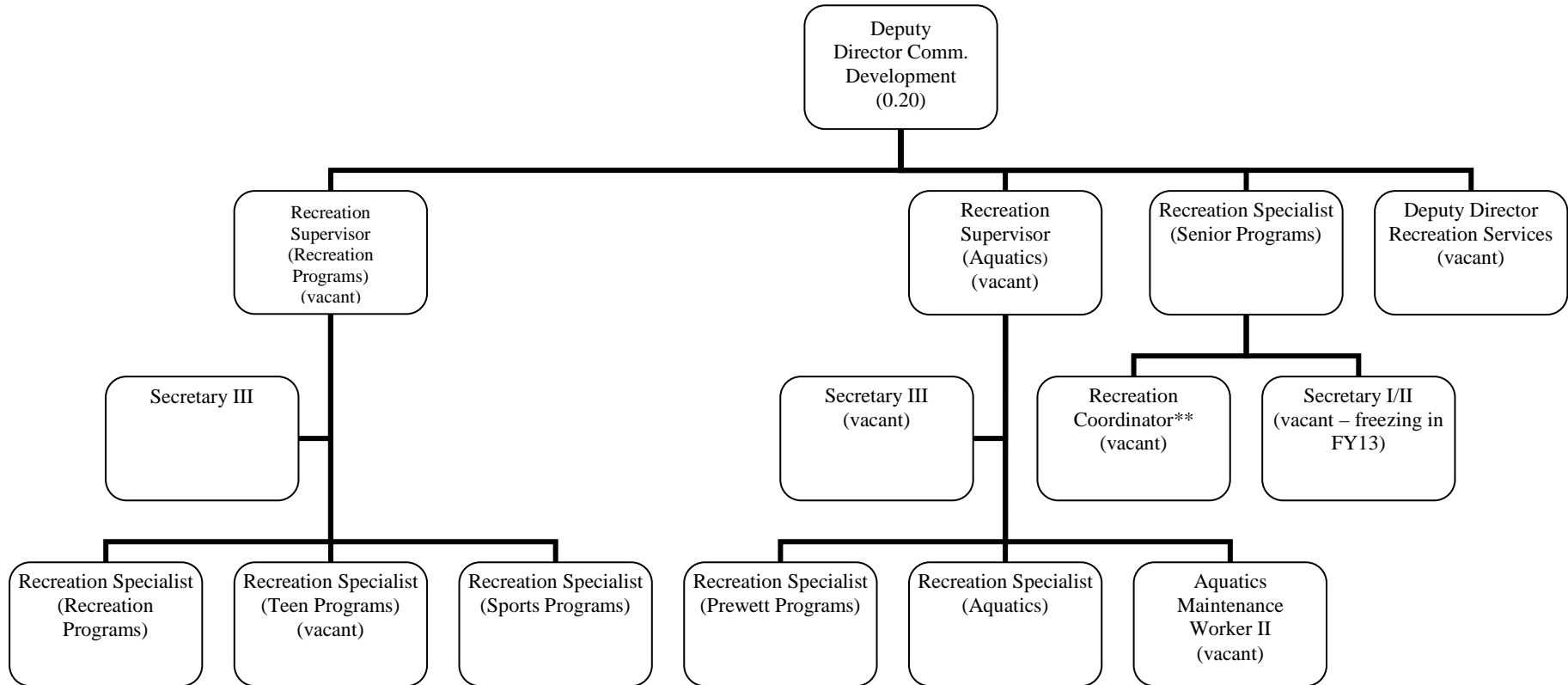
\*senior bus driver position funded only through end of city run program

**CITY OF ANTIOCH  
2012-13 OPERATING BUDGET**

**SPECIAL REVENUE FUNDS**

**RECREATION SERVICES FUND (219)**

Recreation Services provides the city's residents recreational, preschool, social and meeting space within the community. Recreation Services Recreation programs fall under the Community Development Department and are maintained as a Special Revenue Fund within the City's financial reporting structure.



# of Positions Authorized*	# Vacant Positions	# Proposed New Positions
14.20	8 (with new position)	1**
*Includes positions included in Prewett Park Enterprise Fund		
**Replace Secretary position previously authorized/funded with Recreation Coordinator		

**CITY OF ANTIOCH  
2012-13 OPERATING BUDGET**

**SPECIAL REVENUE FUNDS**

**RECREATION SERVICES FUND 219 (Continued)**

<b>RECREATION SERVICES (FUND 219)</b>								
<b>Statement of Revenues, Expenditures and Change in Fund Balance</b>								
	<b>2009-10</b>	<b>2010-11</b>	<b>2011-12</b>	<b>2011-12</b>	<b>2012-13</b>	<b>%</b>	<b>2013-14</b>	<b>%</b>
	<b>Actual</b>	<b>Actual</b>	<b>Budget</b>	<b>Revised</b>	<b>Proposed</b>	<b>Change</b>	<b>Projected</b>	<b>Change</b>
<b>Beginning Balance, July 1</b>	<b>\$63,723</b>	<b>\$44,027</b>	<b>\$67,690</b>	<b>\$67,690</b>	<b>\$82,121</b>		<b>\$82,085</b>	
<b>Revenue Source:</b>								
Investment Income	462	1,427	100	2,500	100	-96%	100	0%
Revenue from Other Agencies	577,455	724,789	645,894	496,415	12,000	-98%	12,000	0%
Current Service Charges	644,428	679,883	951,750	918,433	1,027,650	12%	1,027,650	0%
Other	33,770	56,855	45,000	340,168	38,500	-89%	38,500	0%
Transfer in from General Fund	395,150	136,038	456,295	116,772	391,720	235%	442,750	13%
Transfer in from RDA Fund	200,000	70,000	0	0	0	0%	0	0%
Transfer in from Senior Bus Fund	35,000	35,000	35,000	35,000	7,700	-78%	7,700	0%
Transfer in from Child Care Fund	35,000	85,000	35,000	35,000	35,000	0%	35,000	0%
<b>Total Revenue</b>	<b>1,921,265</b>	<b>1,788,992</b>	<b>2,169,039</b>	<b>1,944,288</b>	<b>1,512,670</b>	<b>-22%</b>	<b>1,563,700</b>	<b>3%</b>
<b>Expenditures:</b>								
Personnel	1,449,575	1,204,582	1,387,420	1,230,996	785,704	-36%	812,891	3%
Services & Supplies	491,386	554,221	761,488	689,054	717,069	4%	722,810	1%
Transfer Out	0	6,526	9,807	9,807	9,933	1%	10,041	1%
<b>Total Expenditures</b>	<b>1,940,961</b>	<b>1,765,329</b>	<b>2,158,715</b>	<b>1,929,857</b>	<b>1,512,706</b>	<b>-22%</b>	<b>1,545,742</b>	<b>2%</b>
<b>Ending Balance, June 30</b>	<b>\$44,027</b>	<b>\$67,690</b>	<b>\$78,014</b>	<b>\$82,121</b>	<b>\$82,085</b>		<b>\$100,043</b>	

**CITY OF ANTIOCH  
2012-13 OPERATING BUDGET**

**SPECIAL REVENUE FUNDS**

**RECREATION SERVICES FUND (219) (Continued)**

<b>RECREATION SERVICES STAFFING SUMMARY</b>				
	<b>Authorized FTE's</b>	<b>Funded 2011-12</b>	<b>Funded 2012-13</b>	<b>Funded 2013-14</b>
<b>Authorized &amp; Funded FTE's:</b>				
Senior Programs	3.00	1.00	2.00	2.00
Leisure Classes	2.00	1.00	1.00	1.00
Sports Programs	1.00	1.00	1.00	1.00
New Community Center	3.10	1.10	1.10	1.10
<b>Total Recreation Authorized &amp; Funded FTE's</b>	<b>9.10</b>	<b>4.10</b>	<b>5.10</b>	<b>5.10</b>

**CITY OF ANTIOCH  
2012-13 OPERATING BUDGET**

**SPECIAL REVENUE FUNDS**

**RECREATION SERVICES FUND (219) (Continued)**

**RECREATION SERVICES ADMINISTRATION (219-4410)**

The Recreation Services Division and the Community Center provide our residents recreational, social and meeting space within the community. This site is utilized primarily to offer a wide variety of recreation programs for the citizens of Antioch. Personnel assigned to this section are responsible for planning, organizing and supervising special program areas. There are seven activity sections comprised of sports, teens, concessions, classes, special populations, neighborhood centers/camps and senior services. This activity supports City programs and work in conjunction with community groups and non-profits to coordinate a variety of city wide activities. This area also provides City liaison support to the Parks and Recreation Commission, the Arts and Cultural Foundation of Antioch and Community Services.

**2011-2012 Accomplishments:**

- Increased non-profit group use of our new Community Center and maximized potential revenue generation. Targeted and marketed individual community groups for rental opportunities.
- Enhanced customer based relationships by providing them incentives and information packages.
- Hosted annual Mayor's conference.
- Summer/Fall 2011 – Utilized the outdoor amphitheater for 2 concerts.

**2013-2013 Objectives:**

- Continue to promote the rental opportunities of the class rooms and community hall.

**CITY OF ANTIOCH  
2012-13 OPERATING BUDGET**

**SPECIAL REVENUE FUNDS**

**RECREATION SERVICES FUND (219) (Continued)**

<b>RECREATION SERVICES ADMINISTRATION (219-4410)</b>								
	<b>2009-10 Actual</b>	<b>2010-11 Actual</b>	<b>2011-12 Budget</b>	<b>2011-12 Revised</b>	<b>2012-13 Proposed</b>	<b>% Change</b>	<b>2013-14 Projected</b>	<b>% Change</b>
<b>Source of Funds:</b>								
Investment Income	462	1,427	100	2,500	100	-96%	100	0%
Current Service Charges	35,114	31,618	20,000	46,964	30,000	-36%	30,000	0%
Other	0	0	0	300,000	0	0%	0	0%
Transfer in from General Fund	251,437	0	302,000	0	209,973	100%	249,700	19%
Transfers in from RDA Fund	200,000	70,000	0	0	0	0%	0	0%
<b>Total Source of Funds</b>	<b>487,013</b>	<b>103,045</b>	<b>322,100</b>	<b>349,464</b>	<b>240,073</b>	<b>-31%</b>	<b>279,800</b>	<b>17%</b>
<b>Use of Funds:</b>								
Personnel	361,239	133,889	101,210	4,330	6,600	52%	6,465	-2%
Services & Supplies	185,020	125,403	131,022	58,557	57,895	-1%	57,905	0%
Transfer Out	0	6,526	9,807	9,807	9,933	1%	10,041	1%
<b>Total Expenditures</b>	<b>546,259</b>	<b>265,818</b>	<b>242,039</b>	<b>72,694</b>	<b>74,428</b>	<b>2%</b>	<b>74,411</b>	<b>0%</b>
Authorized FTE'S	3.00	3.00	3.10	0.00	0.00		0.00	

**CITY OF ANTIOCH  
2012-13 OPERATING BUDGET**

**SPECIAL REVENUE FUNDS**

**RECREATION SERVICES FUND (219) (Continued)**

**SENIOR PROGRAMS (219-4420)**

Senior Programs provides administration of the Antioch Senior Center which is the socialization, recreation, information and referral center for senior services in the City of Antioch. Additional responsibilities include administration of the Senior Nutrition program and the Senior Bus Program (until September 1, 2012). These services include direct supervision, implementation, financial oversight (including fund raising) and clerical support. A very high percentage of the work force is volunteer, which entails continual recruitment and training.

**2011-2012 Accomplishments:**

- Implemented organization of program spaces in compliance with the health, fire and safety codes.
- Organized storage units to improve work environment and senior safety within the facility.
- Developed rental usage agreement for Antioch Senior Club and outside user groups.
- Secured facility with new locks and alarm codes with a key check out procedure.
- Partnered with the County and outside agencies for the 30<sup>th</sup> Annual Senior Picnic for 200 seniors around our community.
- Research and secure donations for 10 new lap top computers for the Computer Class (July 2011).

**2012-2013 Objectives:**

- Develop accurate tracking system for Senior Center programs and participation for CDBG reporting.
- Increase senior membership by 3%.
- Analyze and review current contracts and agreements between Antioch Senior Center Club and outside agencies and make recommendations for future Club relations and funding.
- Research and define appropriate roles and responsibilities between the Antioch Senior Club and the City of Antioch staff provided to the Senior Center.
- Create, develop and implement Antioch Senior Center Club membership tracking and financial record keeping.
- Restructure layout of membership newsletter and mailing procedures.



**CITY OF ANTIOCH  
2012-13 OPERATING BUDGET**

**SPECIAL REVENUE FUNDS**

**RECREATION SERVICES FUND (219) (Continued)**

<b>RECREATION SERVICES – SENIOR PROGRAMS (219-4420)</b>								
	<b>2009-10 Actual</b>	<b>2010-11 Actual</b>	<b>2011-12 Budget</b>	<b>2011-12 Revised</b>	<b>2012-13 Proposed</b>	<b>% Change</b>	<b>2013-14 Projected</b>	<b>% Change</b>
<b>Source of Funds:</b>								
Revenue from Other Agencies	16,000	22,504	20,000	18,000	18,000	0%	18,000	0%
Other	17,573	11,645	25,000	20,500	20,500	0%	20,500	0%
Transfer in from General Fund	143,713	136,038	154,295	116,772	181,747	56%	193,050	6%
Transfer in from Senior Bus	35,000	35,000	35,000	35,000	7,700	-78%	7,700	0%
<b>Total Source of Funds</b>	<b>212,286</b>	<b>205,187</b>	<b>234,295</b>	<b>190,272</b>	<b>227,947</b>	<b>20%</b>	<b>239,250</b>	<b>5%</b>
<b>Use of Funds:</b>								
Personnel	176,389	174,634	190,325	180,071	184,974	3%	195,470	6%
Services & Supplies	35,900	30,553	43,970	36,161	35,273	-2%	36,080	2%
<b>Total Use of Funds</b>	<b>212,289</b>	<b>205,187</b>	<b>234,295</b>	<b>216,232</b>	<b>220,247</b>	<b>2%</b>	<b>231,550</b>	<b>5%</b>
Authorized FTE'S	2.00	2.00	2.00	2.00	3.00		3.00	

**CITY OF ANTIOCH  
2012-13 OPERATING BUDGET**

**SPECIAL REVENUE FUNDS**

**RECREATION SERVICES FUND (219) (Continued)**

**RECREATION SERVICES CLASSES (219-4430)**

Recreation Services Classes provides a variety of instructional and educational classes and programs for a large spectrum of ages ranging from preschool through senior citizens. All activities are self-supporting with participants paying an activity fee which covers specific expenses associated with the activity. Activities are designed to provide introductory and intermediate level program experiences. Expansion includes online class offerings.

**2011-2012 Accomplishments:**

- Offered 2-3 hands-on computer classes in technology lab.
- Increased Art program opportunities in Recreation Guide by 20%
- Increased revenue in preschool classes by 15%.
- Collaborated with First 5 of Contra Costa to bring physically active subsidized programming to youth 5 & under.

**2012-2013 Objectives:**

- Increase Healthy Lifestyle programming aimed at healthy eating, physical activities, behavioral choices, stress and healthy weight.
- Develop afterschool recreation programming at 2 school sites.
- Coordinate quarterly amphitheater outdoor movie nights.
- Research new and improved recreation software to replace current outdated technology that will help increase productivity, and decrease current monthly software costs.

**CITY OF ANTIOCH  
2012-13 OPERATING BUDGET**

**SPECIAL REVENUE FUNDS**

**RECREATION SERVICES FUND (219) (Continued)**

<b>RECREATION SERVICES – CLASSES (219-4430)</b>								
	<b>2009-10</b>	<b>2010-11</b>	<b>2011-12</b>	<b>2011-12</b>	<b>2012-13</b>	<b>%</b>	<b>2013-14</b>	<b>%</b>
	<b>Actual</b>	<b>Actual</b>	<b>Budget</b>	<b>Revised</b>	<b>Proposed</b>	<b>Change</b>	<b>Projected</b>	<b>Change</b>
<b>Source of Funds:</b>								
Current Service Charges	297,253	284,605	350,000	350,000	385,000	10%	385,000	0%
Other	0	0	0	1,224	0	-100%	0	0%
Transfer in from Child Care Fund	0	0	0	0	35,000	100%	35,000	0%
<b>Total Source of Funds</b>	<b>297,253</b>	<b>284,605</b>	<b>350,000</b>	<b>351,224</b>	<b>420,000</b>	<b>20%</b>	<b>420,000</b>	<b>0%</b>
<b>Use of Funds:</b>								
Personnel	185,060	178,510	206,025	205,286	221,191	8%	226,610	2%
Services & Supplies	124,692	103,866	92,085	98,011	93,465	-5%	94,730	1%
<b>Total Use of Funds</b>	<b>309,752</b>	<b>282,376</b>	<b>298,110</b>	<b>303,297</b>	<b>314,656</b>	<b>4%</b>	<b>321,340</b>	<b>2%</b>
Authorized FTE'S	1.00	1.00	1.00	2.00	2.00		2.00	

**CITY OF ANTIOCH  
2012-13 OPERATING BUDGET**

**SPECIAL REVENUE FUNDS**

**RECREATION SERVICES FUND (219) (Continued)**

**NEIGHBORHOOD CENTER PROGRAMS (219-4440)**

The Neighborhood Center Program provides specialized activities for youth in a day camp format located at one of the centers. All activities are designed to be self-supporting. Activities include seasonal offerings from summer day camp to a variety of holiday day camp programs.

**2011-2012 Accomplishments:**

- Created new half day camp programs/opportunities for families.
- Reduced pricing of weekly in-house camp offering to make more affordable.

**2012-2013 Objectives:**

- Offer filmmaking camps for youth aged 7-13 years.
- Increase science based camp offerings for preschool aged children.
- Develop & implement updated safety training for staff working with minors.

<b>RECREATION SERVICES – NEIGHBORHOOD CENTER (219-4440)</b>								
	<b>2009-10</b>	<b>2010-11</b>	<b>2011-12</b>	<b>2011-12</b>	<b>2012-13</b>	<b>%</b>	<b>2013-14</b>	<b>%</b>
	<b>Actual</b>	<b>Actual</b>	<b>Budget</b>	<b>Revised</b>	<b>Proposed</b>	<b>Change</b>	<b>Projected</b>	<b>Change</b>
<b>Source of Funds:</b>								
Current Service Charges	34,054	21,813	36,000	12,000	20,000	67%	20,000	0%
Other	0	0	0	10	0	-100%	0	0%
<b>Total Source of Funds</b>	<b>34,054</b>	<b>21,813</b>	<b>36,000</b>	<b>12,010</b>	<b>20,000</b>	<b>67%</b>	<b>20,000</b>	<b>0%</b>
<b>Use of Funds:</b>								
Personnel	11,383	10,610	16,890	6,160	10,435	69%	10,535	1%
Services & Supplies	9,815	4,612	5,495	4,175	4,935	18%	4,935	0%
<b>Total Use of Funds</b>	<b>21,198</b>	<b>15,222</b>	<b>22,385</b>	<b>10,335</b>	<b>15,370</b>	<b>49%</b>	<b>15,470</b>	<b>1%</b>
Authorized FTE'S	0.00	0.00	0.00	0.00	0.00		0.00	

**CITY OF ANTIOCH  
2012-13 OPERATING BUDGET**

**SPECIAL REVENUE FUNDS**

**RECREATION SERVICES FUND (219) (Continued)**

**SPORTS PROGRAMS (219-4450)**

The Sports Programs activity provides opportunities for youth and adults to take part in a variety of sports activities on a year-round basis. All activities are designed to be self-supporting. The youth activities are based on a philosophy of kids first, winning second. Instruction, sportsmanship, competition and fun are part of every activity. Current focus is on elementary and middle school age youth. The activities offered include Nerf and flag football, soccer, sport camps, sports classes, baseball and basketball. The adult activities are conducted in a controlled, positive atmosphere with offerings in both a competitive and low key social level. Activities include softball, basketball, tennis, golf and volleyball with plans to expand into soccer. In addition to the direct sports activity offering, other programs are supported through facility management. These include picnic reservations and City wide youth/adult sports field scheduling with the non-profit organizations and youth sports ball field preparations. Outreach has included creating relationships with non-profits such as the PAL and the First 5 program.

**2011-2012 Accomplishments:**

- Booked out every weekend with youth and adult programs at the Antioch Community Park Sports Complex (both ball & soccer fields) from January 2012 through December 2012.
- 2011 set a high of 500 kids who participated in the Junior Giants baseball program for ages 5 to 13 years.
- Continued collaboration with the Parks Department with prioritizing new/old maintenance issues in all of our parks.

**2012-2013 Objectives:**

- Continue to remain alert to "NEW" trends in the area of youth and adult sports programming development along with any specific resources that pertain to these new trends with special emphasis on indoor gym activities.
- Continue to hire, develop and maintain custodial staff and evening attendants for Community Center operations.
- Continue to capitalize on physical facilities (location, capacity, etc) along with developing new opportunities to draw more participant and spectator events at Antioch Community Park Sports Complex, Antioch City Park and the new gymnasium at the Antioch Community Center.
- Increase community outreach along with maintaining outstanding customer service.
- Continue to improve internal communications.
- Improve marketing, advertising and public relations.
- Winter 2013 we will be expanding our youth basketball program to now include 9<sup>th</sup> and 10<sup>th</sup> graders.

**CITY OF ANTIOCH  
2012-13 OPERATING BUDGET**

**SPECIAL REVENUE FUNDS**

**RECREATION SERVICES FUND (219) (Continued)**

<b>RECREATION SERVICES – SPORTS PROGRAMS (219-4450)</b>								
	<b>2009-10 Actual</b>	<b>2010-11 Actual</b>	<b>2011-12 Budget</b>	<b>2011-12 Revised</b>	<b>2012-13 Proposed</b>	<b>% Change</b>	<b>2013-14 Projected</b>	<b>% Change</b>
<b>Source of Funds:</b>								
Current Service Charges	231,936	227,511	285,650	280,934	310,650	11%	310,650	0%
Other	0	0	0	105	0	-100%	0	0%
<b>Total Source of Funds</b>	<b>231,936</b>	<b>227,511</b>	<b>285,650</b>	<b>281,039</b>	<b>310,650</b>	<b>11%</b>	<b>310,650</b>	<b>0%</b>
<b>Use of Funds:</b>								
Personnel	152,218	152,874	159,530	164,605	165,721	1%	170,620	3%
Services & Supplies	98,466	106,794	112,453	110,983	116,100	5%	117,045	1%
<b>Total Use of Funds</b>	<b>250,684</b>	<b>259,668</b>	<b>271,983</b>	<b>275,588</b>	<b>281,821</b>	<b>2%</b>	<b>287,665</b>	<b>2%</b>
Authorized FTE'S	1.00	1.00	1.00	1.00	1.00		1.00	

**CITY OF ANTIOCH  
2012-13 OPERATING BUDGET**

**SPECIAL REVENUE FUNDS**

**RECREATION SERVICES FUND (219) (Continued)**

**TEEN PROGRAMS (219-4461)/AFTER SCHOOL PROGRAMS (219-4462)**

Teen Programs provide recreation and social programs for middle and high school teens. The activities and programs are day excursions, camps, after school programs and recreation classes. The Recreation Specialist position is subsidized beyond fees collected to assist in meeting teen needs in areas that are not always able to recoup full expenses such as Youth Council Activities, special events. Grants have funded the after school programming in collaboration with the School District.

**2011-2012 Accomplishments:**

- Created and implemented new Coyote Hills Teen Camp for summer 2011.
- Developed Recreation Department Social media advertising opportunities.
- Increased staff retention and motivation by creating and implementing a staff incentive program.
- Created an After School Program parent manual in English and Spanish that covers all the program expectations and policy and procedures.
- Assisted with A.U.S.D. on implementation of After School Program Plan required by grant.
- Expanded Farm 2 Kid program from four sites to six.

**2012-2013 Objectives:**

- Teen Programs will merge with Recreation Classes (219-4430) beginning July 1, 2012.
- After School Programs – The City of Antioch will no longer be in contract to provide after school program services after this fiscal year. This program will be managed by the Antioch Unified School District.

**CITY OF ANTIOCH  
2012-13 OPERATING BUDGET**

**SPECIAL REVENUE FUNDS**

**RECREATION SERVICES FUND (219) (Continued)**

<b>RECREATION SERVICES - TEEN PROGRAMS (219-4461)*</b>								
	<b>2009-10</b>	<b>2010-11</b>	<b>2011-12</b>	<b>2011-12</b>	<b>2012-13</b>	<b>%</b>	<b>2013-14</b>	<b>%</b>
	<b>Actual</b>	<b>Actual</b>	<b>Budget</b>	<b>Revised</b>	<b>Proposed</b>	<b>Change</b>	<b>Projected</b>	<b>Change</b>
<b>Source of Funds:</b>								
Revenue from Other Agencies	569,455	0	0	0	0	0%	0	0%
Other Service Charges	11,383	5,891	13,600	3,423	0	-100%	0	0%
Transfer in from Child Care Fund	35,000	85,000	35,000	35,000	0	-100%	0	0%
<b>Total Source of Funds</b>	<b>615,838</b>	<b>90,891</b>	<b>48,600</b>	<b>38,423</b>	<b>0</b>	<b>-100%</b>	<b>0</b>	<b>0%</b>
<b>Use of Funds:</b>								
Personnel	544,408	27,989	26,445	9,320	0	-100%	0	0%
Services & Supplies	18,601	5,175	6,275	2,258	0	-100%	0	0%
<b>Total Use of Funds</b>	<b>563,009</b>	<b>33,164</b>	<b>32,720</b>	<b>11,578</b>	<b>0</b>	<b>-100%</b>	<b>0</b>	<b>0%</b>
Authorized FTE'S	1.00	1.00	0.20	0.00	0.00		0.00	

\*This division combined with division 4430 beginning in FY13.

<b>RECREATION SERVICES – AFTER SCHOOL PROGRAMS (219-4462)**</b>								
	<b>2009-10</b>	<b>2010-11</b>	<b>2011-12</b>	<b>2011-12</b>	<b>2012-13</b>	<b>%</b>	<b>2013-14</b>	<b>%</b>
	<b>Actual</b>	<b>Actual</b>	<b>Budget</b>	<b>Revised</b>	<b>Proposed</b>	<b>Change</b>	<b>Projected</b>	<b>Change</b>
<b>Source of Funds:</b>								
Revenue from Other Agencies	0	712,789	633,894	484,415	0	-100%	0	0%
<b>Total Source of Funds</b>	<b>0</b>	<b>712,789</b>	<b>633,894</b>	<b>484,415</b>	<b>0</b>	<b>-100%</b>	<b>0</b>	<b>0%</b>
<b>Use of Funds:</b>								
Personnel	0	459,363	603,823	437,106	0	-100%	0	0%
Services & Supplies	0	24,688	25,295	19,042	0	-100%	0	0%
<b>Total Use of Funds</b>	<b>0</b>	<b>484,051</b>	<b>629,118</b>	<b>456,148</b>	<b>0</b>	<b>-100%</b>	<b>0</b>	<b>0%</b>
Authorized FTE'S	0.00	0.00	0.80	0.00	0.00		0.00	

\*\*Program with Antioch Unified School District discontinued in FY13.



**CITY OF ANTIOCH  
2012-13 OPERATING BUDGET**

**SPECIAL REVENUE FUNDS**

**RECREATION SERVICES FUND (219) (Continued)**

**SPECIAL POPULATION PROGRAMS (219-4470)**

Special Population Programs provide for the program needs of the disabled in meeting requirements for implementing the Americans with Disabilities Act (ADA). Activities may require special needs or arrangements (i.e., excursion uses with lifts/signers for the hearing impaired or other needs related to Recreation Services activities). The annual needs are difficult to anticipate in meeting the ADA-mandated requirements for our community.

**2011-2012 Accomplishments:**

- Increased interpreter services/assistance hours by 10%.
- Expanded the exposure of the Special Population Program and maintained the program assistance hourly fees below \$30.00.

**2012-2013 Objectives:**

- Develop a mailing list of special needs support groups.
- Create/distribute a program specific mailer/information sheet.
- Expand the profile of the opportunity in the Recreation Guide.

<b>RECREATION SERVICES - SPECIAL POPULATION (219-4470)</b>								
	<b>2009-10 Actual</b>	<b>2010-11 Actual</b>	<b>2011-12 Budget</b>	<b>2011-12 Revised</b>	<b>2012-13 Proposed</b>	<b>% Change</b>	<b>2013-14 Projected</b>	<b>% Change</b>
<b>Source of Funds:</b>								
Current Service Charges	7,378	5,973	10,000	4,155	10,000	141%	10,000	0%
Other	184	58	0	329	0	-100%	0	0%
<b>Total Source of Funds</b>	<b>7,562</b>	<b>6,031</b>	<b>10,000</b>	<b>4,484</b>	<b>10,000</b>	<b>123%</b>	<b>10,000</b>	<b>0%</b>
<b>Use of Funds:</b>								
Personnel	0	293	3,100	1,100	3,100	182%	3,100	0%
Services & Supplies	400	669	5,800	1,600	5,800	263%	5,800	0%
<b>Total Use of Funds</b>	<b>400</b>	<b>962</b>	<b>8,900</b>	<b>2,700</b>	<b>8,900</b>	<b>230%</b>	<b>8,900</b>	<b>0%</b>
Authorized FTE'S	0.00	0.00	0.00	0.00	0.00		0.00	

**CITY OF ANTIOCH  
2012-13 OPERATING BUDGET**

**SPECIAL REVENUE FUNDS**

**RECREATION SERVICES FUND (219) (Continued)**

**CONCESSION OPERATIONS (219-4480)**

Snack Bar/Concession Operations provides for the operation of the snack bar at the Antioch Community Park. The snack bar is open to correspond with scheduled activities that occur between April and November. Expansion of the new snack bar at City Park and its operational control will be included in this division.

**2011 - 2012 Accomplishments:**

- New menu board and signage to enhance snack bar sales.
- Updated menu to provide healthy snack choices.
- Continue to create a positive revenue snack bar and promote the highest possible customer service training for staff.

**2012-2013 Objectives:**

- Implement inventory control program.
- Increase pricing to cover increased cost.
- Continue to develop snack bar staff and customer service responsibilities.

<b>RECREATION SERVICES - CONCESSIONS (219-4480)</b>								
	<b>2009-10</b>	<b>2010-11</b>	<b>2011-12</b>	<b>2011-12</b>	<b>2012-13</b>	<b>%</b>	<b>2013-14</b>	<b>%</b>
	<b>Actual</b>	<b>Actual</b>	<b>Budget</b>	<b>Revised</b>	<b>Proposed</b>	<b>Change</b>	<b>Projected</b>	<b>Change</b>
<b>Source of Funds:</b>								
Current Service Charges	27,310	11,288	36,500	20,957	22,000	5%	22,000	0%
Other	13	-35	0	0	0	0%	0	0%
<b>Total Source of Funds</b>	<b>27,323</b>	<b>11,253</b>	<b>36,500</b>	<b>20,957</b>	<b>22,000</b>	<b>5%</b>	<b>22,000</b>	<b>0%</b>
<b>Use of Funds:</b>								
Personnel	10,666	7,384	11,800	7,455	5,400	-28%	5,560	3%
Services & Supplies	18,492	8,783	19,055	9,750	9,050	-7%	8,500	-6%
<b>Total Use of Funds</b>	<b>29,158</b>	<b>16,167</b>	<b>30,855</b>	<b>17,205</b>	<b>14,450</b>	<b>-16%</b>	<b>14,060</b>	<b>-3%</b>
Authorized FTE'S	0.00	0.00	0.00	0.00	0.00		0.00	

**CITY OF ANTIOCH  
2012-13 OPERATING BUDGET**

**SPECIAL REVENUE FUNDS**

**RECREATION SERVICES FUND (219) (Continued)**

**SENIOR NUTRITION PROGRAM (219-4490)**

Senior Nutrition provides administration to the County-sponsored Nutrition Site #13, as well as direct supervision of the volunteers that facilitate the distribution of the provided meals. This supervision includes the quality control checkpoints as outlined by the County staff, reporting procedures, daily reservation and fee collections. The program serves nutritious meals to all seniors 60 years of age and greater, five days a week at a suggested donation fee of \$1.75.

**2011-2012 Accomplishments:**

- Continued to maintain program operations.
- Hired a part-time employee to improve programs reporting accuracy.
- Maintained consistent staffing and volunteer schedule five days a week.
- Implemented cancelation policy and procedures.
- Reduced overall participant cancelations.
- Restructured and implemented a new check-in procedure for the meal program.

**2012-2013 Objectives:**

- Continue to maintain a low number of cancelations 2%-3% in compliance with County requirements.
- Increase accuracy with digital scanners to eliminate written reporting to county each month.
- Create and develop a new transition process for upcoming fiscal year on all required County Napis forms.

<b>RECREATION SERVICES - NUTRITION PROGRAM (219-4490)</b>								
	<b>2009-10</b>	<b>2010-11</b>	<b>2011-12</b>	<b>2011-12</b>	<b>2012-13</b>	<b>%</b>	<b>2013-14</b>	<b>%</b>
	<b>Actual</b>	<b>Actual</b>	<b>Budget</b>	<b>Revised</b>	<b>Proposed</b>	<b>Change</b>	<b>Projected</b>	<b>Change</b>
<b>Source of Funds:</b>								
Revenue from Other Agencies	8,000	12,000	12,000	12,000	12,000	0%	12,000	0%
<b>Total Source of Funds</b>	<b>8,000</b>	<b>12,000</b>	<b>12,000</b>	<b>12,000</b>	<b>12,000</b>	<b>0%</b>	<b>12,000</b>	<b>0%</b>
<b>Use of Funds:</b>								
Personnel	8,212	8,579	9,381	11,151	11,191	0%	11,311	1%
<b>Total Use of Funds</b>	<b>8,212</b>	<b>8,579</b>	<b>9,381</b>	<b>11,151</b>	<b>11,191</b>	<b>0%</b>	<b>11,311</b>	<b>1%</b>
Authorized FTE'S	0.00	0.00	0.00	0.00	0.00		0.00	

**CITY OF ANTIOCH  
2012-13 OPERATING BUDGET**

**SPECIAL REVENUE FUNDS**

**RECREATION SERVICES FUND (219) (Continued)**

**NEW COMMUNITY CENTER (219-4495)**

This division accounts for the operations of the new community center that opened in 2011.

<b>RECREATION SERVICES – NEW COMMUNITY CENTER (219-4495)</b>								
	<b>2009-10 Actual</b>	<b>2010-11 Actual</b>	<b>2011-12 Budget</b>	<b>2011-12 Revised</b>	<b>2012-13 Proposed</b>	<b>% Change</b>	<b>2013-14 Projected</b>	<b>% Change</b>
<b>Source of Funds:</b>								
Current Service Charges	0	91,184	200,000	200,000	250,000	25%	250,000	0%
Other	0	22,683	0	0	0	0%	0	0%
<b>Total Source of Funds</b>	<b>0</b>	<b>113,867</b>	<b>200,000</b>	<b>200,000</b>	<b>250,000</b>	<b>25%</b>	<b>250,000</b>	<b>0%</b>
<b>Use of Funds:</b>								
Personnel	0	50,457	58,891	204,412	177,092	-13%	183,220	3%
Services & Supplies	0	143,678	320,038	348,517	394,551	13%	397,815	1%
<b>Total Use of Funds</b>	<b>0</b>	<b>194,135</b>	<b>378,929</b>	<b>552,929</b>	<b>571,643</b>	<b>3%</b>	<b>581,035</b>	<b>2%</b>
Authorized FTE'S	0.00	0.00	0.00	3.10	3.10		3.10	

**CITY OF ANTIOCH  
2012-13 OPERATING BUDGET**

**SPECIAL REVENUE FUNDS**

**TRAFFIC SIGNAL FUND (220)**

This fund accounts for traffic signal fees collected from developers to fund off-site traffic signals.

<b>TRAFFIC SIGNAL FUND (FUND 220)</b>								
<b>Statement of Revenues, Expenditures and Change in Fund Balance</b>								
	<b>2009-10</b>	<b>2010-11</b>	<b>2011-12</b>	<b>2011-12</b>	<b>2012-13</b>	<b>%</b>	<b>2013-14</b>	<b>%</b>
	<b>Actual</b>	<b>Actual</b>	<b>Budget</b>	<b>Revised</b>	<b>Proposed</b>	<b>Change</b>	<b>Projected</b>	<b>Change</b>
<b>Beginning Balance, July 1</b>	<b>\$1,033,292</b>	<b>\$1,061,646</b>	<b>\$1,066,350</b>	<b>\$1,066,350</b>	<b>\$1,111,082</b>		<b>\$690,578</b>	
<b>Revenue Source:</b>								
Investment Income	14,556	12,334	3,000	5,000	2,500	-50%	2,000	-20%
Current Service Charges	49,401	38,912	50,000	68,462	50,000	0%	50,000	0%
Other	5,078	0	0	0	0	0%	0	0%
<b>Total Revenue</b>	<b>69,035</b>	<b>51,246</b>	<b>53,000</b>	<b>73,462</b>	<b>52,500</b>	<b>-29%</b>	<b>52,000</b>	<b>-1%</b>
<b>Expenditures:</b>								
Services & Supplies	3,584	3,718	2,500	2,500	2,500	0%	2,500	0%
Signals/Various Locations	35,285	41,012	250,000	20,000	464,000	2220%	250,000	-46%
Interfund Charges	1,812	1,812	6,231	6,230	6,504	4%	2,245	-65%
<b>Total Expenditures</b>	<b>40,681</b>	<b>46,542</b>	<b>258,731</b>	<b>28,730</b>	<b>473,004</b>	<b>1546%</b>	<b>254,745</b>	<b>-46%</b>
<b>Ending Balance, June 30</b>	<b>\$1,061,646</b>	<b>\$1,066,350</b>	<b>\$860,619</b>	<b>\$1,111,082</b>	<b>\$690,578</b>		<b>\$487,833</b>	
Authorized FTE's	0.00	0.00	0.00	0.00	0.00		0.00	

**CITY OF ANTIOCH  
2012-13 OPERATING BUDGET**

**SPECIAL REVENUE FUNDS**

**ASSET FORFEITURE (221)**

This fund accounts for monies seized during drug enforcement activities. Monies are held by the City until cases are settled by the courts. Monies are then either reverted to the City or returned to the rightful owner. Monies reverted to the City must be used for legitimate law enforcement purposes.

<b>ASSET FORFEITURE (FUND 221)</b>								
<b>Statement of Revenues, Expenditures and Change in Fund Balance</b>								
	<b>2009-10 Actual</b>	<b>2010-11 Actual</b>	<b>2011-12 Budget</b>	<b>2011-12 Revised</b>	<b>2012-13 Proposed</b>	<b>% Change</b>	<b>2013-14 Projected</b>	<b>% Change</b>
<b>Beginning Balance, July 1</b>	<b>\$198,547</b>	<b>\$141,916</b>	<b>\$22,062</b>	<b>\$22,062</b>	<b>\$630</b>		<b>\$558</b>	
<b>Revenue Source:</b>								
Investment Income	6,468	2,466	750	1,100	100	-91%	200	100%
Asset Forfeiture	41,621	51,969	30,000	40,000	30,000	-25%	30,000	0%
Other	0	0	0	209	0	-100%	0	0%
<b>Total Revenue</b>	<b>48,089</b>	<b>54,435</b>	<b>30,750</b>	<b>41,309</b>	<b>30,100</b>	<b>-27%</b>	<b>30,200</b>	<b>0%</b>
<b>Expenditures:</b>								
Services & Supplies	97,099	167,571	51,600	58,172	25,500	-56%	25,000	-2%
Interfund Charges	7,621	6,718	4,571	4,569	4,672	2%	4,569	-2%
<b>Total Expenditures</b>	<b>104,720</b>	<b>174,289</b>	<b>56,171</b>	<b>62,741</b>	<b>30,172</b>	<b>-52%</b>	<b>29,569</b>	<b>-2%</b>
<b>Ending Balance, June 30</b>	<b>\$141,916</b>	<b>\$22,062</b>	<b>(\$3,359)</b>	<b>\$630</b>	<b>\$558</b>		<b>\$1,189</b>	
Authorized FTE's	0.00	0.00	0.00	0.00	0.00		0.00	

**CITY OF ANTIOCH  
2012-13 OPERATING BUDGET**

**SPECIAL REVENUE FUNDS**

**MEASURE J GROWTH MANAGEMENT FUND (222)**

Measure J revenue is derived from a voter-approved, one-half cent sales tax in Contra Costa County. The City receives allocations from the Contra Costa Transportation Authority (CCTA) to be used for transportation improvement and maintenance projects provided that the City complies with the Growth Management Program. Formally Measure C which expired March 30, 2009; voters approved Measure J which began April 1, 2009, to continue this measure.

<b>MEASURE J GROWTH MANAGEMENT (FUND 222)</b>								
<b>Statement of Revenues, Expenditures and Change in Fund Balance</b>								
	<b>2009-10</b>	<b>2010-11</b>	<b>2011-12</b>	<b>2011-12</b>	<b>2012-13</b>	<b>%</b>	<b>2013-14</b>	<b>%</b>
	<b>Actual</b>	<b>Actual</b>	<b>Budget</b>	<b>Revised</b>	<b>Proposed</b>	<b>Change</b>	<b>Projected</b>	<b>Change</b>
<b>Beginning Balance, July 1</b>	<b>\$4,988,733</b>	<b>\$5,149,341</b>	<b>\$4,224,495</b>	<b>\$4,224,495</b>	<b>\$3,555,652</b>		<b>\$3,278,808</b>	
<b>Revenue Source:</b>								
Investment Income	92,478	50,813	15,000	15,000	10,000	-33%	12,000	20%
Revenue from Other Agencies	1,362,599	953,997	886,845	1,177,032	1,008,986	-14%	1,029,165	2%
Charges for Services	8,500	1,900	0	0	0	0%	0	0%
Other	0	0	0	1,877	0	-100%	0	0%
<b>Total Revenue</b>	<b>1,463,577</b>	<b>1,006,710</b>	<b>901,845</b>	<b>1,192,032</b>	<b>1,018,986</b>	<b>-15%</b>	<b>1,041,165</b>	<b>2%</b>
<b>Expenditures:</b>								
Personnel	0	3,251	0	0	0	0%	0	0%
Services & Supplies	30,706	27,011	27,000	277,000	63,000	-77%	63,000	0%
Capital Projects	1,219,933	1,849,126	1,856,080	1,192,231	1,000,000	-16%	750,000	-25%
Transfer Out	0	0	0	389,156	200,000	-49%	0	-100%
Interfund Charges	52,330	52,168	2,483	2,488	32,830	1220%	7,708	-77%
<b>Total Expenditures</b>	<b>1,302,969</b>	<b>1,931,556</b>	<b>1,885,563</b>	<b>1,860,875</b>	<b>1,295,830</b>	<b>-30%</b>	<b>820,708</b>	<b>-37%</b>
<b>Ending Balance, June 30</b>	<b>\$5,149,341</b>	<b>\$4,224,495</b>	<b>\$3,240,777</b>	<b>\$3,555,652</b>	<b>\$3,278,808</b>		<b>\$3,499,265</b>	
Authorized FTE's	0.00	0.00	0.00	0.00	0.00		0.00	

**CITY OF ANTIOCH  
2012-13 OPERATING BUDGET**

**SPECIAL REVENUE FUNDS**

**MEASURE J GROWTH MANAGEMENT FUND (222) (Continued)**

The following is a list of budgeted capital projects:

<b>Capital Projects</b>	<b>2011-12 Revised</b>	<b>2012-13 Proposed</b>	<b>2013-14 Projected</b>
Delta Fair Pavement	\$175,778	\$0	\$0
Wilbur Ave Bridge	0	700,000	700,000
Lone Tree Way Intersection Impr. Phase C	0	300,000	0
Lone Tree Way Pavement Overlay	0	0	50,000
Hillcrest Ave/E 18th Street	1,016,453	0	0
<b>Total Capital Projects</b>	<b>\$1,192,231</b>	<b>\$1,000,000</b>	<b>\$750,000</b>



**CITY OF ANTIOCH  
2012-13 OPERATING BUDGET**

**SPECIAL REVENUE FUNDS**

**CHILD CARE FUND (223)**

The Child Care Fund accounts for lease revenue received from the YWCA and City expenditures relating to the Mary Rocha Child Care Center at 931 Cavallo Road. In 1990 the City purchased a modular building for \$240,000 and made improvements in the amount of \$75,000 for a low income child care facility. The land and modular building of the center belong to the City.

<b>CHILD CARE (FUND 223)</b>								
<b>Statement of Revenues, Expenditures and Change in Fund Balance</b>								
	<b>2009-10</b>	<b>2010-11</b>	<b>2011-12</b>	<b>2011-12</b>	<b>2012-13</b>	<b>%</b>	<b>2013-14</b>	<b>%</b>
	<b>Actual</b>	<b>Actual</b>	<b>Budget</b>	<b>Revised</b>	<b>Proposed</b>	<b>Change</b>	<b>Projected</b>	<b>Change</b>
<b>Beginning Balance, July 1</b>	<b>\$157,365</b>	<b>\$154,516</b>	<b>\$73,486</b>	<b>\$73,486</b>	<b>\$100,735</b>		<b>\$100,042</b>	
<b>Revenue Source:</b>								
Investment Income	1,994	1,793	1,500	800	1,000	25%	1,000	0%
Current Service Charges	66,857	67,592	68,201	69,215	70,600	2%	72,012	2%
<b>Total Revenue</b>	<b>68,851</b>	<b>69,385</b>	<b>69,701</b>	<b>70,015</b>	<b>71,600</b>	<b>2%</b>	<b>73,012</b>	<b>2%</b>
<b>Expenditures:</b>								
Personnel	3,499	0	0	0	0	0%	0	0%
Services & Supplies	32,375	14,584	1,480	6,768	1,375	-80%	1,423	3%
Transfers Out	35,000	135,000	35,000	35,000	70,000	100%	70,000	0%
Interfund Charges	826	831	952	998	918	-8%	930	1%
<b>Total Expenditures</b>	<b>71,700</b>	<b>150,415</b>	<b>37,432</b>	<b>42,766</b>	<b>72,293</b>	<b>69%</b>	<b>72,353</b>	<b>0%</b>
<b>Ending Balance, June 30</b>	<b>\$154,516</b>	<b>\$73,486</b>	<b>\$105,755</b>	<b>\$100,735</b>	<b>\$100,042</b>		<b>\$100,701</b>	
Authorized FTE's	0.00	0.00	0.00	0.00	0.00		0.00	

**CITY OF ANTIOCH  
2012-13 OPERATING BUDGET**

**SPECIAL REVENUE FUNDS**

**TIDELANDS FUND (225)**

In 1990, the California State Legislature passed Assembly Bill 1900 that created tidelands entitlement areas. Funds are generated by payments from the lessees of the City's tidelands areas. This revenue is limited to improving accessibility and/or protection of the City's waterfront areas.

<b>TIDELAND (FUND 225)</b>								
<b>Statement of Revenues, Expenditures and Change in Fund Balance</b>								
	<b>2008-09 Actual</b>	<b>2009-10 Actual</b>	<b>2011-12 Budget</b>	<b>2011-12 Revised</b>	<b>2012-13 Proposed</b>	<b>% Change</b>	<b>2013-14 Projected</b>	<b>% Change</b>
<b>Beginning Balance, July 1</b>	<b>\$80,528</b>	<b>\$85,203</b>	<b>\$96,801</b>	<b>\$96,801</b>	<b>\$103,582</b>		<b>\$110,478</b>	
<b>Revenue Source:</b>								
Investment Income	1,165	1,116	500	500	500	0%	500	0%
Current Service Charges	4,018	11,016	11,015	6,850	6,987	2%	7,126	2%
<b>Total Revenue</b>	<b>5,183</b>	<b>12,132</b>	<b>11,515</b>	<b>7,350</b>	<b>7,487</b>	<b>2%</b>	<b>7,626</b>	<b>2%</b>
<b>Expenditures:</b>								
Services & Supplies	282	319	260	325	350	8%	375	7%
Interfund Charges	226	215	239	244	241	-1%	246	2%
<b>Total Expenditures</b>	<b>508</b>	<b>534</b>	<b>499</b>	<b>569</b>	<b>591</b>	<b>4%</b>	<b>621</b>	<b>5%</b>
<b>Ending Balance, June 30</b>	<b>\$85,203</b>	<b>\$96,801</b>	<b>\$107,817</b>	<b>\$103,582</b>	<b>\$110,478</b>		<b>\$117,483</b>	
Authorized FTE's	0.00	0.00	0.00	0.00	0.00		0.00	

**CITY OF ANTIOCH  
2012-13 OPERATING BUDGET**

**SPECIAL REVENUE FUNDS**

**SOLID WASTE REDUCTION FUND (226)**

This fund has two programs operated by the Community Development Department. Oil recycling grant funds are used for the collection of oils and filters as part of the curbside recycling program and at the East County Household Hazardous Waste Collection Facility. The Solid Waste Reductions Program was established to help the City meet AB 939 mandates to divert waste from landfills through waste reduction, reuse and recycling programs.

<b>SOLID WASTE (FUND 226)</b>								
<b>Statement of Revenues, Expenditures and Change in Fund Balance</b>								
	<b>2009-10 Actual</b>	<b>2010-11 Actual</b>	<b>2011-12 Budget</b>	<b>2011-12 Revised</b>	<b>2012-13 Proposed</b>	<b>% Change</b>	<b>2013-14 Projected</b>	<b>% Change</b>
<b>Beginning Balance, July 1</b>	<b>\$421,293</b>	<b>\$83,623</b>	<b>\$175,425</b>	<b>\$175,425</b>	<b>\$266,377</b>		<b>\$208,064</b>	
<b>Revenue Source:</b>								
Investment Income	1,598	2,769	1,800	1,800	1,200	-33%	1,300	8%
Revenue from Other Agencies	32,148	55,964	45,000	87,012	56,000	-36%	56,500	1%
Franchise Fees	0	160,000	160,000	160,000	160,000	0%	160,000	0%
Other	4,055	6,393	3,000	9,911	5,000	-50%	5,000	0%
<b>Total Revenue</b>	<b>37,801</b>	<b>225,126</b>	<b>209,800</b>	<b>258,723</b>	<b>222,200</b>	<b>-14%</b>	<b>222,800</b>	<b>0%</b>
<b>Expenditures:</b>								
Personnel	129,088	40,024	36,731	37,056	61,540	66%	58,920	-4%
Services & Supplies	75,884	84,292	108,248	122,750	210,423	71%	147,423	-30%
Transfers Out	159,500	0	0	0	0	0%	0	0%
Interfund Charges	10,999	9,008	7,811	7,965	8,550	7%	8,594	1%
<b>Total Expenditures</b>	<b>375,471</b>	<b>133,324</b>	<b>152,790</b>	<b>167,771</b>	<b>280,513</b>	<b>67%</b>	<b>214,937</b>	<b>-23%</b>
<b>Ending Balance, June 30</b>	<b>\$83,623</b>	<b>\$175,425</b>	<b>\$232,435</b>	<b>\$266,377</b>	<b>\$208,064</b>		<b>\$215,927</b>	

<b>Authorized &amp; Funded FTE's</b>	<b>Authorized FTE's</b>	<b>Funded 2011-12</b>	<b>Funded 2012-13</b>	<b>Funded 2013-14</b>
Solid Waste Reduction	1.34	0.34	0.34*	0.34*

\*FY13 includes funding towards code enforcement in contractual services and partial funding towards a Code Enforcement Officer in FY14. The .34 funded position is for an Administrative Analyst assigned to the program.

**CITY OF ANTIOCH  
2012-13 OPERATING BUDGET**

**SPECIAL REVENUE FUNDS**

**SOLID WASTE REDUCTION FUND (226) (Continued)**

**SOLID WASTE REDUCTION – USED OIL (226-5220)**

The California Oil Recycling Enhancement Act of 1991 has placed a \$0.16 per gallon fee on motor oil sales for the purpose of funding programs encouraging the proper collection and disposal of used oil. One of the means used to achieve this is the Used Oil Recycling Block Grant (UOBG) which is a noncompetitive grant essentially awarded to any community that will pledge to use it solely for used oil recycling activities. The City must apply for these funds on an annual basis. The money is used to fund curbside collection of oil and filters, as well as collection of oil and filters at the East County Household Hazardous Waste Collection Facility and filter recycling at Kragen Stores.

<b>SOLID WASTE USED OIL (226-5220)</b>								
	<b>2009-10 Actual</b>	<b>2010-11 Actual</b>	<b>2011-12 Budget</b>	<b>2011-12 Revised</b>	<b>2012-13 Proposed</b>	<b>% Change</b>	<b>2013-14 Projected</b>	<b>% Change</b>
<b>Source of Funds:</b>								
Revenue from Other Agencies	19,182	55,464	32,000	59,577	30,000	-50%	30,500	2%
Other	0	0	0	3,526	0	-100%	0	0%
<b>Total Source of Funds</b>	<b>19,182</b>	<b>55,464</b>	<b>32,000</b>	<b>63,103</b>	<b>30,000</b>	<b>-52%</b>	<b>30,500</b>	<b>2%</b>
<b>Use of Funds:</b>								
Services & Supplies	27,275	34,617	30,500	44,921	43,000	-4%	30,500	-29%
<b>Total Use of Funds</b>	<b>27,275</b>	<b>34,617</b>	<b>30,500</b>	<b>44,921</b>	<b>43,000</b>	<b>-4%</b>	<b>30,500</b>	<b>-29%</b>
Authorized FTE'S	0.00	0.00	0.00	0.00	0.00		0.00	

**CITY OF ANTIOCH  
2012-13 OPERATING BUDGET**

**SPECIAL REVENUE FUNDS**

**SOLID WASTE REDUCTION FUND (226) (Continued)**

**SOLID WASTE REDUCTION (226-5225)**

The Solid Waste Reduction Fund was created due to AB 939 which mandates cities to achieve waste diversion goals. These goals are 25% reduction of the waste stream to landfills by 1995 and a 50% reduction by the year 2000. The 50% reduction goal must be maintained indefinitely once it is reached. Activities intended to help achieve these goals include free home composting workshops for residents, residential and commercial recycling and green waste collection, special event recycling, citywide garage sale and reuse events, litter cleanup events participation in the local Recycling Market Development, and on-going outreach and education campaigns.

**2011-2012 Accomplishments:**

- Expanded Coastal Cleanup Day to a 2 day event with 4 cleanup locations.
- Piloted a Reuse Art Program to offer to Antioch schools.
- Expanded the coordinated enforcement and abatement with Allied Waste regarding mandatory garbage service code to include street reviews when a complaint is received on a specific property.

**2012-2013 Objectives:**

- Increase or maintain participation levels in existing programs.
- Work in partnership with Allied Waste to address enforcement of mandatory commercial recycling.
- Update environmental pages on City website.

**CITY OF ANTIOCH  
2012-13 OPERATING BUDGET**

**SPECIAL REVENUE FUNDS**

**SOLID WASTE REDUCTION FUND (226) (Continued)**

<b>SOLID WASTE REDUCTION (226-5225)</b>								
	<b>2009-10</b>	<b>2010-11</b>	<b>2011-12</b>	<b>2011-12</b>	<b>2012-13</b>	<b>%</b>	<b>2013-14</b>	<b>%</b>
	<b>Actual</b>	<b>Actual</b>	<b>Budget</b>	<b>Revised</b>	<b>Proposed</b>	<b>Change</b>	<b>Projected</b>	<b>Change</b>
<b>Source of Funds:</b>								
Franchise Fees	0	160,000	160,000	160,000	160,000	0%	160,000	0%
Investment Income	1,598	2,769	1,800	1,800	1,200	-33%	1,300	8%
Revenue from Other Agencies	12,966	500	13,000	27,435	26,000	-5%	26,000	0%
Other	4,055	6,393	3,000	6,385	5,000	-22%	5,000	0%
<b>Total Source of Funds</b>	<b>18,619</b>	<b>169,662</b>	<b>177,800</b>	<b>195,620</b>	<b>192,200</b>	<b>-2%</b>	<b>192,300</b>	<b>0%</b>
<b>Use of Funds:</b>								
Personnel	129,088	40,024	36,731	37,056	61,540	66%	58,920	-4%
Services & Supplies	48,609	49,675	77,748	77,829	167,423	115%	116,923	-30%
Transfers Out	159,500	0	0	0	0	0%	0	0%
Interfund Charges	10,999	9,008	7,811	7,965	8,550	7%	8,594	1%
<b>Total Use of Funds</b>	<b>348,196</b>	<b>98,707</b>	<b>122,290</b>	<b>122,850</b>	<b>237,513</b>	<b>93%</b>	<b>184,437</b>	<b>-22%</b>
Authorized FTE'S	2.00	1.34	1.34	1.34	1.34		1.34	0%

**CITY OF ANTIOCH  
2012-13 OPERATING BUDGET**

**SPECIAL REVENUE FUNDS**

**ABANDONED VEHICLE FUND (228)**

This fund accounts for revenue from AB 4114, which charges a \$1.00 fee on the registration of all vehicles located in the City. The funds are received from the County and are used to remove abandoned vehicles from City streets.

<b>ABANDONED VEHICLE (FUND 228)</b>								
<b>Statement of Revenues, Expenditures and Change in Fund Balance</b>								
	2009-10 Actual	2010-11 Actual	2011-12 Budget	2011-12 Revised	2012-13 Proposed	% Change	2013-14 Projected	% Change
<b>Beginning Balance, July 1</b>	\$45,055	\$42,405	\$75,894	\$75,894	\$114,383		\$108,055	
Investment Income	765	798	650	650	500	-23%	400	-20%
Revenue from Other Agencies	48,666	46,785	25,000	42,000	47,000	12%	47,000	0%
<b>Total Revenues</b>	<b>49,431</b>	<b>47,583</b>	<b>25,650</b>	<b>42,650</b>	<b>47,500</b>	<b>11%</b>	<b>47,400</b>	<b>0%</b>
<b>Expenditures:</b>								
Personnel	47,796	8,976	5,000	0	0	100%	10,401	100%
Services & Supplies	3,112	4,112	2,215	3,087	52,650	1606%	42,750	-19%
Interfund Charges	1,173	1,006	1,085	1,074	1,178	10%	1,222	4%
<b>Total Expenditures</b>	<b>52,081</b>	<b>14,094</b>	<b>8,300</b>	<b>4,161</b>	<b>53,828</b>	<b>1194%</b>	<b>54,373</b>	<b>1%</b>
<b>Ending Balance, June 30</b>	<b>\$42,405</b>	<b>\$75,894</b>	<b>\$93,244</b>	<b>\$114,383</b>	<b>\$108,055</b>		<b>\$101,082</b>	
			<b>Authorized FTE's</b>	<b>Funded 2011-12</b>	<b>Funded 2012-13</b>		<b>Funded 2013-14</b>	
<b>Authorized &amp; Funded FTE'S</b>			1.30	0.00	0.00		0.00*	

\*FY14 includes partial funding towards a code enforcement position that is authorized/funded out of the General Fund Code Enforcement division

**CITY OF ANTIOCH  
2012-13 OPERATING BUDGET**

**SPECIAL REVENUE FUNDS**

**NATIONAL POLLUTANT DISCHARGE ELIMINATION (NPDES) FUND (229)**

This fund was established to account for activities related to the National Pollutant Discharge Elimination System (NPDES). NPDES was mandated by the Clean Water Act of 1987 and to monitor and reduce storm water pollution. The program is administered in the State of California by the Water Quality Control Board and is funded by a parcel tax of \$25.00 per equivalent residential parcel.

<b>NATIONAL POLLUTANT DISCHARGE ELIMINATION SERVICES (NPDES) (FUND 229)</b>								
<b>Statement of Revenues, Expenditures and Change in Funds Available</b>								
	<b>2009-10</b>	<b>2010-11</b>	<b>2011-12</b>	<b>2011-12</b>	<b>2012-13</b>	<b>%</b>	<b>2013-14</b>	<b>%</b>
	<b>Actual</b>	<b>Actual</b>	<b>Budget</b>	<b>Revised</b>	<b>Proposed</b>	<b>Change</b>	<b>Projected</b>	<b>Change</b>
<b>Beginning Balance, July 1</b>	<b>\$1,917,513</b>	<b>\$2,192,957</b>	<b>\$2,454,814</b>	<b>\$2,454,814</b>	<b>\$2,617,560</b>		<b>\$2,245,756</b>	
<b>Revenue Source:</b>								
Investment Income	27,178	29,139	10,000	10,000	13,000	30%	20,000	54%
Assessment Fees	890,948	825,895	825,000	879,081	825,000	-6%	825,000	0%
Other	1,082	175	0	199	0	-100%	0	0%
Transfers In	30,000	30,000	35,000	35,000	35,000	0%	35,000	0%
<b>Total Revenues</b>	<b>949,208</b>	<b>885,209</b>	<b>870,000</b>	<b>924,280</b>	<b>873,000</b>	<b>-6%</b>	<b>880,000</b>	<b>1%</b>
<b>Expenditures:</b>								
Personnel	174,341	146,657	219,530	142,009	162,875	15%	170,610	5%
Services & Supplies	252,705	224,786	405,108	344,118	404,518	18%	406,229	0%
Capital Projects	9,236	0	400,000	0	400,000	100%	0	-100%
Transfers Out	225,556	241,529	304,833	264,833	265,902	0%	268,615	1%
Interfund Charges	11,926	10,380	10,088	10,574	11,509	9%	11,464	0%
<b>Total Expenditures</b>	<b>673,764</b>	<b>623,352</b>	<b>1,339,559</b>	<b>761,534</b>	<b>1,244,804</b>	<b>63%</b>	<b>856,918</b>	<b>-31%</b>
<b>Ending Balance, June 30</b>	<b>\$2,192,957</b>	<b>\$2,454,814</b>	<b>\$1,985,255</b>	<b>\$2,617,560</b>	<b>\$2,245,756</b>		<b>\$2,268,838</b>	
<b>Authorized &amp; Funded FTE's:</b>			<b>Authorized FTE's</b>	<b>Funded 2011-12</b>	<b>Funded 2012-13</b>		<b>Funded 2013-14</b>	
Channel Maintenance			3.27*	1.17	1.27		1.27	

\*Only 3.17 authorized FTE's in FY12. .10 of Deputy Director of Public Works allocated to fund beginning in FY13



**CITY OF ANTIOCH  
2012-13 OPERATING BUDGET**

**SPECIAL REVENUE FUNDS**

**NATIONAL POLLUTANT DISCHARGE ELIMINATION (NPDES) FUND (229) (Continued)**

**STORM DRAIN ADMINISTRATION (229-5230)**

Storm Drain Administration accounts for the revenues and expenditures of monitoring and maintaining the program.

<b>STORM DRAIN ADMINISTRATION (229-5230)</b>								
	<b>2009-10 Actual</b>	<b>2010-11 Actual</b>	<b>2011-12 Budget</b>	<b>2011-12 Revised</b>	<b>2012-13 Proposed</b>	<b>% Change</b>	<b>2013-14 Projected</b>	<b>% Change</b>
<b>Source of Funds:</b>								
Investment Income	27,178	29,139	10,000	10,000	13,000	30%	20,000	54%
Assessment Fees	890,948	825,895	825,000	879,081	825,000	-6%	825,000	0%
<b>Total Source of Funds</b>	<b>918,126</b>	<b>855,034</b>	<b>835,000</b>	<b>889,081</b>	<b>838,000</b>	<b>-6%</b>	<b>845,000</b>	<b>1%</b>
<b>Use of Funds:</b>								
Services & Supplies	74,886	37,511	142,700	121,200	155,500	28%	155,500	0%
Transfers Out	156,240	190,848	240,000	200,000	200,000	0%	200,000	0%
Interfund Charges	11,926	10,380	10,088	10,574	11,509	9%	11,464	0%
<b>Total Use of Funds</b>	<b>243,052</b>	<b>238,739</b>	<b>392,788</b>	<b>331,774</b>	<b>367,009</b>	<b>11%</b>	<b>366,964</b>	<b>0%</b>
Authorized FTE'S	0.00	0.00	0.00	0.00	0.00		0.00	

**CITY OF ANTIOCH  
2012-13 OPERATING BUDGET**

**SPECIAL REVENUE FUNDS**

**NATIONAL POLLUTANT DISCHARGE ELIMINATION (NPDES) FUND (229) (Continued)**

**CHANNEL MAINTENANCE OPERATIONS (229-2585)**

This activity is responsible for maintaining, in a safe and serviceable condition, all catch basins, storm channels, creeks, culverts and concrete lined “V” ditches in open space, that handle storm water run-off in the City of Antioch’s jurisdiction. Personnel assigned to this activity remove debris, illegally dumped trash, perform weed abatement activities including chemical vegetation control, stencil storm drain inlets, perform work associated with flooding, erosion control, channel beautification, arrange for and monitor contract maintenance work, interact with regulatory agencies responsible for protecting water quality and wildlife when performing required maintenance activities and developing projects which require permits from the Department of Fish and Game, the Central Valley Regional Water Quality Control Board, and the Army Corps of Engineers.

<b>CHANNEL MAINTENANCE (229-2585)</b>								
	<b>2009-10 Actual</b>	<b>2010-11 Actual</b>	<b>2011-12 Budget</b>	<b>2011-12 Revised</b>	<b>2012-13 Proposed</b>	<b>% Change</b>	<b>2013-14 Projected</b>	<b>% Change</b>
<b>Source of Funds:</b>								
Other	30,000	30,000	35,000	35,000	35,000	0%	35,000	0%
Transfers In	1,082	175	0	199	0	-100%	0	0%
<b>Total Source of Funds</b>	<b>31,082</b>	<b>30,175</b>	<b>35,000</b>	<b>35,199</b>	<b>35,000</b>	<b>-1%</b>	<b>35,000</b>	<b>0%</b>
<b>Use of Funds:</b>								
Personnel	174,341	146,657	219,530	142,009	162,875	15%	170,610	5%
Services & Supplies	177,819	187,275	262,408	222,918	249,018	12%	250,729	1%
West Antioch Creek De-Silting	9,236	0	400,000	0	400,000	100%	0	-100%
Transfer Out	69,316	50,681	64,833	64,833	65,902	2%	68,615	4%
<b>Total Use of Funds</b>	<b>430,712</b>	<b>384,613</b>	<b>946,771</b>	<b>429,760</b>	<b>877,795</b>	<b>104%</b>	<b>489,954</b>	<b>-44%</b>
Authorized FTE'S	4.50	3.17	3.17	3.17	3.27		3.27	

**CITY OF ANTIOCH  
2012-13 OPERATING BUDGET**

**SPECIAL REVENUE FUNDS**

**SUPPLEMENTAL LAW ENFORCEMENT SERVICES FUND GRANT (SLESF) (232)**

This fund accounts for the revenue dispersed by the State to local jurisdictions for the staffing of "front line" officers. This money is passed through the County.

<b>SUPPLEMENTAL LAW ENFORCEMENT GRANT (FUND 232) Statement of Revenues, Expenditures and Change in Fund Balance</b>								
	<b>2009-10 Actual</b>	<b>2010-11 Actual</b>	<b>2011-12 Budget</b>	<b>2011-12 Revised</b>	<b>2012-13 Proposed</b>	<b>% Change</b>	<b>2013-14 Projected</b>	<b>% Change</b>
<b>Beginning Balance, July 1</b>	\$1,826	\$0	\$0	\$0	\$0		\$0	
<b>Revenue Source:</b>								
Investment Income	189	176	0	0	0	0%	0	0%
Revenue From Other Agencies	100,000	104,838	100,000	160,658	160,658	0%	160,658	0%
<b>Total Revenue</b>	<b>100,189</b>	<b>105,014</b>	<b>100,000</b>	<b>160,658</b>	<b>160,658</b>	<b>0%</b>	<b>160,658</b>	<b>0%</b>
<b>Expenditures:</b>								
Services & Supplies	38	43	0	0	0	0%	0	0%
Transfer Out	101,977	104,971	100,000	160,658	160,658	0%	160,658	0%
<b>Total Expenditures</b>	<b>102,015</b>	<b>105,014</b>	<b>100,000</b>	<b>160,658</b>	<b>160,658</b>	<b>0%</b>	<b>160,658</b>	<b>0%</b>
<b>Ending Balance, June 30</b>	<b>\$0</b>	<b>\$0</b>	<b>\$0</b>	<b>\$0</b>	<b>\$0</b>		<b>\$0</b>	
Authorized FTE's	0.00	0.00	0.00	0.00	0.00		0.00	

**CITY OF ANTIOCH  
2012-13 OPERATING BUDGET**

**SPECIAL REVENUE FUNDS**

**BYRNE GRANT FUND (233)**

This fund accounts for public safety funding allocated under the Fiscal Year 1996 Omnibus Appropriations Act. Funds may be used for a wide variety of activities from increasing personnel and equipment resources for law enforcement to developing and supporting programs to enhance effective criminal justice processes.

<b>BYRNE GRANT (FUND 233)</b>								
<b>Statement of Revenues, Expenditures and Change in Fund Balance</b>								
	2009-10 Actual	2010-11 Actual	2011-12 Budget	2011-12 Revised	2012-13 Proposed	% Change	2013-14 Projected	% Change
<b>Beginning Balance, July 1</b>	\$0	\$0	\$0	\$0	\$0		\$0	
<b>Revenue Source:</b>								
Revenue From Other Agencies	79,810	86,847	44,000	0	67,398	100%	0	-100%
<b>Total Revenue</b>	<b>79,810</b>	<b>86,847</b>	<b>44,000</b>	<b>0</b>	<b>67,398</b>	<b>100%</b>	<b>0</b>	<b>-100%</b>
<b>Expenditures:</b>								
Services & Supplies	7,981	8,685	4,000	0	6,740	100%	0	-100%
Transfer Out	71,829	78,162	40,000	0	60,658	100%	0	-100%
<b>Total Expenditures</b>	<b>79,810</b>	<b>86,847</b>	<b>44,000</b>	<b>0</b>	<b>67,398</b>	<b>100%</b>	<b>0</b>	<b>-100%</b>
<b>Ending Balance, June 30</b>	<b>\$0</b>	<b>\$0</b>	<b>\$0</b>	<b>\$0</b>	<b>\$0</b>		<b>\$0</b>	
Authorized FTE's	0.00	0.00	0.00	0.00	0.00		0.00	

**CITY OF ANTIOCH  
2012-13 OPERATING BUDGET**

**SPECIAL REVENUE FUNDS**

**CDBG REVOLVING LOAN FUND (236)**

This fund was set up at the request of the U.S. Department of Housing and Urban Development's request that the City develop a Revolving Loan Fund for the Owner Occupied Housing Rehabilitation Program (also known as the Neighborhood Preservation Program).

<b>COMMUNITY DEVELOPMENT BLOCK GRANT REVOLVING LOAN (FUND 236)</b>								
<b>Statement of Revenues, Expenditures and Change in Fund Balance</b>								
	<b>2009-10 Actual</b>	<b>2010-11 Actual</b>	<b>2011-12 Budget</b>	<b>2011-12 Revised</b>	<b>2012-13 Proposed</b>	<b>% Change</b>	<b>2013-14 Projected</b>	<b>% Change</b>
<b>Beginning Balance, July 1</b>	<b>\$5,381</b>	<b>\$619</b>	<b>\$52,432</b>	<b>\$52,432</b>	<b>\$82,633</b>		<b>\$87,643</b>	
<b>Revenue Source:</b>								
Investment Income	113	512	260	260	270	4%	350	30%
Other	7,058	51,414	5,000	30,453	5,000	-84%	5,000	0%
<b>Total Revenue</b>	<b>7,171</b>	<b>51,926</b>	<b>5,260</b>	<b>30,713</b>	<b>5,270</b>	<b>-83%</b>	<b>5,350</b>	<b>2%</b>
<b>Expenditures:</b>								
Personnel	4,791	0	0	0	0	0%	0	0%
Services & Supplies	5,806	113	360	512	260	-49%	270	4%
Interfund Charges	1,336	0	1,204	0	0	0%	0	0%
<b>Total Expenditures</b>	<b>11,933</b>	<b>113</b>	<b>1,564</b>	<b>512</b>	<b>260</b>	<b>-49%</b>	<b>270</b>	<b>4%</b>
<b>Ending Balance, June 30</b>	<b>\$619</b>	<b>\$52,432</b>	<b>\$56,128</b>	<b>\$82,633</b>	<b>\$87,643</b>		<b>\$92,723</b>	
Authorized FTE's	0.00	0.00	0.00	0.00	0.00		0.00	

**CITY OF ANTIOCH  
2012-13 OPERATING BUDGET**

**SPECIAL REVENUE FUNDS**

**TRAFFIC SAFETY FUND (237)**

This fund accounts for fines and forfeitures received under Section 1463 of the Penal Code. Funds shall be used exclusively for official traffic control devices, the maintenance thereof, equipment and supplies for traffic law enforcement and traffic accident prevention.

<b>TRAFFIC SAFETY (FUND 237)</b>								
<b>Statement of Revenues, Expenditures and Change in Fund Balance</b>								
	<b>2009-10</b>	<b>2010-11</b>	<b>2011-12</b>	<b>2011-12</b>	<b>2012-13</b>	<b>%</b>	<b>2013-14</b>	<b>%</b>
	<b>Actual</b>	<b>Actual</b>	<b>Budget</b>	<b>Revised</b>	<b>Proposed</b>	<b>Change</b>	<b>Projected</b>	<b>Change</b>
<b>Beginning Balance, July 1</b>	<b>\$21,084</b>	<b>\$22,887</b>	<b>\$0</b>	<b>\$0</b>	<b>\$80</b>		<b>\$230</b>	
<b>Revenue Source:</b>								
Investment Income	661	1,274	500	100	200	100%	350	250%
Vehicle Code Fines	141,383	86,633	140,000	45,000	60,000	33%	80,000	78%
<b>Total Revenue</b>	<b>142,044</b>	<b>87,907</b>	<b>140,500</b>	<b>45,100</b>	<b>60,200</b>	<b>33%</b>	<b>80,350</b>	<b>78%</b>
<b>Expenditures:</b>								
Services & Supplies	241	232	180	20	50	150%	125	525%
Transfer Out	140,000	110,562	140,000	45,000	60,000	33%	80,000	78%
<b>Total Expenditures</b>	<b>140,241</b>	<b>110,794</b>	<b>140,180</b>	<b>45,020</b>	<b>60,050</b>	<b>33%</b>	<b>80,125</b>	<b>78%</b>
<b>Ending Balance, June 30</b>	<b>\$22,887</b>	<b>\$0</b>	<b>\$320</b>	<b>\$80</b>	<b>\$230</b>		<b>\$455</b>	
Authorized FTE's	0.00	0.00	0.00	0.00	0.00		0.00	

**CITY OF ANTIOCH  
2012-13 OPERATING BUDGET**

**SPECIAL REVENUE FUNDS**

**PEG FRANCHISE FEE FUND 238** – This fund accounts for a 1% fee collected from video franchises to support local Public, Educational and Governmental Programming (PEG).

<b>PEG FRANCHISE FEE (FUND 238)</b>								
<b>Statement of Revenues, Expenditures and Change in Fund Balance</b>								
	<b>2009-10 Actual</b>	<b>2010-11 Actual</b>	<b>2011-12 Budget</b>	<b>2011-12 Revised</b>	<b>2012-13 Proposed</b>	<b>% Change</b>	<b>2013-14 Projected</b>	<b>% Change</b>
<b>Beginning Balance, July 1</b>	<b>\$0</b>	<b>\$129,372</b>	<b>\$345,104</b>	<b>\$345,104</b>	<b>\$445,721</b>		<b>\$262,017</b>	
<b>Revenue Source:</b>								
Investment Income	1,658	3,327	1,500	2,000	3,000	50%	5,000	67%
Franchise Fees	177,974	219,792	220,000	220,000	220,000	0%	220,000	0%
<b>Total Revenue</b>	<b>179,632</b>	<b>223,119</b>	<b>221,500</b>	<b>222,000</b>	<b>223,000</b>	<b>0%</b>	<b>225,000</b>	<b>1%</b>
<b>Expenditures:</b>								
Services & Supplies	50,260	6,277	85,200	120,200	405,400	237%	129,500	-68%
Interfund Charges	0	1,110	1,204	1,183	1,304	10%	1,351	4%
<b>Total Expenditures</b>	<b>50,260</b>	<b>7,387</b>	<b>86,404</b>	<b>121,383</b>	<b>406,704</b>	<b>235%</b>	<b>130,851</b>	<b>-68%</b>
<b>Ending Balance, June 30</b>	<b>\$129,372</b>	<b>\$345,104</b>	<b>\$480,200</b>	<b>\$445,721</b>	<b>\$262,017</b>		<b>\$356,166</b>	
Authorized FTE's	0.00	0.00	0.00	0.00	0.00		0.00	

**CITY OF ANTIOCH  
2012-13 OPERATING BUDGET**

**SPECIAL REVENUE FUNDS**

**STREET IMPACT FUND (241)**

This fund accounts for the street impact fee portion of the garbage franchise agreement approved on August 9, 2005. These funds are earmarked for road repair work.

<b>STREET IMPACT FUND (FUND 241)</b>								
<b>Statement of Revenues, Expenditures and Change in Fund Balance</b>								
	<b>2009-10</b>	<b>2010-11</b>	<b>2011-12</b>	<b>2011-12</b>	<b>2012-13</b>	<b>%</b>	<b>2013-14</b>	<b>%</b>
	<b>Actual</b>	<b>Actual</b>	<b>Budget</b>	<b>Revised</b>	<b>Proposed</b>	<b>Change</b>	<b>Projected</b>	<b>Change</b>
<b>Beginning Balance, July 1</b>	<b>\$481,049</b>	<b>\$351,600</b>	<b>\$189,667</b>	<b>\$189,667</b>	<b>\$93,267</b>		<b>\$4,767</b>	
<b>Revenue Source:</b>								
Investment Income	5,610	3,110	2,000	4,500	2,000	-56%	2,000	0%
Franchise Fees	1,166,563	1,035,811	1,000,000	1,000,000	1,050,000	5%	1,100,000	0%
<b>Total Revenue</b>	<b>1,172,173</b>	<b>1,038,921</b>	<b>1,002,000</b>	<b>1,004,500</b>	<b>1,052,000</b>	<b>5%</b>	<b>1,102,000</b>	<b>0%</b>
<b>Expenditures:</b>								
Services & Supplies	1,622	854	500	900	500	-44%	500	0%
Transfer Out	1,300,000	1,200,000	1,100,000	1,100,000	1,140,000	4%	1,100,000	-4%
<b>Total Expenditures</b>	<b>1,301,622</b>	<b>1,200,854</b>	<b>1,100,500</b>	<b>1,100,900</b>	<b>1,140,500</b>	<b>4%</b>	<b>1,100,500</b>	<b>-4%</b>
<b>Ending Balance, June 30</b>	<b>\$351,600</b>	<b>\$189,667</b>	<b>\$91,167</b>	<b>\$93,267</b>	<b>\$4,767</b>		<b>\$6,267</b>	
Authorized FTE's	0.00	0.00	0.00	0.00	0.00		0.00	



**CITY OF ANTIOCH  
2012-13 OPERATING BUDGET**

**SPECIAL REVENUE FUNDS**

**STREET LIGHT AND LANDSCAPE MAINTENANCE DISTRICT FUNDS**

These funds were established to account for revenue and related expenditures of lighting and landscape activities in areas throughout the City. Each district provides a variety of services to maintain landscaped and non landscaped areas, including minor medians, open space, cui-de-sacs, trails, right-of-ways, and neighborhood landscaping.

**LONE TREE WAY MAINTENANCE DISTRICT FUND (251)**

This fund consists of four maintenance zones, providing a variety of services to maintain landscaped and non-landscaped areas, including minor medians, open space, cul-de-sacs, trails, right-of-ways, and neighborhood landscaping.

<b>LONE TREE MAINTENANCE DISTRICT (FUND 251) Statement of Revenues, Expenditures and Change in Fund Balance</b>								
	<b>2009-10 Actual</b>	<b>2010-11 Actual</b>	<b>2011-12 Budget</b>	<b>2011-12 Revised</b>	<b>2012-13 Proposed</b>	<b>% Change</b>	<b>2013-14 Projected</b>	<b>% Change</b>
<b>Beginning Balance, July 1</b>	<b>\$315,768</b>	<b>\$325,856</b>	<b>\$379,408</b>	<b>\$379,408</b>	<b>\$367,595</b>		<b>\$326,818</b>	
<b>Revenue Source:</b>								
Investment Income	4,495	4,931	1,000	1,000	1,000	0%	1,000	0%
Assessments	622,143	626,865	630,036	630,431	630,431	0%	630,431	0%
Other	4,841	3,815	0	1,871	0	-100%	0	0%
<b>Total Revenue</b>	<b>631,479</b>	<b>635,611</b>	<b>631,036</b>	<b>633,302</b>	<b>631,431</b>	<b>0%</b>	<b>631,431</b>	<b>0%</b>
<b>Expenditures:</b>								
Personnel	111,480	117,192	107,870	107,652	127,661	19%	134,141	5%
Services & Supplies	225,696	188,082	253,134	241,934	236,964	-2%	236,964	0%
Transfers Out	277,695	271,194	296,275	289,884	301,430	4%	304,661	1%
Interfund Charges	6,520	5,591	5,705	5,645	6,153	9%	6,345	3%
<b>Total Expenditures</b>	<b>621,391</b>	<b>582,059</b>	<b>662,984</b>	<b>645,115</b>	<b>672,208</b>	<b>4%</b>	<b>682,111</b>	<b>1%</b>
<b>Ending Balance, June 30</b>	<b>\$325,856</b>	<b>\$379,408</b>	<b>\$347,460</b>	<b>\$367,595</b>	<b>\$326,818</b>		<b>\$276,138</b>	

**CITY OF ANTIOCH  
2012-13 OPERATING BUDGET**

**SPECIAL REVENUE FUNDS**

**LONE TREE WAY MAINTENANCE DISTRICT FUND (251) (Continued)**

<b>LONE TREE WAY MAINTENANCE DISTRICT STAFFING SUMMARY</b>				
<b>Authorized &amp; Funded FTE's:</b>	<b>Authorized FTE's</b>	<b>Funded 2011-12</b>	<b>Funded 2012-13</b>	<b>Funded 2013-14</b>
Zone 1	0.3750	0.3750	0.3750	0.3750
Zone 2	0.4875	0.4125	0.4875	0.4875
Zone 3	0.4375	0.3500	0.4375	0.4375
Zone 4	0.1250	0.1000	0.1250	0.1250
<b>Total Authorized &amp; Funded FTE's</b>	1.4250 <sup>1</sup>	1.2375	1.4250	1.4250

<sup>1</sup>NOTE: authorized for FY13 with reallocation of staffing

<b>LONE TREE MAINTENANCE DISTRICT - ZONE 1 (251-4511)</b>								
	<b>2009-10 Actual</b>	<b>2010-11 Actual</b>	<b>2011-12 Budget</b>	<b>2011-12 Revised</b>	<b>2012-13 Proposed</b>	<b>% Change</b>	<b>2013-14 Projected</b>	<b>% Change</b>
<b>Source of Funds:</b>								
Investment Income	4,495	4,931	1,000	1,000	1,000	0%	1,000	0%
Assessment Fees	148,098	147,163	148,000	148,000	148,000	0%	148,000	0%
Other	947	0	0	1,871	0	0%	0	0%
<b>Total Source of Funds</b>	<b>153,540</b>	<b>152,094</b>	<b>149,000</b>	<b>150,871</b>	<b>149,000</b>	<b>-1%</b>	<b>149,000</b>	<b>0%</b>
<b>Use of Funds:</b>								
Personnel	41,047	41,386	31,945	31,281	32,701	5%	34,491	5%
Services & Supplies	46,502	47,400	61,315	63,315	60,350	-5%	60,350	0%
Transfers Out	40,679	64,788	73,272	72,429	71,300	-2%	72,393	2%
Interfund Charges	1,630	1,397	1,427	1,412	1,539	9%	1,587	3%
<b>Total Use of Funds</b>	<b>129,858</b>	<b>154,971</b>	<b>167,959</b>	<b>168,437</b>	<b>165,890</b>	<b>-2%</b>	<b>168,821</b>	<b>2%</b>
Authorized FTE'S	0.50	0.50	0.375	0.375	0.375		0.375	

**CITY OF ANTIOCH  
2012-13 OPERATING BUDGET**

**SPECIAL REVENUE FUNDS**

**LONE TREE WAY MAINTENANCE DISTRICT FUND (251) (Continued)**

<b>LONE TREE MAINTENANCE DISTRICT – ZONE 2 (251-4512)</b>								
	<b>2009-10 Actual</b>	<b>2010-11 Actual</b>	<b>2011-12 Budget</b>	<b>2011-12 Revised</b>	<b>2012-13 Proposed</b>	<b>% Change</b>	<b>2013-14 Projected</b>	<b>% Change</b>
<b>Source of Funds:</b>								
Assessment Fees	197,293	196,047	197,162	197,162	197,162	0%	197,162	0%
Transfers In	3,894	1,996	0	0	0	0%	0	0%
<b>Total Source of Funds</b>	<b>201,187</b>	<b>198,043</b>	<b>197,162</b>	<b>197,162</b>	<b>197,162</b>	<b>0%</b>	<b>197,162</b>	<b>0%</b>
<b>Use of Funds:</b>								
Personnel	35,822	36,156	36,460	36,105	44,165	22%	46,280	5%
Services & Supplies	62,085	57,956	82,319	80,104	78,039	-3%	78,039	0%
Transfers Out	75,673	68,578	75,385	77,547	81,799	5%	82,676	1%
Interfund Charges	1,630	1,398	1,426	1,411	1,538	9%	1,586	3%
<b>Total Use of Funds</b>	<b>175,210</b>	<b>164,088</b>	<b>195,590</b>	<b>195,167</b>	<b>205,541</b>	<b>5%</b>	<b>208,581</b>	<b>1%</b>
Authorized FTE'S	0.425	0.425	0.4125	0.4125	0.4875		0.4875	

**CITY OF ANTIOCH  
2012-13 OPERATING BUDGET**

**SPECIAL REVENUE FUNDS**

**LONE TREE WAY MAINTENANCE DISTRICT FUND (251) (Continued)**

<b>LONE TREE MAINTENANCE DISTRICT - ZONE 3 (251-4513)</b>								
	<b>2009-10 Actual</b>	<b>2010-11 Actual</b>	<b>2011-12 Budget</b>	<b>2011-12 Revised</b>	<b>2012-13 Proposed</b>	<b>% Change</b>	<b>2013-14 Projected</b>	<b>% Change</b>
<b>Source of Funds:</b>								
Assessment Fees	215,812	214,449	215,669	215,669	215,669	0%	215,669	0%
Other	0	1,819	0	0	0	0%	0	0%
<b>Total Source of Funds</b>	<b>215,812</b>	<b>216,268</b>	<b>215,669</b>	<b>215,669</b>	<b>215,669</b>	<b>0%</b>	<b>215,669</b>	<b>0%</b>
<b>Use of Funds:</b>								
Personnel	29,959	29,924	30,250	30,775	39,450	28%	41,395	5%
Services & Supplies	66,400	54,236	67,100	70,015	67,575	-3%	67,575	0%
Transfers Out	98,706	101,043	109,900	113,573	120,614	6%	121,755	1%
Interfund Charges	1,630	1,398	1,426	1,411	1,538	9%	1,586	3%
<b>Total Use of Funds</b>	<b>196,695</b>	<b>186,601</b>	<b>208,676</b>	<b>215,774</b>	<b>229,177</b>	<b>6%</b>	<b>232,311</b>	<b>1%</b>
Authorized FTE'S	0.35	0.35	0.35	0.35	0.4375		0.4375	

**CITY OF ANTIOCH  
2012-13 OPERATING BUDGET**

**SPECIAL REVENUE FUNDS**

**LONE TREE WAY MAINTENANCE DISTRICT FUND (251) (Continued)**

<b>LONE TREE MAINTENANCE DISTRICT - ZONE 4 (251-4514)</b>								
	<b>2009-10 Actual</b>	<b>2010-11 Actual</b>	<b>2011-12 Budget</b>	<b>2011-12 Revised</b>	<b>2012-13 Proposed</b>	<b>% Change</b>	<b>2013-14 Projected</b>	<b>% Change</b>
<b>Source of Funds:</b>								
Assessment Fees	60,940	69,206	69,205	69,600	69,600	0%	69,600	0%
<b>Total Source of Funds</b>	<b>60,940</b>	<b>69,206</b>	<b>69,205</b>	<b>69,600</b>	<b>69,600</b>	<b>0%</b>	<b>69,600</b>	<b>0%</b>
<b>Use of Funds:</b>								
Personnel	4,652	9,726	9,215	9,491	11,345	20%	11,975	6%
Services & Supplies	50,709	28,490	42,400	28,500	31,000	9%	31,000	0%
Transfers Out	62,637	36,785	37,718	26,335	27,717	5%	27,837	0%
Interfund Charges	1,630	1,398	1,426	1,411	1,538	9%	1,586	3%
<b>Total Use of Funds</b>	<b>119,628</b>	<b>76,399</b>	<b>90,759</b>	<b>65,737</b>	<b>71,600</b>	<b>9%</b>	<b>72,398</b>	<b>1%</b>
Authorized FTE'S	0.05	0.10	0.10	0.10	0.125		0.125	

**CITY OF ANTIOCH  
2012-13 OPERATING BUDGET**

**SPECIAL REVENUE FUNDS**

**DOWNTOWN MAINTENANCE DISTRICT FUND (252)**

The Downtown Maintenance District provides a variety of services to maintain landscaped and non-landscaped areas, including minor medians, fishing pier, trails, right-of-ways, flowerbeds and parking lots; assists in community events as needed including 4th of July, Holiday Delights, Jamboree, street fairs, and banner installations.

<b>DOWNTOWN MAINTENANCE DISTRICT (FUND 252)</b>								
<b>Statement of Revenues, Expenditures and Change in Fund Balance</b>								
	<b>2009-10 Actual</b>	<b>2010-11 Actual</b>	<b>2011-12 Budget</b>	<b>2011-12 Revised</b>	<b>2012-13 Proposed</b>	<b>% Change</b>	<b>2013-14 Projected</b>	<b>% Change</b>
<b>Beginning Balance, July 1</b>	<b>\$24,722</b>	<b>\$45,966</b>	<b>\$19,301</b>	<b>\$19,301</b>	<b>\$19,908</b>		<b>\$11,755</b>	
<b>Revenue Source:</b>								
Investment Income	290	8	100	50	50	0%	50	0%
Transfers In	85,000	15,000	77,000	77,000	77,000	0%	77,000	0%
<b>Total Revenue</b>	<b>85,290</b>	<b>15,008</b>	<b>77,100</b>	<b>77,050</b>	<b>77,050</b>	<b>0%</b>	<b>77,050</b>	<b>0%</b>
<b>Expenditures:</b>								
Personnel	18,038	19,262	28,145	35,953	42,863	19%	44,333	3%
Services & Supplies	25,734	12,340	37,700	29,700	30,700	3%	30,700	0%
Transfer Out	18,407	8,415	10,280	9,325	10,112	8%	10,352	2%
Interfund Charges	1,867	1,656	1,461	1,465	1,528	4%	1,545	1%
<b>Total Expenditures</b>	<b>64,046</b>	<b>41,673</b>	<b>77,586</b>	<b>76,443</b>	<b>85,203</b>	<b>11%</b>	<b>86,930</b>	<b>2%</b>
<b>Ending Balance, June 30</b>	<b>\$45,966</b>	<b>\$19,301</b>	<b>\$18,815</b>	<b>\$19,908</b>	<b>\$11,755</b>		<b>\$1,875</b>	
			<b>Authorized FTE's</b>	<b>Funded 2011-12</b>	<b>Funded 2012-13</b>		<b>Funded 2013-14</b>	
<b>Authorized &amp; Funded FTE's:</b>			0.025	0.025	0.025		0.025	

**CITY OF ANTIOCH  
2012-13 OPERATING BUDGET**

**SPECIAL REVENUE FUNDS**

**ALMONDRIDGE MAINTENANCE DISTRICT FUND (253)**

Almondridge Maintenance District Provides a variety of services to maintain landscaped and non-landscaped areas, including minor medians, open space, cul-de-sacs, trails, right-of-ways, and neighborhood landscaping.

<b>ALMONDRIDGE MAINTENANCE DISTRICT (FUND 253) Statement of Revenues, Expenditures and Change in Fund Balance</b>								
	<b>2009-10 Actual</b>	<b>2010-11 Actual</b>	<b>2011-12 Budget</b>	<b>2011-12 Revised</b>	<b>2012-13 Proposed</b>	<b>% Change</b>	<b>2013-14 Projected</b>	<b>% Change</b>
<b>Beginning Balance, July 1</b>	<b>\$104,113</b>	<b>\$108,513</b>	<b>\$81,037</b>	<b>\$81,037</b>	<b>\$45,428</b>		<b>\$37,398</b>	
<b>Revenue Source:</b>								
Investment Income	1,316	1,117	100	150	115	-23%	100	-13%
Assessment Fees	91,487	90,909	91,426	91,426	91,426	0%	91,426	0%
Other	2,400	2,414	0	0	0	0%	0	0%
<b>Total Revenue</b>	<b>95,203</b>	<b>94,440</b>	<b>91,526</b>	<b>91,576</b>	<b>91,541</b>	<b>0%</b>	<b>91,526</b>	<b>0%</b>
<b>Expenditures:</b>								
Personnel	34,728	35,014	35,085	36,016	37,000	3%	38,760	5%
Services & Supplies	28,027	21,291	25,360	24,540	24,835	1%	24,850	0%
Transfer Out	26,406	64,208	69,056	65,284	36,291	-44%	31,916	-12%
Interfund Charges	1,642	1,403	1,357	1,345	1,445	7%	1,478	2%
<b>Total Expenditures</b>	<b>90,803</b>	<b>121,916</b>	<b>130,858</b>	<b>127,185</b>	<b>99,571</b>	<b>-22%</b>	<b>97,004</b>	<b>-3%</b>
<b>Ending Balance, June 30</b>	<b>\$108,513</b>	<b>\$81,037</b>	<b>\$41,705</b>	<b>\$45,428</b>	<b>\$37,398</b>		<b>\$31,920</b>	

	<b>Authorized FTE's</b>	<b>Funded 2011-12</b>	<b>Funded 2012-13</b>	<b>Funded 2013-14</b>
<b>Authorized &amp; Funded FTE's:</b>	0.425	0.425	0.425	0.425

**CITY OF ANTIOCH  
2012-13 OPERATING BUDGET**

**SPECIAL REVENUE FUNDS**

**HILLCREST MAINTENANCE DISTRICT FUND (254)**

Hillcrest Maintenance District consists of four maintenance zones, providing services to maintain landscaped and non-landscaped areas, including minor medians, open space, cul-de-sacs, trails, right-of-ways, and neighborhood landscaping.

<b>HILLCREST MAINTENANCE DISTRICT (FUND 254) Statement of Revenues, Expenditures and Change in Fund Balance</b>								
	<b>2009-10</b>	<b>2010-11</b>	<b>2011-12</b>	<b>2011-12</b>	<b>2012-13</b>	<b>%</b>	<b>2013-14</b>	<b>%</b>
	<b>Actual</b>	<b>Actual</b>	<b>Budget</b>	<b>Revised</b>	<b>Proposed</b>	<b>Change</b>	<b>Projected</b>	<b>Change</b>
<b>Beginning Balance, July 1</b>	<b>\$229,266</b>	<b>\$396,940</b>	<b>\$506,968</b>	<b>\$506,968</b>	<b>\$447,564</b>		<b>\$355,726</b>	
<b>Revenue Source:</b>								
Investment Income	5,566	6,010	500	2,000	1,500	-25%	1,000	-33%
Assessment Fees	824,658	819,448	824,047	824,047	824,110	0%	824,110	0%
Other	13,300	19,368	0	4,063	0	-100%	0	0%
<b>Total Revenue</b>	<b>843,524</b>	<b>844,826</b>	<b>824,547</b>	<b>830,110</b>	<b>825,610</b>	<b>-1%</b>	<b>825,110</b>	<b>0%</b>
<b>Use of Funds:</b>								
Personnel	136,060	133,973	156,505	158,309	165,186	4%	174,247	5%
Services & Supplies	170,590	203,420	275,045	286,155	275,400	-4%	275,400	0%
Transfers Out	360,092	389,680	423,339	437,286	468,396	7%	418,696	-11%
Interfund Charges	9,108	7,725	7,863	7,764	8,466	9%	8,721	3%
<b>Total Use of Funds</b>	<b>675,850</b>	<b>734,798</b>	<b>862,752</b>	<b>889,514</b>	<b>917,448</b>	<b>3%</b>	<b>877,064</b>	<b>-4%</b>
<b>Ending Balance, June 30</b>	<b>\$396,940</b>	<b>\$506,968</b>	<b>\$468,763</b>	<b>\$447,564</b>	<b>\$355,726</b>		<b>\$303,772</b>	

<b>Authorized &amp; Funded FTE'S:</b>	<b>Authorized FTE's</b>	<b>Funded 2011-12</b>	<b>Funded 2012-13</b>	<b>Funded 2013-14</b>
Zone 1	0.7875	0.7875	0.7875	0.7875
Zone 2	0.6125	0.6125	0.6125	0.6125
Zone 4	0.4500 <sup>1</sup>	0.4250	0.4500	0.4500
<b>Total Authorized &amp; Funded FTE's:</b>	<b>1.8500</b>	<b>1.8250</b>	<b>1.8500</b>	<b>1.8500</b>

<sup>1</sup>NOTE: authorized & funded for FY13 due to reallocation of staffing



**CITY OF ANTIOCH  
2012-13 OPERATING BUDGET**

**SPECIAL REVENUE FUNDS**

**HILLCREST MAINTENANCE DISTRICT FUND (254) (Continued)**

HILLCREST MAINTENANCE DISTRICT, ZONE 1 (254-4541)								
	2009-10 Actual	2010-11 Actual	2011-12 Budget	2011-12 Revised	2012-13 Proposed	% Change	2013-14 Projected	% Change
<b>Source of Funds:</b>								
Investment Income	5,566	6,010	500	2,000	1,500	-25%	1,000	-33%
Assessment Fees	275,246	273,507	275,000	275,000	275,063	0%	275,063	0%
Other	0	1,304	0	0	0	0%	0	0%
<b>Total Source of Funds</b>	<b>280,812</b>	<b>280,821</b>	<b>275,500</b>	<b>277,000</b>	<b>276,563</b>	<b>0%</b>	<b>276,063</b>	<b>0%</b>
<b>Use of Funds:</b>								
Personnel	48,489	47,788	67,780	68,780	70,498	2%	75,018	6%
Services & Supplies	46,199	48,342	101,000	100,950	101,000	0%	101,000	0%
Transfers Out	118,855	115,351	126,820	120,643	130,576	8%	132,054	1%
Interfund Charges	3,036	2,575	2,621	2,588	2,822	9%	2,907	3%
<b>Total Use of Funds</b>	<b>216,579</b>	<b>214,056</b>	<b>298,221</b>	<b>292,961</b>	<b>304,896</b>	<b>4%</b>	<b>310,979</b>	<b>2%</b>
Authorized FTE's	0.575	0.575	0.7875	0.7875	0.7875		0.7875	

**CITY OF ANTIOCH  
2012-13 OPERATING BUDGET**

**SPECIAL REVENUE FUNDS**

**HILLCREST MAINTENANCE DISTRICT FUND (254) (Continued)**

HILLCREST MAINTENANCE DISTRICT ZONE 2 (254-4542)								
	2009-10 Actual	2010-11 Actual	2011-12 Budget	2011-12 Revised	2012-13 Proposed	% Change	2013-14 Projected	% Change
<b>Source of Funds:</b>								
Assessment Fees	363,467	361,171	363,226	363,226	363,226	0%	363,226	0%
Other	13,300	3,792	0	0	0	0%	0	0%
<b>Total Source of Funds</b>	<b>376,767</b>	<b>364,963</b>	<b>363,226</b>	<b>363,226</b>	<b>363,226</b>	<b>0%</b>	<b>363,226</b>	<b>0%</b>
<b>Use of Funds:</b>								
Personnel	51,272	50,226	51,605	52,463	54,468	4%	57,183	5%
Services & Supplies	90,513	97,914	111,050	111,200	111,300	0%	111,300	0%
Transfers Out	168,375	202,023	215,169	230,017	246,024	7%	193,682	-21%
Interfund Charges	3,036	2,575	2,621	2,588	2,822	9%	2,907	3%
<b>Total Use of Funds</b>	<b>313,196</b>	<b>352,738</b>	<b>380,445</b>	<b>396,268</b>	<b>414,614</b>	<b>5%</b>	<b>365,072</b>	<b>-12%</b>
Authorized FTE's	0.60	0.60	0.6125	0.6125	0.6125		0.6125	

**CITY OF ANTIOCH  
2012-13 OPERATING BUDGET**

**SPECIAL REVENUE FUNDS**

**HILLCREST MAINTENANCE DISTRICT FUND (254) (Continued)**

HILLCREST MAINTENANCE DISTRICT, ZONE 4 (254-4544)								
	2009-10 Actual	2010-11 Actual	2011-12 Budget	2011-12 Revised	2012-13 Proposed	% Change	2013-14 Projected	% Change
<b>Revenue Source:</b>								
Assessment Fees	185,945	184,770	185,821	185,821	185,821	0%	185,821	0%
Other	0	14,272	0	4,063	0	-100%	0	0%
<b>Total Revenue</b>	<b>185,945</b>	<b>199,042</b>	<b>185,821</b>	<b>189,884</b>	<b>185,821</b>	<b>-2%</b>	<b>185,821</b>	<b>0%</b>
<b>Use of Funds:</b>								
Personnel	36,299	35,959	37,120	37,066	40,220	9%	42,046	5%
Services & Supplies	33,878	57,164	62,995	74,005	63,100	-15%	63,100	0%
Transfers Out	72,862	72,306	81,350	86,626	91,796	6%	92,960	1%
Interfund Charges	3,036	2,575	2,621	2,588	2,822	9%	2,907	3%
<b>Total Use of Funds</b>	<b>146,075</b>	<b>168,004</b>	<b>184,086</b>	<b>200,285</b>	<b>197,938</b>	<b>-1%</b>	<b>201,013</b>	<b>2%</b>
Authorized FTE'S	0.41	0.425	0.425	0.425	0.450		0.450	

**CITY OF ANTIOCH  
2012-13 OPERATING BUDGET**

**SPECIAL REVENUE FUNDS**

**PARK MAINTENANCE DISTRICT 1-A FUND (255)**

Park Maintenance District 1-A provides services to maintain landscaped and non-landscaped areas, including minor medians, open space, cul-de-sacs, trails, right-of-ways, and neighborhood landscaping. Services are also provided for the District owned and operated RV storage facility.

<b>Park 1A Maintenance District (FUND 255) Statement of Revenues, Expenditures and Change in Fund Balance</b>								
	<b>2009-10 Actual</b>	<b>2010-11 Actual</b>	<b>2011-12 Budget</b>	<b>2011-12 Revised</b>	<b>2012-13 Proposed</b>	<b>% Change</b>	<b>2013-14 Projected</b>	<b>% Change</b>
<b>Beginning Balance, July 1</b>	<b>\$147,338</b>	<b>\$119,713</b>	<b>\$35,694</b>	<b>\$35,694</b>	<b>\$8,711</b>		<b>\$5,491</b>	
<b>Revenue Sources:</b>								
Taxes	23,215	22,149	23,000	20,845	21,250	2%	21,250	0%
Investment Income & Rentals	21,190	15,548	40,100	30,100	40,100	33%	40,100	0%
Revenue from Other Agencies	250	243	100	115	115	0%	115	0%
Other	0	156	0	0	0	0%	0	0%
<b>Total Revenues</b>	<b>44,655</b>	<b>38,096</b>	<b>63,200</b>	<b>51,060</b>	<b>61,465</b>	<b>20%</b>	<b>61,465</b>	<b>0%</b>
<b>Expenditures:</b>								
Personnel	25,728	25,962	25,526	25,883	7,395	-71%	7,695	4%
Services & Supplies	26,326	63,858	32,600	21,818	27,565	26%	27,610	0%
Transfers Out	0	12,202	14,905	13,521	14,663	8%	15,011	2%
Interfund Charges	20,226	20,093	15,771	16,821	15,062	-10%	15,340	2%
<b>Total Expenditures</b>	<b>72,280</b>	<b>122,115</b>	<b>88,802</b>	<b>78,043</b>	<b>64,685</b>	<b>-17%</b>	<b>65,656</b>	<b>2%</b>
<b>Ending Balance, June 30</b>	<b>\$119,713</b>	<b>\$35,694</b>	<b>\$10,092</b>	<b>\$8,711</b>	<b>\$5,491</b>		<b>\$1,300</b>	

	<b>Authorized FTE's</b>	<b>Funded 2011-12</b>	<b>Funded 2012-13</b>	<b>Funded 2013-14</b>
<b>Authorized &amp; Funded FTE'S:</b>	0.08	0.30 <sup>1</sup>	0.075	0.075

<sup>1</sup>NOTE: .30 was authorized/funded in FY12. Re-allocation of staffing beginning in FY13

**CITY OF ANTIOCH  
2012-13 OPERATING BUDGET**

**SPECIAL REVENUE FUNDS**

**CITYWIDE DISTRICT 2A MAINTENANCE DISTRICT FUND (256)**

Citywide District 2A Maintenance District consists of seven open and three un-funded maintenance zones, providing a variety of services to maintain landscaped and non-landscaped areas, including minor medians, 87 acres of open space, 148 cul-de-sacs, 28,000 linear feet of trails, 15 acres of right-of-way, and 6 subdivision entrance signs. One new zone was added in this district during fiscal 06/07 in the Markley Creek area.

<b>CITYWIDE 2A MAINTENANCE DISTRICT (FUND 256)</b>								
<b>Statement of Revenues, Expenditures and Change in Fund Balance</b>								
	<b>2009-10</b>	<b>2010-11</b>	<b>2011-12</b>	<b>2011-12</b>	<b>2012-13</b>	<b>%</b>	<b>2013-14</b>	<b>%</b>
	<b>Actual</b>	<b>Actual</b>	<b>Budget</b>	<b>Revised</b>	<b>Proposed</b>	<b>Change</b>	<b>Projected</b>	<b>Change</b>
<b>Beginning Balance, July 1</b>	<b>\$202,458</b>	<b>\$192,759</b>	<b>\$200,818</b>	<b>\$200,818</b>	<b>\$173,841</b>		<b>\$140,091</b>	
<b>Revenue Source:</b>								
Investment Income	1,898	1,833	1,000	1,000	800	20%	500	-38%
Assessment Fees	290,198	380,372	381,564	382,537	382,537	0%	382,537	0%
Other	1,350	13,207	0	2,718	0	0%	0	0%
Transfers In	115,500	108,000	100,000	100,000	107,000	7%	107,000	0%
<b>Total Revenue</b>	<b>408,946</b>	<b>503,412</b>	<b>482,564</b>	<b>486,255</b>	<b>490,337</b>	<b>1%</b>	<b>490,037</b>	<b>0%</b>
<b>Expenditures:</b>								
Personnel	95,454	95,542	74,609	74,233	78,426	6%	82,229	5%
Services & Supplies	128,508	173,023	206,572	201,449	201,054	0%	211,139	5%
Transfers Out	188,563	221,515	240,664	232,725	239,418	3%	242,529	1%
Interfund Charges	6,120	5,273	4,865	4,825	5,189	8%	5,291	2%
<b>Total Expenditures</b>	<b>418,645</b>	<b>495,353</b>	<b>526,710</b>	<b>513,232</b>	<b>524,087</b>	<b>2%</b>	<b>541,188</b>	<b>3%</b>
<b>Ending Balance, June 30</b>	<b>\$192,759</b>	<b>\$200,818</b>	<b>\$156,672</b>	<b>\$173,841</b>	<b>\$140,091</b>		<b>\$88,940</b>	

**CITY OF ANTIOCH  
2012-13 OPERATING BUDGET**

**SPECIAL REVENUE FUNDS**

**CITYWIDE DISTRICT 2A MAINTENANCE DISTRICT FUND (256) (Continued)**

<b>CITYWIDE DISTRICT 2A MAINTENANCE DISTRICT STAFFING SUMMARY</b>				
<b>Authorized &amp; Funded FTE's:</b>	<b>Authorized FTE's</b>	<b>Funded 2011-12</b>	<b>Funded 2012-13</b>	<b>Funded 2013-14</b>
Zone 3	0.1125	0.1125	0.11250	0.11250
Zone 4	0.0375	0.0375	0.03750	0.03750
Zone 5	0.2000	0.2000	0.20000	0.20000
Zone 6	0.0500	0.0500	0.05000	0.05000
Zone 8	0.2000	0.2000	0.20000	0.20000
Zone 9	0.1875	0.1875	0.18750	0.18750
Zone 10	0.10625	0.1000	0.10625	0.10625
<b>Total Authorized &amp; Funded FTE's:</b>	<b>0.89375</b>	<b>0.8875</b>	<b>0.89375</b>	<b>0.89375</b>

<b>CITYWIDE MAINTENANCE ZONE 3 (256-4563)</b>								
	<b>2009-10 Actual</b>	<b>2010-11 Actual</b>	<b>2011-12 Budget</b>	<b>2011-12 Revised</b>	<b>2012-13 Proposed</b>	<b>% Change</b>	<b>2013-14 Projected</b>	<b>% Change</b>
<b>Source of Funds:</b>								
Investment Income	1,898	1,833	1,000	1,000	800	-20%	500	-38%
Assessment Fees	14,506	14,414	14,496	14,496	14,496	0%	14,496	0%
Other	0	0	0	1,383	0	-100%	0	0%
Transfers In	26,000	28,000	20,000	20,000	20,000	0%	20,000	0%
<b>Total Source of Funds</b>	<b>42,404</b>	<b>44,247</b>	<b>35,496</b>	<b>36,879</b>	<b>35,296</b>	<b>-4%</b>	<b>34,996</b>	<b>-1%</b>
<b>Use of Funds:</b>								
Personnel	17,004	17,027	9,275	9,274	9,512	3%	9,997	5%
Services & Supplies	6,229	7,524	7,610	8,555	7,290	-15%	7,345	1%
Transfers Out	19,149	17,250	21,072	19,116	20,730	8%	21,222	2%
Interfund Charges	1,020	879	810	803	864	8%	881	2%
<b>Total Use of Funds</b>	<b>43,402</b>	<b>42,680</b>	<b>38,767</b>	<b>37,748</b>	<b>38,396</b>	<b>2%</b>	<b>39,445</b>	<b>3%</b>
Authorized FTE's	0.30	0.30	0.1125	0.1125	0.1125		0.1125	

**CITY OF ANTIOCH  
2012-13 OPERATING BUDGET**

**SPECIAL REVENUE FUNDS**

**CITYWIDE DISTRICT 2A MAINTENANCE DISTRICT FUND (256) (Continued)**

<b>CITYWIDE MAINTENANCE ZONE 4 (256-4564)</b>								
	<b>2009-10 Actual</b>	<b>2010-11 Actual</b>	<b>2011-12 Budget</b>	<b>2011-12 Revised</b>	<b>2012-13 Proposed</b>	<b>% Change</b>	<b>2013-14 Projected</b>	<b>% Change</b>
<b>Source of Funds:</b>								
Assessment Fees	12,925	12,843	12,843	12,916	12,916	0%	12,916	0%
Transfers In	6,500	15,000	10,000	10,000	12,000	20%	12,000	0%
<b>Total Source of Funds</b>	<b>19,425</b>	<b>27,843</b>	<b>22,843</b>	<b>22,916</b>	<b>24,916</b>	<b>9%</b>	<b>24,916</b>	<b>0%</b>
<b>Use of Funds:</b>								
Personnel	6,435	6,396	3,055	3,077	3,160	3%	3,312	5%
Services & Supplies	8,242	22,326	12,900	13,595	14,100	4%	14,100	0%
Transfers Out	4,967	5,049	6,168	5,595	6,067	8%	6,212	2%
Interfund Charges	1,020	879	811	804	865	8%	882	2%
<b>Total Use of Funds</b>	<b>20,664</b>	<b>34,650</b>	<b>22,934</b>	<b>23,071</b>	<b>24,192</b>	<b>5%</b>	<b>24,506</b>	<b>1%</b>
Authorized FTE's	0.06	0.10	0.0375	0.0375	0.0375		0.0375	

**CITY OF ANTIOCH  
2012-13 OPERATING BUDGET**

**SPECIAL REVENUE FUNDS**

**CITYWIDE DISTRICT 2A MAINTENANCE DISTRICT FUND (256) (Continued)**

CITYWIDE MAINTENANCE ZONE 5 (256-4565)								
	2009-10 Actual	2010-11 Actual	2011-12 Budget	2011-12 Revised	2012-13 Proposed	% Change	2013-14 Projected	% Change
<b>Source of Funds:</b>								
Assessment Fees	1,493	1,483	1,492	1,492	1,492	0%	1,492	0%
Other	0	0	0	105	0	-100%	0	0%
Transfers In	63,000	55,000	60,000	60,000	65,000	8%	65,000	0%
<b>Total Source of Funds</b>	<b>64,493</b>	<b>56,483</b>	<b>61,492</b>	<b>61,597</b>	<b>66,492</b>	<b>8%</b>	<b>66,492</b>	<b>0%</b>
<b>Use of Funds:</b>								
Personnel	16,572	16,669	17,330	16,280	18,125	11%	18,940	4%
Services & Supplies	10,020	15,474	19,010	20,130	20,162	0%	20,162	0%
Transfers Out	23,673	25,245	30,839	27,975	30,336	8%	31,057	2%
Interfund Charges	1,020	879	811	804	865	8%	882	2%
<b>Total Use of Funds</b>	<b>51,285</b>	<b>58,267</b>	<b>67,990</b>	<b>65,189</b>	<b>69,488</b>	<b>7%</b>	<b>71,041</b>	<b>2%</b>
Authorized FTE's	0.25	0.385	0.20	0.20	0.20		0.20	



**CITY OF ANTIOCH  
2012-13 OPERATING BUDGET**

**SPECIAL REVENUE FUNDS**

**CITYWIDE DISTRICT 2A MAINTENANCE DISTRICT FUND (256) (Continued)**

<b>CITYWIDE MAINTENANCE ZONE 6 (256-4566)</b>								
	<b>2009-10 Actual</b>	<b>2010-11 Actual</b>	<b>2011-12 Budget</b>	<b>2011-12 Revised</b>	<b>2012-13 Proposed</b>	<b>% Change</b>	<b>2013-14 Projected</b>	<b>% Change</b>
<b>Source of Funds:</b>								
Assessment Fees	28,601	28,420	28,500	28,582	28,582	0%	28,582	0%
Other	1,350	281	0	1,230	0	-100%	0	0%
Transfer In	20,000	10,000	10,000	10,000	10,000	0%	10,000	0%
<b>Total Source of Funds</b>	<b>49,951</b>	<b>38,701</b>	<b>38,500</b>	<b>39,812</b>	<b>38,582</b>	<b>-3%</b>	<b>38,582</b>	<b>0%</b>
<b>Use of Funds:</b>								
Personnel	9,060	9,037	4,458	4,407	4,575	4%	4,827	6%
Services & Supplies	21,704	23,318	30,760	31,290	30,760	-2%	30,760	0%
Transfers Out	6,874	7,573	9,252	8,393	9,101	8%	9,317	2%
Interfund Charges	1,020	879	811	805	865	7%	882	2%
<b>Total Use of Funds</b>	<b>38,658</b>	<b>40,807</b>	<b>45,281</b>	<b>44,895</b>	<b>45,301</b>	<b>1%</b>	<b>45,786</b>	<b>1%</b>
Authorized FTE's	0.06	0.15	0.05	0.05	0.05		0.05	

**CITY OF ANTIOCH  
2012-13 OPERATING BUDGET**

**SPECIAL REVENUE FUNDS**

**CITYWIDE DISTRICT 2A MAINTENANCE DISTRICT FUND (256) (Continued)**

<b>CITYWIDE MAINTENANCE ZONE 8 (256-4568)</b>								
	<b>2009-10 Actual</b>	<b>2010-11 Actual</b>	<b>2011-12 Budget</b>	<b>2011-12 Revised</b>	<b>2012-13 Proposed</b>	<b>% Change</b>	<b>2013-14 Projected</b>	<b>% Change</b>
<b>Source of Funds:</b>								
Assessment Fees	74,816	74,343	74,700	74,766	74,766	0%	74,766	0%
<b>Total Source of Funds</b>	<b>74,816</b>	<b>74,343</b>	<b>74,700</b>	<b>74,766</b>	<b>74,766</b>	<b>0%</b>	<b>74,766</b>	<b>0%</b>
<b>Use of Funds:</b>								
Personnel	18,746	18,759	15,925	16,245	16,657	3%	17,479	5%
Services & Supplies	16,781	20,597	19,613	20,555	21,393	4%	21,423	0%
Transfers Out	33,767	49,775	44,157	41,914	38,764	-8%	39,328	1%
Interfund Charges	1,020	879	811	804	865	8%	882	2%
<b>Total Use of Funds</b>	<b>70,314</b>	<b>90,010</b>	<b>80,506</b>	<b>79,518</b>	<b>77,679</b>	<b>-2%</b>	<b>79,112</b>	<b>2%</b>
Authorized FTE's	0.25	0.235	0.20	0.20	0.20		0.20	

**CITY OF ANTIOCH  
2012-13 OPERATING BUDGET**

**SPECIAL REVENUE FUNDS**

**CITYWIDE DISTRICT 2A MAINTENANCE DISTRICT FUND (256) (Continued)**

<b>CITYWIDE MAINTENANCE ZONE 9 (256-4569)</b>								
	<b>2009-10 Actual</b>	<b>2010-11 Actual</b>	<b>2011-12 Budget</b>	<b>2011-12 Revised</b>	<b>2012-13 Proposed</b>	<b>% Change</b>	<b>2013-14 Projected</b>	<b>% Change</b>
<b>Source of Funds:</b>								
Assessment Fees	116,069	115,336	116,000	115,992	115,992	0%	115,992	0%
Other	0	12,926	0	0	0	0%	0	0%
<b>Total Source of Funds</b>	<b>116,069</b>	<b>128,262</b>	<b>116,000</b>	<b>115,992</b>	<b>115,992</b>	<b>0%</b>	<b>115,992</b>	<b>0%</b>
<b>Use of Funds:</b>								
Personnel	18,326	18,463	15,207	15,434	15,806	2%	16,596	5%
Services & Supplies	29,593	41,760	44,265	44,265	44,275	0%	44,275	0%
Transfers Out	53,158	60,409	65,910	68,943	71,544	4%	72,252	1%
Interfund Charges	1,020	878	811	805	865	7%	882	2%
<b>Total Use of Funds</b>	<b>102,097</b>	<b>121,510</b>	<b>126,193</b>	<b>129,447</b>	<b>132,490</b>	<b>2%</b>	<b>134,005</b>	<b>1%</b>
Authorized FTE's	0.25	0.325	0.1875	0.1875	0.1875		0.1875	

<b>CITYWIDE MAINTENANCE ZONE 10 (256-4572)</b>								
	<b>2009-10 Actual</b>	<b>2010-11 Actual</b>	<b>2011-12 Budget</b>	<b>2011-12 Revised</b>	<b>2012-13 Proposed</b>	<b>% Change</b>	<b>2013-14 Projected</b>	<b>% Change</b>
<b>Source of Funds:</b>								
Assessment Fees	41,788	133,533	133,533	134,293	134,293	0%	134,293	0%
<b>Total Source of Funds</b>	<b>41,788</b>	<b>133,533</b>	<b>133,533</b>	<b>134,293</b>	<b>134,293</b>	<b>0%</b>	<b>134,293</b>	<b>0%</b>
<b>Use of Funds:</b>								
Personnel	9,311	9,191	9,359	9,516	10,591	11%	11,078	5%
Services & Supplies	35,939	42,024	72,414	63,059	63,074	0%	73,074	16%
Transfers Out	46,975	56,214	63,266	60,789	62,876	3%	63,141	0%
<b>Total Use of Funds</b>	<b>92,225</b>	<b>107,429</b>	<b>145,039</b>	<b>133,364</b>	<b>136,541</b>	<b>2%</b>	<b>147,293</b>	<b>8%</b>
Authorized FTE's	0.00	0.10	0.10	0.10	0.10625		0.10625	

**CITY OF ANTIOCH  
2012-13 OPERATING BUDGET**

**SPECIAL REVENUE FUNDS**

**STREET LIGHT AND LANDSCAPE MAINTENANCE DISTRICT ADMINISTRATION FUND (257)**

Park Administration provides funds for items shared by all six landscape maintenance districts such as vehicle and landscape equipment and provides oversight personnel for a wide variety of services, including maintenance of street trees, medians, cul-de-sacs and open space. Any overtime incurred by crews working in the landscape districts is paid from this fund. A portion of the Work Alternative Program (WAP) is also funded.

<b>STREET LIGHT AND LANDSCAPE MAINTENANCE DISTRICT ADMINISTRATION (FUND 257)</b>								
<b>Statement of Revenues, Expenditures and Change in Fund Balance</b>								
	<b>2009-10 Actual</b>	<b>2010-11 Actual</b>	<b>2011-12 Budget</b>	<b>2011-12 Revised</b>	<b>2012-13 Proposed</b>	<b>% Change</b>	<b>2013-14 Projected</b>	<b>% Change</b>
<b>Beginning Balance, July 1</b>	(\$2,130)	\$0	\$0	\$0	\$0		\$0	
<b>Revenue Source:</b>								
Other	0	450	0	535	0	0%	0	0%
Transfers In	383,564	420,743	513,981	466,256	505,604	8%	517,615	2%
<b>Total Revenue</b>	<b>383,564</b>	<b>421,193</b>	<b>513,981</b>	<b>466,791</b>	<b>505,604</b>	<b>8%</b>	<b>517,615</b>	<b>2%</b>
<b>Expenditures:</b>								
Personnel	56,158	65,107	66,980	79,869	60,172	-25%	62,817	4%
Services & Supplies	99,111	167,712	242,837	191,625	238,192	24%	241,432	1%
Transfers Out	16,636	12,163	15,560	15,560	15,817	2%	16,468	4%
Interfund Charges	209,529	176,211	188,604	179,737	191,423	7%	196,898	3%
<b>Total Expenditures</b>	<b>381,434</b>	<b>421,193</b>	<b>513,981</b>	<b>466,791</b>	<b>505,604</b>	<b>8%</b>	<b>517,615</b>	<b>2%</b>
<b>Ending Balance, June 30</b>	<b>\$0</b>	<b>\$0</b>	<b>\$0</b>	<b>\$0</b>	<b>\$0</b>		<b>\$0</b>	
			<b>Authorized FTE's</b>	<b>Funded 2011-12</b>	<b>Funded 2012-13</b>	<b>Funded 2013-14</b>		
<b>Authorized &amp; Funded FTE's:</b>			1.725	0.40	0.325	0.325		

**CITY OF ANTIOCH  
2012-13 OPERATING BUDGET**

**SPECIAL REVENUE FUNDS**

**EAST LONE TREE DISTRICT FUND (259)**

East Lone Tree District came on line during fiscal year 06-07 and provides a variety of services to maintain landscaped and non-landscaped areas, including minor medians, open space, cul-de-sacs, trails, right-of-ways, and neighborhood landscaping; special provisions are included for creek maintenance for a period of five years.

<b>EAST LONE TREE STREET LIGHT AND LANDSCAPE MAINTENANCE DISTRICT (FUND 259)</b>								
<b>Statement of Revenues, Expenditures and Change in Fund Balance</b>								
	<b>2009-10 Actual</b>	<b>2010-11 Actual</b>	<b>2011-12 Budget</b>	<b>2011-12 Revised</b>	<b>2012-13 Proposed</b>	<b>% Change</b>	<b>2013-14 Projected</b>	<b>% Change</b>
<b>Beginning Balance, July 1</b>	<b>\$235,950</b>	<b>\$190,956</b>	<b>\$96,499</b>	<b>\$96,499</b>	<b>\$76,856</b>		<b>\$40,524</b>	
<b>Revenue Source:</b>								
Investment Income	2,942	1,199	1,000	1,000	1,000	0%	1,000	0%
Assessment Fees	73,729	32,071	73,680	59,675	59,675	0%	59,675	0%
Other	0	450	0	0	0	0%	0	0%
<b>Total Revenue</b>	<b>76,671</b>	<b>33,720</b>	<b>74,680</b>	<b>60,675</b>	<b>60,675</b>	<b>0%</b>	<b>60,675</b>	<b>0%</b>
<b>Expenditures:</b>								
Personnel	4,651	4,552	9,185	9,185	10,351	13%	10,893	5%
Services & Supplies	39,978	44,443	66,770	51,470	66,600	29%	66,650	0%
Transfers Out	77,036	79,182	20,140	19,663	20,056	2%	20,176	1%
<b>Total Expenditures</b>	<b>121,665</b>	<b>128,177</b>	<b>96,095</b>	<b>80,318</b>	<b>97,007</b>	<b>21%</b>	<b>97,719</b>	<b>1%</b>
<b>Ending Balance, June 30</b>	<b>\$190,956</b>	<b>\$96,499</b>	<b>\$75,084</b>	<b>\$76,856</b>	<b>\$40,524</b>		<b>\$3,480</b>	
			<b>Authorized FTE's</b>	<b>Funded 2011-12</b>	<b>Funded 2012-13</b>		<b>Funded 2013-14</b>	
<b>Authorized &amp; Funded FTE's:</b>			0.10625	0.10	0.10625		0.10625	

**CITY OF ANTIOCH  
2012-13 OPERATING BUDGET**

**CAPITAL PROJECTS  
FUNDS**

**CITY OF ANTIOCH  
2012-13 OPERATING BUDGET**

**CAPITAL PROJECTS FUNDS**

Capital Projects funds are utilized to account for resources used for the acquisition and construction of capital facilities by the City, with the exception of those assets financed by special revenue or proprietary funds. The City maintains six capital projects funds listed below in the Capital Projects Fund Summary table.

<b>CAPITAL PROJECTS FUNDS SUMMARY</b>								
<b>Description</b>	<b>Fund #</b>	<b>Estimated Balance 7/1/012</b>	<b>Proposed Revenues</b>	<b>Proposed Expenditures</b>	<b>Estimated Balance 6/30/13</b>	<b>Projected Revenues</b>	<b>Projected Expenditures</b>	<b>Estimated Balance 6/30/14</b>
Capital Improvements (CIP)	311	\$159,399	\$2,643,800	\$2,656,094	\$147,105	\$232,500	\$249,049	\$130,556
Prewett Park CIP	312	16,171	0	0	16,171	0	0	16,171
Residential Development Allocation	319	142,711	100	122,435	20,376	100	0	20,476
Hillcrest Assessment District Construction #26	361	372,672	1,200	7,389	366,483	1,000	6,111	361,372
Lone Tree Assessment District Const #27/31	376	2,817,798	16,000	1,330,646	1,503,152	4,311,000	5,653,766	160,386
Hillcrest/Highway 4 Bridge Benefit District	391	37,058	250	274	37,034	250	275	37,009
<b>Total Capital Projects Funds</b>		<b>\$3,545,809</b>	<b>\$2,661,350</b>	<b>\$4,116,838</b>	<b>\$2,090,321</b>	<b>\$4,544,850</b>	<b>\$5,909,201</b>	<b>\$725,970</b>

**CITY OF ANTIOCH  
2012-13 OPERATING BUDGET**

**CAPITAL PROJECTS FUNDS**

**CAPITAL IMPROVEMENT FUND (CIP) (311)**

The Capital Improvement Fund was established in 1987 to set aside money from the General Fund for any capital improvement project not provided for in one of the other funds. The City can transfer General Fund dollars to the Capital Improvement Fund as needed.

<b>CAPITAL IMPROVEMENT FUND (FUND 311)</b>								
<b>Statement of Revenues, Expenditures and Change in Fund Balance</b>								
	<b>2009-10 Actual</b>	<b>2010-11 Actual</b>	<b>2011-12 Budget</b>	<b>2011-12 Revised</b>	<b>2012-13 Proposed</b>	<b>% Change</b>	<b>2012-13 Projected</b>	<b>% Change</b>
<b>Beginning Balance, July 1</b>	<b>(\$147,499)</b>	<b>\$207,944</b>	<b>\$1,106,759</b>	<b>\$1,106,759</b>	<b>\$159,399</b>		<b>\$147,105</b>	
<b>Revenue Source:</b>								
Investment Income	8,526	7,522	3,000	3,000	2,800	-7%	2,500	-11%
Revenue from Other Agencies	778,229	642,727	934,253	1,342,463	2,206,000	64%	0	-100%
Current Service Charges	47,728	11,506	25,000	5,904	5,000	-15%	0	-100%
Other	3,162,824	1,873,460	20,000	22,563	10,000	0%	10,000	100%
Transfers In	210,000	1,266,789	290,000	618,156	420,000	-32%	220,000	-48%
<b>Total Revenue</b>	<b>4,207,307</b>	<b>3,802,004</b>	<b>1,272,253</b>	<b>1,992,086</b>	<b>2,643,800</b>	<b>33%</b>	<b>232,500</b>	<b>-91%</b>
<b>Expenditures:</b>								
Personnel	0	107	0	0	0	0%	0	0%
Services & Supplies	254,218	1,318	21,500	21,500	11,500	-47%	11,500	0%
Capital Projects	3,197,806	2,874,030	1,194,253	2,892,924	2,626,000	-9%	220,000	-92%
Transfers Out	370,000	0	0	0	0	0%	0	0%
Interfund Charges	29,840	27,734	23,590	25,022	18,594	-26%	17,549	-6%
<b>Total Expenditures</b>	<b>3,851,864</b>	<b>2,903,189</b>	<b>1,239,343</b>	<b>2,939,446</b>	<b>2,656,094</b>	<b>-10%</b>	<b>249,049</b>	<b>-91%</b>
<b>Ending Balance, June 30</b>	<b>\$207,944</b>	<b>\$1,106,759</b>	<b>\$1,139,669</b>	<b>\$159,399</b>	<b>\$147,105</b>		<b>\$130,556</b>	
Authorized FTE's	0.00	0.00	0.00	0.00	0.00		0.00	



**CITY OF ANTIOCH  
2012-13 OPERATING BUDGET**

**CAPITAL PROJECTS FUNDS**

**CAPITAL IMPROVEMENT FUND (CIP) (311) (Continued)**

<b>CAPITAL IMPROVEMENT (311-2520)</b>								
	<b>2009-10 Actual</b>	<b>2010-11 Actual</b>	<b>2011-12 Budget</b>	<b>2011-12 Revised</b>	<b>2012-13 Proposed</b>	<b>% Change</b>	<b>2013-14 Projected</b>	<b>% Change</b>
<b>Revenue Source:</b>								
Investment Income	8,526	7,522	3,000	3,000	2,800	-7%	2,500	-11%
Revenue from Other Agencies	778,229	98,958	85,253	85,253	0	-100%	0	0%
Current Service Charges	47,728	10,806	25,000	5,904	5,000	-15%	0	-100%
Other	3,162,824	1,873,460	0	2,563	0	-100%	0	0%
Transfers In	210,000	1,266,789	290,000	618,156	420,000	-32%	220,000	-48%
<b>Total Revenue</b>	<b>4,207,307</b>	<b>3,257,535</b>	<b>403,253</b>	<b>714,876</b>	<b>427,800</b>	<b>-40%</b>	<b>222,500</b>	<b>-48%</b>
<b>Expenditures:</b>								
Services & Supplies	624,218	1,318	1,500	1,500	1,500	0%	1,500	0%
Capital Projects	3,197,806	2,329,561	345,253	1,648,731	420,000	-75%	220,000	-48%
Transfers Out	0	0	0	0	0	0%	0	0%
Interfund Charges	29,840	27,734	23,590	25,022	18,594	-26%	17,549	-6%
<b>Total Expenditures</b>	<b>3,851,864</b>	<b>2,358,613</b>	<b>370,343</b>	<b>1,675,253</b>	<b>440,094</b>	<b>-74%</b>	<b>239,049</b>	<b>-46%</b>
Authorized FTE's	0.00	0.00	0.00	0.00	0.00		0.00	

The following projects are budgeted in the Capital Improvement Division:

<b>Capital Projects</b>	<b>2011-12 Revised</b>	<b>2012-13 Proposed</b>	<b>2013-14 Projected</b>
Dep. of Energy Grant Proj.	\$85,253	\$0	\$0
Sidewalk Repair	170,000	220,000	220,000
Monitoring Wells	59,000	0	0
Markley Creek Culvert	1,334,478	200,000	0
<b>Total Capital Projects</b>	<b>\$1,648,731</b>	<b>\$420,000</b>	<b>\$220,000</b>

**CITY OF ANTIOCH  
2012-13 OPERATING BUDGET**

**CAPITAL PROJECTS FUNDS**

**CAPITAL IMPROVEMENT FUND (CIP) (311) (Continued)**

MEASURE WW (311-2525)								
	2009-10 Actual	2010-11 Actual	2011-12 Budget	2011-12 Revised	2012-13 Proposed	% Change	2013-14 Projected	% Change
<b>Revenue Source:</b>								
Revenue from Other Agencies	0	543,769	849,000	1,257,210	2,206,000	75%	0	-100%
Charges for Services	0	700	0	0	0	0%	0	0%
<b>Total Revenue</b>	<b>0</b>	<b>544,469</b>	<b>849,000</b>	<b>1,257,210</b>	<b>2,206,000</b>	<b>75%</b>	<b>0</b>	<b>-100%</b>
<b>Expenditures:</b>								
Golf Course Driving Range Lighting	0	58,510	0	191,798	0	-100%	0	0%
Fishing Pier Pavilion	0	0	0	0	66,000	100%	0	-100%
Prewett Park	0	339,201	624,000	5,181	0	-100%	0	0%
Parks & Rec Security Cameras	0	0	225,000	225,000	0	-100%	0	0%
Waterpark Renovations	0	0	0	80,000	340,000	325%	0	-100%
Turf Fields	0	0	0	740,000	1,800,000	143%	0	-100%
Deerfield Park Playground Equipment	0	69,955	0	1,107	0	-100%	0	0%
Eagleridge Park Playground Equipment	0	76,803	0	1,107	0	-100%	0	0%
<b>Total Expenditures</b>	<b>0</b>	<b>0</b>	<b>849,000</b>	<b>1,244,193</b>	<b>2,206,000</b>	<b>77%</b>	<b>0</b>	<b>-100%</b>
Authorized FTE's	0.00	0.00	0.00	0.00	0.00		0.00	

ENERGY EFFICIENCY & CONSERVATION (311-2535)								
	2009-10 Actual	2010-11 Actual	2011-12 Budget	2011-12 Revised	2012-13 Proposed	% Change	2013-14 Projected	% Change
<b>Revenue Source:</b>								
Other	0	0	20,000	20,000	10,000	100%	10,000	0%
<b>Total Revenue</b>	<b>0</b>	<b>0</b>	<b>20,000</b>	<b>20,000</b>	<b>10,000</b>	<b>100%</b>	<b>10,000</b>	<b>0%</b>
<b>Expenditures:</b>								
Services & Supplies	0	0	20,000	20,000	10,000	100%	10,000	0%
<b>Total Expenditures</b>	<b>0</b>	<b>0</b>	<b>20,000</b>	<b>20,000</b>	<b>10,000</b>	<b>100%</b>	<b>10,000</b>	<b>0%</b>
Authorized FTE's	0.00	0.00	0.00	0.00	0.00		0.00	

**CITY OF ANTIOCH  
2012-13 OPERATING BUDGET**

**CAPITAL PROJECTS FUNDS**

**PREWETT PARK CIP FUND (312)**

The Prewett Park CIP Fund tracks the capital improvement expenses for the Prewett Family Water Park. The City is reimbursed for expenditures through the Antioch Area Public Facilities Financing Agency (Mello Roos).

<b>PREWETT CIP (FUND 312)</b>								
<b>Statement of Revenues, Expenditures and Change in Fund Balance</b>								
	<b>2009-10 Actual</b>	<b>2010-11 Actual</b>	<b>2011-12 Budget</b>	<b>2011-12 Revised</b>	<b>2012-13 Proposed</b>	<b>% Change</b>	<b>2013-14 Projected</b>	<b>% Change</b>
<b>Beginning Balance, July 1</b>	<b>\$14,371</b>	<b>\$14,371</b>	<b>\$7,048</b>	<b>\$7,048</b>	<b>\$16,171</b>		<b>\$16,171</b>	
<b>Revenue Source:</b>								
Interest Income	0	0	0	1,800	0	-100%	0	0%
Revenue from Other Agencies	12,453,514	6,301,413	0	249,384	0	-100%	0	0%
<b>Total Revenue</b>	<b>12,453,514</b>	<b>6,301,413</b>	<b>0</b>	<b>251,184</b>	<b>0</b>	<b>-100%</b>	<b>0</b>	<b>0%</b>
<b>Use of Funds:</b>								
Personnel	165,663	168,219	0	0	0	0%	0	0%
Services & Supplies	473	128	24,755	42,061	0	-100%	0	0%
Prewett Park	12,287,378	6,140,389	0	200,000	0	-100%	0	0%
<b>Total Use of Funds</b>	<b>12,453,514</b>	<b>6,308,736</b>	<b>24,755</b>	<b>242,061</b>	<b>0</b>	<b>-100%</b>	<b>0</b>	<b>0%</b>
<b>Ending Balance, June 30</b>	<b>\$14,371</b>	<b>\$7,048</b>	<b>-\$17,707</b>	<b>\$16,171</b>	<b>\$16,171</b>		<b>\$16,171</b>	
Authorized FTE's	1.00	1.00	1.00	1.00	1.00		1.00	

**CITY OF ANTIOCH  
2012-13 OPERATING BUDGET**

**CAPITAL PROJECTS FUNDS**

**RESIDENTIAL DEVELOPMENT ALLOCATION FUND (319)**

The Residential Development Allocation Program (RDA) was adopted May 14, 2002, by the City Council. It requires that allocations be obtained prior to receiving residential development entitlements and ultimately, the issuance of building permits for residential projects. A Development Allocation is the right to proceed, subject to all applicable requirements, to obtain entitlements. This newly enacted process may provide funding for specific capital improvements projects as approved by the City Council.

<b>RESIDENTIAL DEVELOPMENT ALLOCATION (FUND 319) Statement of Revenues, Expenditures and Change in Fund Balance</b>								
	<b>2009-10 Actual</b>	<b>2010-11 Actual</b>	<b>2011-12 Budget</b>	<b>2011-12 Revised</b>	<b>2012-13 Proposed</b>	<b>% Change</b>	<b>2013-14 Projected</b>	<b>% Change</b>
<b>Beginning Balance, July 1</b>	<b>\$1,239,236</b>	<b>\$535,250</b>	<b>\$297,199</b>	<b>\$297,199</b>	<b>\$142,711</b>		<b>\$20,376</b>	
<b>Revenue Source:</b>								
Investment Income	8,464	2,705	500	750	100	-87%	100	0%
Contributions	100	0	0	12,000	0	-100%	0	0%
Other	3,100	0	0	0	0	0%	0	0%
<b>Total Revenue</b>	<b>11,664</b>	<b>2,705</b>	<b>500</b>	<b>12,750</b>	<b>100</b>	<b>-99%</b>	<b>0</b>	<b>-100%</b>
<b>Expenditures:</b>								
Services & Supplies	278,403	131,833	118,048	157,708	122,435	-22%	0	-100%
Capital Projects	201,657	0	0	0	0	0%	0	0%
Transfers Out	224,363	100,000	0	0	0	0%	0	0%
Interfund Charges	11,227	8,923	9,775	9,530	0	-100%	0	0%
<b>Total Expenditures</b>	<b>715,650</b>	<b>240,756</b>	<b>127,823</b>	<b>167,238</b>	<b>122,435</b>	<b>-27%</b>	<b>0</b>	<b>-100%</b>
<b>Ending Balance, June 30</b>	<b>\$535,250</b>	<b>\$297,199</b>	<b>\$169,876</b>	<b>\$142,711</b>	<b>\$20,376</b>		<b>\$20,476</b>	
Authorized FTE's	0.00	0.00	0.00	0.00	0.00		0.00	

**CITY OF ANTIOCH  
2012-13 OPERATING BUDGET**

**CAPITAL PROJECTS FUNDS**

**HILLCREST ASSESSMENT DISTRICT #26 CONSTRUCTION FUND (361)**

The Hillcrest Assessment District No. 26 Construction Fund accounts for the expenditures related to the assessment district.

<b>HILLCREST AD (FUND 361)</b>								
<b>Statement of Revenues, Expenditures and Change in Fund Balance</b>								
	<b>2009-10 Actual</b>	<b>2010-11 Actual</b>	<b>2011-12 Budget</b>	<b>2011-12 Revised</b>	<b>2012-13 Proposed</b>	<b>% Change</b>	<b>2013-14 Projected</b>	<b>% Change</b>
<b>Beginning Balance, July 1</b>	<b>\$1,366,341</b>	<b>\$1,185,777</b>	<b>\$385,558</b>	<b>\$385,558</b>	<b>\$372,672</b>		<b>\$366,483</b>	
<b>Revenue Source:</b>								
Investment Income	15,940	5,377	750	1,500	1,200	-20%	1,000	-17%
Charges for Services	0	5,221	0	508	0	0%	0	0%
<b>Total Revenue</b>	<b>15,940</b>	<b>10,598</b>	<b>750</b>	<b>2,008</b>	<b>1,200</b>	<b>-40%</b>	<b>1,000</b>	<b>-17%</b>
<b>Expenditures:</b>								
Personnel	210	38,794	30,000	922	5,000	442%	5000	0%
Services & Supplies	27,917	3,017	1,500	1,000	500	-50%	500	0%
Capital Projects	161,000	761,743	345,000	0	0	0%	0	0%
Interfund Charges	7,377	7,263	12,984	12,972	1,889	-85%	611	-68%
<b>Total Expenditures</b>	<b>196,504</b>	<b>810,817</b>	<b>389,484</b>	<b>14,894</b>	<b>7,389</b>	<b>-50%</b>	<b>6,111</b>	<b>-17%</b>
<b>Ending Balance, June 30</b>	<b>\$1,185,777</b>	<b>\$385,558</b>	<b>(\$3,176)</b>	<b>\$372,672</b>	<b>\$366,483</b>		<b>\$361,372</b>	
Authorized FTE's	0.00	0.00	0.00	0.00	0.00		0.00	

**CITY OF ANTIOCH  
2012-13 OPERATING BUDGET**

**CAPITAL PROJECTS FUNDS**

**LONE DIAMOND ASSESSMENT DISTRICT #27/32 CONSTRUCTION FUND (376)**

The Lone Diamond Assessment District #27/31 Construction Fund accounts for the expenditures related to this assessment district.

<b>LONE DIAMOND ASSESSMENT DISTRICT CONSTRUCTION FUND (FUND 376)</b>								
<b>Statement of Revenues, Expenditures and Change in Fund Balance</b>								
	<b>2009-10</b>	<b>2010-11</b>	<b>2011-12</b>	<b>2011-12</b>	<b>2012-13</b>	<b>%</b>	<b>2013-14</b>	<b>%</b>
	<b>Actual</b>	<b>Actual</b>	<b>Budget</b>	<b>Revised</b>	<b>Proposed</b>	<b>Change</b>	<b>Projected</b>	<b>Change</b>
<b>Beginning Balance, July 1</b>	<b>\$3,594,185</b>	<b>\$3,479,282</b>	<b>\$2,845,395</b>	<b>\$2,845,395</b>	<b>\$2,817,798</b>		<b>\$1,503,152</b>	
<b>Revenue Source:</b>								
Investment Income	47,826	32,845	10,000	12,000	6,000	-50%	1,000	-83%
Charges for Services	30,278	20,200	10,000	53,499	10,000	-81%	10,000	0%
Revenue from Other Agencies	0	0	0	0	0	0%	4,300,000	100%
Other	0	0	0	1,193	0	-100%	0	0%
<b>Total Revenue</b>	<b>78,104</b>	<b>53,045</b>	<b>20,000</b>	<b>66,692</b>	<b>16,000</b>	<b>-76%</b>	<b>4,311,000</b>	<b>26844%</b>
<b>Expenditures:</b>								
Personnel	15,446	46,316	67,500	37,449	67,660	81%	67,660	0%
Services & Supplies	67,163	70,352	60,000	20,000	35,000	75%	35,000	0%
Capital Projects	105,519	565,733	1,000,000	10,000	1,200,000	11900%	5,500,000	358%
Interfund Charges	4,879	4,531	26,836	26,840	27,986	4%	51,106	83%
<b>Total Expenditures</b>	<b>193,007</b>	<b>686,932</b>	<b>1,154,336</b>	<b>94,289</b>	<b>1,330,646</b>	<b>1311%</b>	<b>5,653,766</b>	<b>325%</b>
<b>Ending Balance, June 30</b>	<b>\$3,479,282</b>	<b>\$2,845,395</b>	<b>\$1,711,059</b>	<b>\$2,817,798</b>	<b>\$1,503,152</b>		<b>\$160,386</b>	
FTE's	0.00	0.00	0.00	0.00	0.00		0.00	

<b>Capital Projects</b>	<b>2011-12</b>	<b>2012-13</b>	<b>2013-14</b>
	<b>Revised</b>	<b>Proposed</b>	<b>Projected</b>
West Antioch Creek	\$0	\$500,000	\$5,500,000
Lone Tree Way Intersection Imp Phase C	10,000	700,000	0
<b>Total Capital Projects</b>	<b>\$10,000</b>	<b>\$1,200,000</b>	<b>\$5,500,000</b>

**CITY OF ANTIOCH  
2012-13 OPERATING BUDGET**

**CAPITAL PROJECTS FUNDS**

**HILLCREST/HIGHWAY 4 BRIDGE BENEFIT DISTRICT (391)**

The Hillcrest/Highway 4 Bridge Benefit District was formed to collect fees to build the bridge going over State Route Highway 4. This district was formed for anyone that lives or plans construction in this area that will benefit from the construction of the bridge.

<b>HILLCREST/HIGHWAY 4 BRIDGE DISTRICT (FUND 391) Statement of Revenues, Expenditures and Change in Fund Balance</b>								
	<b>2009-10 Actual</b>	<b>2010-11 Actual</b>	<b>2011-12 Budget</b>	<b>2011-12 Revised</b>	<b>2012-13 Proposed</b>	<b>% Change</b>	<b>2013-14 Projected</b>	<b>% Change</b>
<b>Beginning Balance, July 1</b>	<b>\$1,303,376</b>	<b>\$1,316,999</b>	<b>\$21,944</b>	<b>\$21,944</b>	<b>\$37,058</b>		<b>\$37,034</b>	
<b>Revenue Source:</b>								
Investment Income	18,135	-913	250	250	250	0%	250	0%
Bridge Fees	0	8,230	0	14,986	0	-100%	0	0%
<b>Total Revenues</b>	<b>18,135</b>	<b>7,317</b>	<b>250</b>	<b>15,236</b>	<b>250</b>	<b>-98%</b>	<b>250</b>	<b>0%</b>
<b>Expenditures:</b>								
Services & Supplies	4,490	1,302,352	300	100	250	150%	250	0%
Interfund Charges	22	20	22	22	24	9%	25	4%
<b>Total Expenditures</b>	<b>4,512</b>	<b>1,302,372</b>	<b>322</b>	<b>122</b>	<b>274</b>	<b>125%</b>	<b>275</b>	<b>0%</b>
<b>Ending Balance, June 30</b>	<b>\$1,316,999</b>	<b>\$21,944</b>	<b>\$21,872</b>	<b>\$37,058</b>	<b>\$37,034</b>		<b>\$37,009</b>	

CITY OF ANTIOCH  
2012-13 OPERATING BUDGET

**DEBT SERVICE FUNDS**



**CITY OF ANTIOCH  
2012-13 OPERATING BUDGET**

**DEBT SERVICE FUNDS**

The City maintains two Debt Service funds to account for debt obligations of the general government. The following funds account for debt service activity:

- ABAG 2001 Lease Revenue Bonds
- Honeywell Debt Service

**ASSOCIATION OF BAY AREA GOVERNMENTS (ABAG)  
2001 LEASE REVENUE BONDS (411)**

In July 2001, ABAG issued \$6,300,000 of Lease Revenue Bonds to refund the outstanding ABAG XXV Irrigation Project Lease and to finance the construction of a new clubhouse at the Lone Tree Golf Course. The Lone Tree Golf Course reimburses the City for all debt service and other expenditures of the fund. All construction funds have been drawn down, and the final debt service payment will be made in July 2031.

<b>ABAG 2001 DEBT SERVICE (FUND 411) Statement of Revenues, Expenditures and Change in Fund Balance</b>								
	<b>2009-10 Actual</b>	<b>2010-11 Actual</b>	<b>2011-12 Budget</b>	<b>2011-12 Revised</b>	<b>2012-13 Proposed</b>	<b>% Change</b>	<b>2013-14 Projected</b>	<b>% Change</b>
<b>Beginning Balance, July 1</b>	<b>\$676,760</b>	<b>\$716,708</b>	<b>\$721,704</b>	<b>\$721,704</b>	<b>\$723,526</b>		<b>\$723,531</b>	
<b>Revenue Source:</b>								
Investment Income	19,683	19,682	19,689	19,684	19,684	0%	19,684	0%
Other	404,827	409,665	403,774	405,435	402,701	-1%	400,908	0%
<b>Total Revenues</b>	<b>424,510</b>	<b>429,347</b>	<b>423,463</b>	<b>425,119</b>	<b>422,385</b>	<b>-1%</b>	<b>420,592</b>	<b>0%</b>
<b>Expenditures:</b>								
Services & Supplies	5,437	5,221	5,500	5,344	6,045	13%	6,405	7%
Debt Service	379,125	419,130	417,953	417,953	416,335	0%	414,182	-1%
<b>Total Expenditures</b>	<b>384,562</b>	<b>424,351</b>	<b>423,453</b>	<b>423,297</b>	<b>422,380</b>	<b>0%</b>	<b>420,587</b>	<b>0%</b>
<b>Ending Balance, June 30</b>	<b>\$716,708</b>	<b>\$721,704</b>	<b>\$721,714</b>	<b>\$723,526</b>	<b>\$723,531</b>		<b>\$723,536</b>	

**CITY OF ANTIOCH  
2012-13 OPERATING BUDGET**

**DEBT SERVICE FUNDS**

**HONEYWELL DEBT SERVICE FUND (416)** – In 2009, the City entered into a lease agreement with Bank of America for funding of interior building lighting retrofit, and street and park lighting retrofit. The project is being completed by Honeywell. Funds to pay for the lease are from energy savings generated from the specific projects.

<b>HONEYWELL DEBT SERVICE (FUND 416)</b>								
<b>Statement of Revenues, Expenditures and Change in Fund Balance</b>								
	<b>2008-09</b>	<b>2010-11</b>	<b>2011-12</b>	<b>2011-12</b>	<b>2012-13</b>	<b>%</b>	<b>2013-14</b>	<b>%</b>
	<b>Actual</b>	<b>Actual</b>	<b>Budget</b>	<b>Revised</b>	<b>Proposed</b>	<b>Change</b>	<b>Projected</b>	<b>Change</b>
<b>Beginning Balance, July 1</b>		<b>\$0</b>	<b>\$19</b>	<b>\$19</b>	<b>\$0</b>		<b>\$0</b>	
<b>Revenue Source:</b>								
Investment Income	0	29	0	0	0	0%	0	0%
Other	0	38,811	0	0	0	0%	0	0%
Transfers In	0	335,484	504,160	504,141	510,605	1%	516,140	1%
<b>Total Revenues</b>	<b>0</b>	<b>374,324</b>	<b>504,160</b>	<b>504,141</b>	<b>510,605</b>	<b>1%</b>	<b>516,140</b>	<b>1%</b>
<b>Expenditures:</b>								
Debt Service	0	374,305	504,160	504,160	510,605	1%	516,140	1%
<b>Total Expenditures</b>	<b>0</b>	<b>374,305</b>	<b>504,160</b>	<b>504,160</b>	<b>510,605</b>	<b>1%</b>	<b>516,140</b>	<b>1%</b>
<b>Ending Balance, June 30</b>	<b>\$0</b>	<b>\$19</b>	<b>\$19</b>	<b>\$0</b>	<b>\$0</b>		<b>\$0</b>	

**This page left intentionally blank**

CITY OF ANTIOCH  
2012-13 OPERATING BUDGET

**ENTERPRISE FUNDS**

**CITY OF ANTIOCH  
2012-13 OPERATING BUDGET**

**ENTERPRISE FUNDS**

The City maintains six enterprise funds. Operating revenues and expenses of these funds generally result from providing services in connection with the fund's principal ongoing operations. Below is a summary of the City's enterprise funds.

<b>SUMMARY OF ENTERPRISE FUNDS</b>								
<b>Fund</b>	<b>Fund #</b>	<b>Estimated Balance 7/1/12</b>	<b>Proposed Revenues</b>	<b>Proposed Expenditures</b>	<b>Estimated Balance 6/30/13</b>	<b>Projected Revenues</b>	<b>Projected Expenditures</b>	<b>Estimated Balance 6/30/14</b>
Water	611	\$16,765,679	\$23,297,140	\$24,024,491	\$16,038,328	\$24,626,742	\$25,022,839	\$15,642,231
Water Line Expansion	612	3,298,106	427,000	949,106	2,776,000	400,000	586,133	2,589,867
Sewer	621	10,307,373	4,555,920	4,440,172	10,423,121	4,720,540	5,066,745	10,076,916
Sewer Facility Expansion	622	3,098,437	260,000	826,636	2,531,801	257,000	810,015	1,978,786
Marina	631	1,124,978	1,163,620	1,448,171	840,427	733,620	879,599	694,448
Prewett Park	641	5,142	1,281,000	1,280,554	5,588	1,236,000	1,236,177	5,411
<b>Total Enterprise Funds</b>		<b>\$34,599,715</b>	<b>\$30,984,680</b>	<b>\$32,969,130</b>	<b>\$32,615,265</b>	<b>\$31,973,902</b>	<b>\$33,601,508</b>	<b>\$30,987,659</b>

**CITY OF ANTIOCH  
2012-13 OPERATING BUDGET**

**ENTERPRISE FUNDS**

**WATER FUND (611)**

The Water Fund is a Public Works Enterprise Fund that accounts for the revenues and expenditures related to providing water service through 31,370 service connections throughout Antioch to more than 100,000 consumers. The cost of treating the water, transporting it and maintaining the distribution infrastructure, including 326 miles of mainlines is also accounted for in this fund.

The Water Fund includes the following programs: Water Supervision, Water Production, Water Distribution, Meter Reading, Warehouse & Central Stores, and Capital Projects.

<b>WATER FUND SUMMARY (FUND 611)</b>								
<b>Statement of Revenues, Expenditures and Change in Net Assets</b>								
	<b>2009-10 Actual</b>	<b>2010-11 Actual</b>	<b>2011-12 Budget</b>	<b>2011-12 Revised</b>	<b>2012-13 Proposed</b>		<b>2013-14 Projected</b>	<b>% Change</b>
<b>Beginning Balance, July 1</b>	<b>\$10,355,934</b>	<b>\$11,954,052</b>	<b>\$16,847,360</b>	<b>\$16,847,360</b>	<b>\$16,765,679</b>		<b>\$16,038,328</b>	
<b>Revenue Source:</b>								
Investment Income	152,132	169,825	25,000	140,000	160,000	14%	200,000	25%
Charges for Services	19,293,145	21,686,766	20,527,935	23,094,920	23,135,640	0%	24,425,242	6%
Revenue from Other Agencies	0	100,000	0	0	0	0%	0	0%
Other	720,426	99,640	0	53,882	1,500	-97%	1,500	0%
<b>Total Revenues:</b>	<b>20,165,703</b>	<b>22,056,231</b>	<b>20,552,935</b>	<b>23,288,802</b>	<b>23,297,140</b>	<b>0%</b>	<b>24,626,742</b>	<b>6%</b>
<b>Expenditures:</b>								
Personnel	3,823,492	3,812,437	4,761,154	3,881,692	4,909,586	26%	5,515,756	12%
Services & Supplies	11,775,888	11,468,100	16,204,750	17,626,548	15,535,479	-12%	15,373,240	-1%
Capital Projects	1,268,514	343,997	1,480,000	177,448	2,340,000	1219%	2,850,000	22%
Transfers Out	499,798	465,283	475,341	487,270	488,760	0%	512,167	5%
Interfund Charges	1,199,893	1,073,106	1,175,471	1,197,525	750,666	-37%	771,676	3%
<b>Total Expenditures</b>	<b>18,567,585</b>	<b>17,162,923</b>	<b>24,096,716</b>	<b>23,370,483</b>	<b>24,024,491</b>	<b>3%</b>	<b>25,022,839</b>	<b>4%</b>
<b>Ending Balance, June 30</b>	<b>\$11,954,052</b>	<b>\$16,847,360</b>	<b>\$13,303,579</b>	<b>\$16,765,679</b>	<b>\$16,038,328</b>		<b>\$15,642,231</b>	

**CITY OF ANTIOCH  
2012-13 OPERATING BUDGET**

**ENTERPRISE FUNDS**

**WATER FUND (611) (Continued)**

<b>WATER FUND SUMMARY OF STAFFING</b>				
	<b>Authorized FTE's</b>	<b>Funded 2011-12</b>	<b>Funded 2012-13</b>	<b>Funded 2013-14</b>
<b>Authorized &amp; Funded FTE's:</b>				
Water Supervision	6.01	6.01	6.01	6.01
Water Production	11.00	11.00	11.00	11.00
Water Distribution	25.25	22.00	25.25	25.25
Water Meter Reading	2.00	2.00	2.00	2.00
Warehouse & Central Stores	1.60	1.60	1.60	1.60
Water Public Buildings & Facilities	1.75	1.50	1.75	1.75
<b>Total Authorized &amp; Funded FTE's</b>	<b>47.61</b>	<b>44.11</b>	<b>47.61</b>	<b>47.61</b>

**CITY OF ANTIOCH  
2012-13 OPERATING BUDGET**

**ENTERPRISE FUNDS**

**WATER SUPERVISION (611-2310)**

Water Supervision provides for administration and management for the treatment, production and distribution of treated water, as well as the City's Meter Reading, Backflow Prevention programs and the City's Central Stores Operation. Personnel provide effective leadership, direction, planning, work scheduling, participation in and monitoring of an effective employee safety training program; prepare annual budgets; annual, monthly and quarterly reports; maintain and oversee compliance with Local, State, Federal, Department of Health regulations and AWWA standards including water quality; oversee mandated programs and ensure guidelines for compliance for valve turning, hydrant flushing and backflow prevention programs. Managers evaluate employee performance; monitor division activities and budgets; develop and implement innovative programs designed to improve department efficiency and effectiveness; develop bid specifications; monitor contract work for compliance; and respond to citizen inquiries. This activity is also responsible for administering the activities associated with the State of California Underground Storage Tank Cleanup Fund and the Public Works Maintenance Management System.

<b>WATER SUPERVISION (611-2310)</b>								
	<b>2009-10 Actual</b>	<b>2010-11 Actual</b>	<b>2011-12 Budget</b>	<b>2011-12 Revised</b>	<b>2012-13 Proposed</b>	<b>% Change</b>	<b>2013-14 Projected</b>	<b>% Change</b>
<b>Sources of Funds:</b>								
Charges for Services	18,292,656	21,176,499	19,747,935	22,929,069	22,930,640	0%	24,220,242	6%
Investment Income	152,132	169,825	25,000	140,000	160,000	14%	200,000	25%
Other	5,817	3,017	0	19,500	1,500	0%	1,500	0%
<b>Total Source of Funds</b>	<b>18,450,605</b>	<b>21,349,341</b>	<b>19,772,935</b>	<b>23,088,569</b>	<b>23,092,140</b>	<b>0%</b>	<b>24,421,742</b>	<b>6%</b>
<b>Use of Funds:</b>								
Personnel	533,678	598,552	850,150	692,492	904,705	31%	931,935	3%
Services & Supplies	543,560	566,731	598,730	460,146	503,774	9%	566,890	13%
Transfers Out	499,798	465,283	475,341	487,270	488,760	0%	512,167	5%
Interfund Charges	1,163,221	1,040,913	1,142,601	1,163,801	716,050	-38%	736,449	3%
<b>Total Use of Funds</b>	<b>2,740,257</b>	<b>2,671,479</b>	<b>3,066,822</b>	<b>2,803,709</b>	<b>2,613,289</b>	<b>-7%</b>	<b>2,747,441</b>	<b>5%</b>
Authorized FTE's	5.68	6.01	6.01	6.01	6.01		6.01	



**CITY OF ANTIOCH  
2012-13 OPERATING BUDGET**

**ENTERPRISE FUNDS**

**WATER FUND (611) (Continued)**

**WATER PRODUCTION (611-2320)**

Within Water Production, funds are allocated to provide water treatment operations, impounding dam and reservoir booster pumping, raw water pumping from the San Joaquin River and the Contra Costa Canal. Also included in this activity are laboratory work, all fresh water storage reservoirs and all chemical and electrical costs.

<b>WATER PRODUCTION (611-2320)</b>								
	<b>2009-10 Actual</b>	<b>2010-11 Actual</b>	<b>2011-12 Budget</b>	<b>2011-12 Revised</b>	<b>2012-13 Proposed</b>		<b>2013-14 Projected</b>	<b>% Change</b>
<b>Sources of Funds:</b>								
Charges for Services	816,528	240,488	525,000	0	0	0%	0	0%
<b>Total Source of Funds</b>	<b>816,528</b>	<b>240,488</b>	<b>525,000</b>	<b>0</b>	<b>0</b>	<b>0%</b>	<b>0</b>	<b>0%</b>
<b>Use of Funds:</b>								
Personnel	1,431,432	1,413,915	1,519,272	1,223,742	1,357,851	11%	1,589,990	17%
Services & Supplies	8,927,922	8,375,217	13,089,374	9,500,894	12,152,877	28%	12,084,866	-1%
<b>Total Use of Funds</b>	<b>10,359,354</b>	<b>9,789,132</b>	<b>14,608,646</b>	<b>10,724,636</b>	<b>13,510,728</b>	<b>26%</b>	<b>13,674,856</b>	<b>1%</b>
Authorized FTE's	11.00	11.00	11.00	11.00	11.00		11.00	

**CITY OF ANTIOCH  
2012-13 OPERATING BUDGET**

**ENTERPRISE FUNDS**

**WATER FUND (611) (Continued)**

**WATER DISTRIBUTION (611-2330)**

This Program is charged with the responsibility of maintaining the City's treated and raw water distribution systems in safe and serviceable conditions, administering a Water Conservation Program focused on providing residential, commercial and irrigation customers with education and assistance to conserve the City's treated water supply. The system delivers treated water to residential, commercial and irrigation customers. Personnel maintain approximately 383 miles of water main, 31,370 service connections and meters, 2,474 backflow prevention devices, maintain, repair and flush approximately 3,443 fire hydrants and exercise system valves. Personnel staff a 24-hour Stand-by System to respond to emergency calls.

<b>WATER DISTRIBUTION (611-2330)</b>								
	<b>2009-10 Actual</b>	<b>2010-11 Actual</b>	<b>2011-12 Budget</b>	<b>2011-12 Revised</b>	<b>2012-13 Proposed</b>		<b>2013-14 Projected</b>	<b>% Change</b>
<b>Source of Funds:</b>								
Charges for Services	5,413	117,154	5,000	15,851	5,000	-68%	5,000	0%
<b>Total Source of Funds</b>	<b>5,413</b>	<b>117,154</b>	<b>5,000</b>	<b>15,851</b>	<b>5,000</b>	<b>-68%</b>	<b>5,000</b>	<b>0%</b>
<b>Use of Funds:</b>								
Personnel	1,524,651	1,501,777	2,042,332	1,647,125	2,155,430	31%	2,457,605	14%
Services & Supplies	1,772,824	1,846,870	1,837,787	7,131,930	2,431,200	-66%	2,273,156	-7%
<b>Total Use of Funds</b>	<b>3,297,475</b>	<b>3,348,647</b>	<b>3,880,119</b>	<b>8,779,055</b>	<b>4,586,630</b>	<b>-48%</b>	<b>4,730,761</b>	<b>3%</b>
Authorized FTE's	21.00	22.00	22.00	22.00	25.25		25.25	

**CITY OF ANTIOCH  
2012-13 OPERATING BUDGET**

**ENTERPRISE FUNDS**

**WATER FUND (611) (Continued)**

**METER READING (611-2340)**

Personnel assigned to the meter reading activity are primarily responsible for reading approximately 30,697 water meters each month. Additionally, staff responds to meter related problems such as leaks, replacement of broken or missing meter boxes and lids, turning on and off water at the request of the City's Finance Department, installation of new services, replacement of defective or vandalized meters, replacement of meter transponders, respond to customer requests for billing information and distributes water conservation information.

<b>METER READING (611-2340)</b>								
	<b>2009-10 Actual</b>	<b>2010-11 Actual</b>	<b>2011-12 Budget</b>	<b>2011-12 Revised</b>	<b>2012-13 Proposed</b>		<b>2013-14 Projected</b>	<b>% Change</b>
<b>Use of Funds:</b>								
Personnel	147,974	150,301	151,525	158,270	154,665	-2%	160,825	4%
Services & Supplies	345,177	513,149	409,082	371,124	230,160	-38%	230,507	0%
<b>Total Use of Funds</b>	<b>493,151</b>	<b>663,450</b>	<b>560,607</b>	<b>529,394</b>	<b>384,825</b>	<b>-27%</b>	<b>391,332</b>	<b>2%</b>
Authorized FTE's	2.00	2.00	2.00	2.00	2.00		2.00	

**CITY OF ANTIOCH  
2012-13 OPERATING BUDGET**

**ENTERPRISE FUNDS**

**WATER FUND (611) (Continued)**

**WAREHOUSE & CENTRAL STORES (611-2620)**

Warehouse and Central Stores is responsible for the procurement, storage and distribution of stock and nonstock items used by the City's various departments and operations, and is the receiving and distribution point for all supplies purchased. This program also provides a variety of other services to departments, such as fire extinguisher service and lock and key repair services.

**2011-2012 Accomplishments:**

- Maintained inventory losses below 1.5%.
- Maintain established 24-hour delivery service window.

**2012-13 Objectives:**

- Continue to investigate and implement systems to increase the efficiency and reliability of the central warehouse operation.

<b>WAREHOUSE &amp; CENTRAL STORES (611-2620)</b>								
	<b>2009-10 Actual</b>	<b>2010-11 Actual</b>	<b>2011-12 Budget</b>	<b>2011-12 Revised</b>	<b>2012-13 Proposed</b>		<b>2013-14 Projected</b>	<b>% Change</b>
<b>Source of Funds:</b>								
Charges for Services	174,173	152,625	250,000	150,000	200,000	33%	200,000	0%
<b>Total Source of Funds</b>	<b>174,173</b>	<b>152,625</b>	<b>250,000</b>	<b>150,000</b>	<b>200,000</b>	<b>33%</b>	<b>200,000</b>	<b>0%</b>
<b>Use of Funds:</b>								
Personnel	133,090	132,707	134,120	137,118	135,915	-1%	141,985	4%
Services & Supplies	186,405	166,133	269,777	162,454	217,468	34%	217,821	0%
Interfund Charges	36,672	32,193	32,870	33,724	34,616	3%	35,227	2%
<b>Total Use of Funds</b>	<b>356,167</b>	<b>331,033</b>	<b>436,767</b>	<b>333,296</b>	<b>387,999</b>	<b>16%</b>	<b>395,033</b>	<b>2%</b>
Authorized FTE's	1.60	1.60	1.60	1.60	1.60		1.60	

**CITY OF ANTIOCH  
2012-13 OPERATING BUDGET**

**ENTERPRISE FUNDS**

**WATER FUND (611) (Continued)**

**WATER CAPITAL PROJECTS (611-2550)**

<b>WATER PUBLIC BUILDINGS AND FACILITIES - CIP (611-2550)</b>								
	<b>2009-10 Actual</b>	<b>2010-11 Actual</b>	<b>2011-12 Budget</b>	<b>2011-12 Revised</b>	<b>2012-13 Proposed</b>		<b>2013-14 Projected</b>	<b>% Change</b>
<b>Source of Funds:</b>								
Grant Reimbursements	0	100,000	0	0	0	0%	0	0%
Charges for Service	4,375	0	0	0	0	0%	0	0%
Other	714,609	85,608	0	34,382	0	-100%	0	0%
<b>Total Source of Funds</b>	<b>4,375</b>	<b>185,608</b>	<b>0</b>	<b>34,382</b>	<b>0</b>	<b>-100%</b>	<b>0</b>	<b>0%</b>
<b>Use of Funds:</b>								
Personnel	52,667	15,185	63,755	22,945	201,020	776%	233,416	16%
Recycle/Reclaimed Water Pipelines	181,982	74,732	0	42,748	0	-100%	0	0%
Water Model Conversion Study	0	51,046	30,000	10,000	50,000	400%	50,000	0%
Water Plant Solids Handling Improv.	0	0	0	0	50,000	100%	150,000	200%
Raw Water Supply	651,492	168,229	0	13,700	50,000	265%	150,000	200%
WTP Drainage Capture	0	0	0	0	400,000	100%	0	-100%
Canal Pump No 4 Improvements	0	0	0	0	200,000	100%	0	-100%
Chemical Tank Replacements	0	0	0	0	40,000	100%	40,000	0%
Inspection/assess 39 in raw wtr pipe	0	0	0	0	0	0%	300,000	100%
WTP Improvements	0	14,982	600,000	100,000	100,000	0%	400,000	300%
Hillcrest Pump Station Rehab	0	0	0	0	0	0%	280,000	100%
Reservoir Tower Sluice Gate	0	33,330	0	0	0	0%	0	0%
Cambridge Tank Expansion	0	1,678	150,000	0	50,000	100%	700,000	1300%
Water Treatment Plant Renovation	435,040	0	0	0	600,000	0%	530,000	100%
Reservoir Rehabilitation	0	0	700,000	11,000	800,000	7173%	250,000	-69%
<b>Total Use of Funds</b>	<b>1,321,181</b>	<b>359,182</b>	<b>1,543,755</b>	<b>200,393</b>	<b>2,541,020</b>	<b>1168%</b>	<b>3,083,416</b>	<b>21%</b>
Authorized FTE's	1.50	1.50	1.50	1.50	1.75		1.75	

**CITY OF ANTIOCH  
2012-13 OPERATING BUDGET**

**ENTERPRISE FUNDS**

**WATER LINE EXPANSION (612)**

Fees are collected from developers to fund offsite or oversized facilities in three areas: water storage, plant expansion and other facilities including oversized mains.

<b>WATER LINE EXPANSION (FUND 612)</b>								
<b>Statement of Revenues, Expenditures and Change in Net Assets</b>								
	2009-10 Actual	2010-11 Actual	2011-12 Budget	2011-12 Revised	2012-13 Proposed	% Change	2013-14 Projected	% Change
<b>Beginning Balance, July 1</b>	<b>\$3,841,571</b>	<b>\$4,318,301</b>	<b>\$4,137,426</b>	<b>\$4,137,426</b>	<b>\$3,298,106</b>		<b>\$2,776,000</b>	
<b>Revenue Source:</b>								
Current Service Charges	473,956	409,656	300,000	725,000	400,000	-45%	400,000	0%
Investment Income	60,757	46,408	15,000	37,100	27,000	-27%	0	-100%
<b>Total Revenues</b>	<b>534,713</b>	<b>456,064</b>	<b>315,000</b>	<b>762,100</b>	<b>427,000</b>	<b>-44%</b>	<b>400,000</b>	<b>-6%</b>
<b>Expenditures:</b>								
Services & Supplies	14,094	14,526	10,000	10,000	7,000	-30%	7,000	0%
Water Main Replacement	22,142	14,962	500,000	850,000	150,000	-82%	500,000	233%
Transfers Out	2,999	589,007	778,488	727,395	777,512	7%	73,100	-91%
Interfund Charges	18,748	18,444	14,022	14,025	14,594	4%	6,033	-59%
<b>Total Expenditures</b>	<b>57,983</b>	<b>636,939</b>	<b>1,302,510</b>	<b>1,601,420</b>	<b>949,106</b>	<b>-41%</b>	<b>586,133</b>	<b>-38%</b>
<b>Ending Balance, June 30</b>	<b>\$4,318,301</b>	<b>\$4,137,426</b>	<b>\$3,149,916</b>	<b>\$3,298,106</b>	<b>\$2,776,000</b>		<b>\$2,589,867</b>	

**CITY OF ANTIOCH  
2012-13 OPERATING BUDGET**

**ENTERPRISE FUNDS**

**SEWER FUND (621)**

The Sewer Fund is a Public Works Enterprise Fund that accounts for the revenues and expenditures related to providing wastewater collection, storm drain and channel maintenance services for the City of Antioch.

The Sewer Fund includes the following programs: Wastewater Supervision, Wastewater Collection, and Sewer Capital Projects.

The Sewer Fund Summary provides a combined statement of the revenues and expenditures of these programs.

<b>SEWER FUND SUMMARY (FUND 621)</b>								
<b>Statement of Revenues, Expenditures and Change in Net Assets</b>								
	<b>2009-10 Actual</b>	<b>2010-11 Actual</b>	<b>2011-12 Budget</b>	<b>2011-12 Revised</b>	<b>2012-13 Proposed</b>	<b>% Change</b>	<b>2013-14 Projected</b>	<b>% Change</b>
<b>Beginning Balance, July 1</b>	<b>\$5,450,247</b>	<b>\$7,071,502</b>	<b>\$8,691,886</b>	<b>\$8,691,886</b>	<b>\$10,307,373</b>		<b>\$10,423,121</b>	
<b>Revenue Source:</b>								
Investment Income	97,330	98,602	60,000	60,000	65,000	8%	50,000	-23%
Charges for Services	4,050,028	4,320,409	4,202,146	4,490,420	4,490,420	0%	4,670,040	4%
Other	4,433	4,968	500	4,059	500	-88%	500	0%
Transfers In	0	0	0	0	0	0%	0	0%
<b>Total Revenues</b>	<b>4,151,791</b>	<b>4,423,979</b>	<b>4,262,646</b>	<b>4,554,479</b>	<b>4,555,920</b>	<b>0%</b>	<b>4,720,540</b>	<b>4%</b>
<b>Expenditures:</b>								
Personnel	1,225,163	1,157,116	1,648,307	1,005,892	1,738,347	73%	2,105,537	21%
Services & Supplies	766,144	532,905	869,029	705,682	1,067,433	51%	1,098,244	3%
Capital Projects	149,989	544,311	1,081,467	655,322	1,050,000	60%	1,250,000	19%
Transfers Out	224,151	427,498	433,642	445,571	446,912	0%	470,190	5%
Interfund Charges	165,089	141,765	126,280	126,525	137,480	9%	142,774	4%
<b>Total Expenditures</b>	<b>2,530,536</b>	<b>2,803,595</b>	<b>4,158,725</b>	<b>2,938,992</b>	<b>4,440,172</b>	<b>51%</b>	<b>5,066,745</b>	<b>14%</b>
<b>Ending Balance, June 30</b>	<b>\$7,071,502</b>	<b>\$8,691,886</b>	<b>\$8,795,807</b>	<b>\$10,307,373</b>	<b>\$10,423,121</b>		<b>\$10,076,916</b>	

**CITY OF ANTIOCH  
2012-13 OPERATING BUDGET**

**ENTERPRISE FUNDS**

**SEWER FUND (621) (Continued)**

<b>SEWER FUND SUMMARY OF STAFFING</b>				
	<b>Authorized FTE's</b>	<b>Funded 2011-12</b>	<b>Funded 2012-13</b>	<b>Funded 2013-14</b>
<b>Authorized &amp; Funded FTE's:</b>				
Wastewater Supervision	3.22	2.82	2.22	2.22
Wastewater Collection	16.39	13.14	16.39	16.39
Wastewater CIP	0.75	0.50	0.75	0.75
<b>Total Authorized &amp; Funded FTE's:</b>	<b>20.36</b>	<b>16.46</b>	<b>19.36</b>	<b>19.36</b>



**CITY OF ANTIOCH  
2012-13 OPERATING BUDGET**

**ENTERPRISE FUNDS**

**SEWER FUND (621) (Continued)**

**WASTEWATER SUPERVISION (621-2210)**

Wastewater Supervision is responsible for providing administrative and managerial functions to the City's wastewater collections system. This function provides direct supervision for Wastewater Collections and Storm Drain and Channel Maintenance. Personnel provide effective leadership; direction; planning; work scheduling; participation and monitoring of an effective employee safety training program; prepare annual budgets; monthly and quarterly reports; maintain and oversee compliance with State, Federal and Health Department regulations; oversee and evaluate employee performance; monitor division activities and budgets; implement innovative programs to improve efficiency and overall effectiveness; develop bid specifications; arrange for and monitor contract work for compliance. This function is responsible to participate in and ensure compliance with the State's newly mandated program for monitoring and reporting sewer system overflows (SSO's).

<b>SEWER-WASTEWATER SUPERVISION (621-2210)</b>								
	<b>2009-10 Actual</b>	<b>2010-11 Actual</b>	<b>2011-12 Budget</b>	<b>2011-12 Revised</b>	<b>2012-13 Proposed</b>		<b>2013-14 Projected</b>	<b>% Change</b>
<b>Source of Funds:</b>								
Investment Income	97,330	98,602	60,000	60,000	65,000	8%	50,000	-23%
Charges for Service	4,050,028	4,318,009	4,202,146	4,490,420	4,490,420	0%	4,670,040	4%
Transfers In	0	2,303	0	0	0	0%	0	0%
<b>Total Source of Funds</b>	<b>4,147,358</b>	<b>4,418,914</b>	<b>4,262,146</b>	<b>4,550,420</b>	<b>4,555,420</b>	<b>0%</b>	<b>4,720,040</b>	<b>4%</b>
<b>Use of Funds:</b>								
Personnel	247,572	274,060	430,972	134,195	320,757	139%	388,397	21%
Services & Supplies	331,341	95,790	114,370	195,690	120,923	-38%	143,992	19%
Transfers Out	224,151	427,498	433,642	445,571	446,912	0%	470,190	5%
Interfund Charges	165,089	141,765	126,280	126,525	137,480	9%	142,774	4%
<b>Total Use of Funds</b>	<b>968,153</b>	<b>939,113</b>	<b>1,105,264</b>	<b>901,981</b>	<b>1,026,072</b>	<b>14%</b>	<b>1,145,353</b>	<b>12%</b>
Authorized FTE's	2.66	2.82	2.82	2.82	3.22		3.22	

**CITY OF ANTIOCH  
2012-13 OPERATING BUDGET**

**ENTERPRISE FUNDS**

**SEWER FUND (621) (Continued)**

**WASTEWATER COLLECTION (621-2220)**

The Wastewater Collection activity is primarily responsible for maintaining an estimated 319 miles of sanitary sewer system and 30,697 residential and commercial sewer lateral connections. This program also performs through contract, root foaming, manhole rehabilitation, infiltration control, spot repairs and cleaning of larger trunk lines. Employees in this activity have begun a comprehensive program of televising, archiving and benchmarking the overall condition of the sewer system infrastructure. Information will be used to establish maintenance requirements, the need for repairs and development of CIP projects. Personnel also assist in staffing an alternative work shift and 24-hour Stand-by system that responds to emergency after hour calls for service.

<b>SEWER-WASTEWATER COLLECTION (621-2220)</b>								
	<b>2009-10 Actual</b>	<b>2010-11 Actual</b>	<b>2011-12 Budget</b>	<b>2011-12 Revised</b>	<b>2012-13 Proposed</b>	<b>% Change</b>	<b>2013-14 Projected</b>	<b>% Change</b>
<b>Source of Funds:</b>								
Other	4,433	2,665	500	4,059	500	-88%	500	0%
<b>Total Source of Funds</b>	<b>4,433</b>	<b>2,665</b>	<b>500</b>	<b>4,059</b>	<b>500</b>	<b>-88%</b>	<b>500</b>	<b>0%</b>
<b>Use of Funds:</b>								
Personnel	925,131	869,047	1,152,690	852,027	1,327,050	56%	1,596,595	20%
Services & Supplies	434,803	437,115	754,659	509,992	946,510	86%	954,252	1%
<b>Total Use of Funds</b>	<b>1,359,934</b>	<b>1,306,162</b>	<b>1,907,349</b>	<b>1,362,019</b>	<b>2,273,560</b>	<b>67%</b>	<b>2,550,847</b>	<b>12%</b>
Authorized FTE's	13.00	13.14	13.14	13.14	16.39		16.39	

**CITY OF ANTIOCH  
2012-13 OPERATING BUDGET**

**ENTERPRISE FUNDS**

**SEWER FUND (621) (Continued)**

**SEWER CAPITAL PROJECTS (621-2570)**

The following capital projects are to be expended from the Sewer Fund:

<b>SEWER-WASTEWATER COLLECTION CAPITAL PROJECTS (621-2570)</b>								
	<b>2009-10 Actual</b>	<b>2010-11 Actual</b>	<b>2011-12 Budget</b>	<b>2011-12 Revised</b>	<b>2012-13 Proposed</b>	<b>% Change</b>	<b>2013-14 Projected</b>	<b>% Change</b>
<b>Source of Funds:</b>								
Charges for Service	0	2,400	0	0	0	0%	0	0%
<b>Total Source of Funds</b>	<b>0</b>	<b>2,400</b>	<b>0</b>	<b>0</b>	<b>0</b>	<b>0%</b>	<b>0</b>	<b>0%</b>
<b>Use of Funds:</b>								
Personnel	52,460	14,009	64,645	19,670	90,540	360%	120,545	33%
Rehab Trunk Line	135,532	528,488	1,074,467	605,322	0	-100%	0	0%
Country Hills Sewer Main Rep.	0	0	0	0	800,000	100%	0	-100%
L Street Sewer Main Replacement	0	0	0	0	0	0%	500,000	100%
Master Sewer Study Update	0	0	0	0	0	0%	500,000	100%
Corrosion Rehab	14,457	15,823	7,000	50,000	250,000	400%	250,000	0%
<b>Total Use of Funds</b>	<b>202,449</b>	<b>558,320</b>	<b>1,146,112</b>	<b>674,992</b>	<b>1,140,540</b>	<b>69%</b>	<b>1,370,545</b>	<b>20%</b>
Authorized FTE's	0.50	0.50	0.50	0.50	0.75		0.75	

**CITY OF ANTIOCH  
2012-13 OPERATING BUDGET**

**ENTERPRISE FUNDS**

**SEWER FACILITY EXPANSION (622)**

Sewer Facility Expansion Fund is set up to track the development fees collected from developers to fund offsite or to oversize sewer facilities and replace inadequate sewers.

<b>SEWER FACILITY EXPANSION (FUND 622)</b>								
<b>Statement of Revenues, Expenditures and Change in Net Assets</b>								
	<b>2009-10</b>	<b>2010-11</b>	<b>2011-12</b>	<b>2011-12</b>	<b>2012-13</b>	<b>%</b>	<b>2013-14</b>	<b>%</b>
	<b>Actual</b>	<b>Actual</b>	<b>Proposed</b>	<b>Revised</b>	<b>Proposed</b>	<b>Change</b>	<b>Projected</b>	<b>Change</b>
<b>Beginning Balance, July 1</b>	<b>\$2,358,822</b>	<b>\$2,576,031</b>	<b>\$2,782,267</b>	<b>\$2,782,267</b>	<b>\$3,098,437</b>		<b>\$2,531,801</b>	
<b>Revenue Source:</b>								
Current Service Charges	259,220	203,221	175,000	358,675	250,000	-30%	250,000	0%
Investment Income	36,138	31,645	10,000	15,000	10,000	-33%	7,000	-30%
<b>Total Revenues</b>	<b>295,358</b>	<b>234,866</b>	<b>185,000</b>	<b>373,675</b>	<b>260,000</b>	<b>-30%</b>	<b>257,000</b>	<b>-1%</b>
<b>Expenditures:</b>								
Services & Supplies	10,405	11,197	6,570	6,570	4,791	-27%	1,791	-63%
Sewer Main Replacement	54,719	4,526	800,000	30,000	800,000	2567%	800,000	0%
Interfund Charges	13,025	12,907	20,921	20,935	21,845	4%	8,224	-62%
<b>Total Expenditures</b>	<b>78,149</b>	<b>28,630</b>	<b>827,491</b>	<b>57,505</b>	<b>826,636</b>	<b>1338%</b>	<b>810,015</b>	<b>-2%</b>
<b>Ending Balance, June 30</b>	<b>\$2,576,031</b>	<b>\$2,782,267</b>	<b>\$2,139,776</b>	<b>\$3,098,437</b>	<b>\$2,531,801</b>		<b>\$1,978,786</b>	

**CITY OF ANTIOCH  
2012-13 OPERATING BUDGET**

**ENTERPRISE FUNDS**

**MARINA FUND (631)**

The Marina Fund accounts for the revenues and expenditures related to operating and maintaining a Marina for the City of Antioch.

The Marina Fund includes the following programs: Marina Administration, Marina Maintenance, and Marina Capital Projects.

The Marina Fund Summary provides a combined statement of the revenues and expenditures of these programs.

<b>MARINA FUND SUMMARY (FUND 631)</b>								
<b>Statement of Revenues, Expenditures and Change in Net Assets</b>								
	<b>2009-10</b>	<b>2010-11</b>	<b>2011-12</b>	<b>2011-12</b>	<b>2012-13</b>	<b>%</b>	<b>2013-14</b>	<b>%</b>
	<b>Actual</b>	<b>Actual</b>	<b>Budget</b>	<b>Revised</b>	<b>Proposed</b>	<b>Change</b>	<b>Projected</b>	<b>Change</b>
<b>Beginning Balance, July 1</b>	<b>\$948,464</b>	<b>\$957,532</b>	<b>\$1,025,564</b>	<b>\$1,025,564</b>	<b>\$1,124,978</b>		<b>\$840,427</b>	
<b>Revenue Source:</b>								
Investment Income	12,780	-2,135	10,000	5,000	5,000	100%	5,000	0%
Charges for Services	711,020	677,925	786,120	704,116	721,620	2%	721,620	0%
Revenue from Other Agencies	3,625	1,472,004	0	2,059,184	430,000	-79%	0	0%
Other	9,709	10,255	7,000	8,266	7,000	-15%	7,000	0%
Transfers In	250,000	706,458	250,000	250,000	0	-100%	0	0%
<b>Total Revenues</b>	<b>987,134</b>	<b>2,864,507</b>	<b>1,053,120</b>	<b>3,026,566</b>	<b>1,163,620</b>	<b>-62%</b>	<b>733,620</b>	<b>-37%</b>
<b>Expenses:</b>								
Personnel	210,904	194,289	216,495	221,535	220,885	0%	243,980	10%
Services & Supplies	516,947	532,974	669,207	645,368	744,568	15%	581,513	-22%
Capital Projects	195,051	2,021,263	0	2,010,625	430,000	-79%	0	0%
Transfers Out	0	1,104	1,659	1,659	1,681	1%	1,699	1%
Interfund Charges	55,164	46,845	48,987	47,965	51,037	6%	52,407	3%
<b>Total Expenses</b>	<b>978,066</b>	<b>2,796,475</b>	<b>936,348</b>	<b>2,927,152</b>	<b>1,448,171</b>	<b>-51%</b>	<b>879,599</b>	<b>-39%</b>
<b>Ending Balance, June 30</b>	<b>\$957,532</b>	<b>\$1,025,564</b>	<b>\$1,142,336</b>	<b>\$1,124,978</b>	<b>\$840,427</b>		<b>\$694,448</b>	

**CITY OF ANTIOCH  
2012-13 OPERATING BUDGET**

**ENTERPRISE FUNDS**

**MARINA FUND (631) (Continued)**

<b>MARINA FUND SUMMARY OF STAFFING</b>				
<b>Authorized &amp; Funded FTE's:</b>	<b>Authorized FTE's:</b>	<b>Funded 2011-12</b>	<b>Funded 2012-13</b>	<b>Funded 2013-14</b>
Marina Administration	2.350	1.25	1.10	1.10
Marina Maintenance	1.775	1.00	1.70	0.85
Marina Boat Launch	0.450	0.00	0.45	0.30
<b>Total Authorized &amp; Funded FTE's:</b>	<b>4.575</b>	<b>2.25</b>	<b>3.25</b>	<b>2.25</b>

**MARINA ADMINISTRATION FUND (631-2410)**

The Marina Administration is responsible for overseeing the management of a seven-day-a-week pleasure boat marina operation. Tasks include renting berths, monitoring occupancy, maintaining records, providing security, enforcing ordinances and State laws, collecting rents, selling fuel and oil, communicating with and supplying timely and accurate reports to State and local governmental agencies and providing various customer services. This activity is also responsible for managing the Marina leases and has been successful in seeking grants for marina improvements and operations.

<b>MARINA ADMINISTRATION (631-2410)</b>								
	<b>2009-10 Actual</b>	<b>2010-11 Actual</b>	<b>2011-12 Budget</b>	<b>2011-12 Revised</b>	<b>2012-13 Proposed</b>	<b>% Change</b>	<b>2013-14 Projected</b>	<b>% Change</b>
<b>Sources of Funds:</b>								
Investment Income	12,780	-2,135	10,000	5,000	5,000	100%	5,000	0%
Charges for Service	706,820	677,925	733,620	704,116	701,620	0%	701,620	0%
Revenue from other Agencies	3,625	0	0	0	0	0%	0	0%
Other	7,901	7,052	7,000	8,266	7,000	-15%	7,000	0%
Transfers In	250,000	706,458	250,000	250,000	0	-100%	0	0%
<b>Total Source of Funds</b>	<b>981,126</b>	<b>1,389,300</b>	<b>1,000,620</b>	<b>967,382</b>	<b>713,620</b>	<b>-26%</b>	<b>713,620</b>	<b>0%</b>
<b>Use of Funds:</b>								
Personnel	118,201	110,813	105,790	120,800	104,935	-13%	108,880	4%
Services & Supplies	500,059	470,548	499,097	550,618	508,958	-8%	525,903	3%
Transfers Out	0	1,104	1,659	1,659	1,681	1%	1,699	1%
Interfund Charges	55,164	46,845	48,987	47,965	51,037	6%	52,407	3%
<b>Total Use of Funds</b>	<b>673,424</b>	<b>629,310</b>	<b>655,533</b>	<b>721,042</b>	<b>666,611</b>	<b>-8%</b>	<b>688,889</b>	<b>3%</b>
Authorized FTE's	2.25	2.50	2.35	2.50	2.35		2.35	

**CITY OF ANTIOCH  
2012-13 OPERATING BUDGET**

**ENTERPRISE FUNDS**

**MARINA FUND (631) (Continued)**

**MARINA MAINTENANCE (631-2420)**

The Marina Maintenance activity provides for maintenance and repairs of the Marina facility. The main activity consists of general maintenance of Marina buildings, piers, docks and structures, including electrical, mechanical, plumbing and carpentry, upkeep of the grounds and landscaping, cleaning and maintaining the public and berthers' restrooms and showers and the marina parking lot and pedestrian paths. Personnel from the Parks Division also provide limited support to Marina operations by assisting with landscape and vandalism problems as needed.

<b>MARINA MAINTENANCE (631-2420)</b>								
	<b>2009-10 Actual</b>	<b>2010-11 Actual</b>	<b>2011-12 Budget</b>	<b>2011-12 Revised</b>	<b>2012-13 Proposed</b>	<b>% Change</b>	<b>2013-14 Projected</b>	<b>% Change</b>
<b>Use of Funds:</b>								
Personnel	92,703	83,476	87,720	100,735	91,670	-9%	108,190	18%
Services & Supplies	16,888	62,426	164,750	94,750	230,250	143%	50,250	-78%
<b>Total Use of Funds</b>	<b>109,591</b>	<b>145,902</b>	<b>252,470</b>	<b>195,485</b>	<b>321,920</b>	<b>65%</b>	<b>158,440</b>	<b>-51%</b>
Authorized FTE's	1.075	1.075	0.925	1.075	1.775		0.925	

**CITY OF ANTIOCH  
2012-13 OPERATING BUDGET**

**ENTERPRISE FUNDS**

**MARINA FUND (631) (Continued)**

**MARINA CAPITAL PROJECTS (631-2510)**

The purpose of this division is to account for the implementation of capital projects at the Antioch Marina Facility, maintaining and upgrading the City's capital investment in the Marina infrastructure and land.

<b>MARINA CAPITAL PROJECTS (631-2510)</b>								
	<b>2009-10 Actual</b>	<b>2010-11 Actual</b>	<b>2011-12 Budget</b>	<b>2011-12 Revised</b>	<b>2012-13 Proposed</b>	<b>% Change</b>	<b>2013-14 Projected</b>	<b>% Change</b>
<b>Sources of Funds:</b>								
Charges for Services	4,200	0	0	0	0	0%	0	0%
Revenue from other Agencies	0	1,472,004	0	2,059,184	430,000	100%	0	0%
<b>Total Source of Funds</b>	<b>0</b>	<b>1,472,004</b>	<b>0</b>	<b>2,059,184</b>	<b>430,000</b>	<b>100%</b>	<b>0</b>	<b>-100%</b>
<b>Use of Funds:</b>								
Marina Launch Ramp	195,051	2,021,263	0	1,945,625	0	-100%	0	0%
Marina Launch Ramp Phase II	0	0	0	65,000	430,000	562%	0	-100%
<b>Total Use of Funds</b>	<b>195,051</b>	<b>2,021,263</b>	<b>0</b>	<b>2,010,625</b>	<b>430,000</b>	<b>-79%</b>	<b>0</b>	<b>-100%</b>
Authorized FTE's	0.00	0.00	0.00	0.00	0.00		0.00	



**CITY OF ANTIOCH  
2012-13 OPERATING BUDGET**

**ENTERPRISE FUNDS**

**MARINA FUND (631) (Continued)**

**MARINA BOAT LAUNCH (631-2425)**

This division was established to account for the activity of the new boat launch facility.

<b>MARINA BOAT LAUNCH (631-2425)</b>								
	<b>2009-10</b>	<b>2010-11</b>	<b>2011-12</b>	<b>2011-12</b>	<b>2012-13</b>	<b>%</b>	<b>2013-14</b>	<b>%</b>
	<b>Actual</b>	<b>Actual</b>	<b>Budget</b>	<b>Revised</b>	<b>Proposed</b>	<b>Change</b>	<b>Projected</b>	<b>Change</b>
<b>Source of Funds:</b>								
Charges for Services	0	0	52,500	0	20,000	100%	20,000	0%
<b>Total Source of Funds</b>	<b>0</b>	<b>0</b>	<b>52,500</b>	<b>0</b>	<b>20,000</b>	<b>100%</b>	<b>20,000</b>	<b>0%</b>
<b>Use of Funds:</b>								
Personnel	0	0	22,985	0	24,280	100%	26,910	11%
Services & Supplies	0	0	5,360	0	5,360	100%	5,360	0%
<b>Total Use of Funds</b>	<b>0</b>	<b>0</b>	<b>28,345</b>	<b>0</b>	<b>29,640</b>	<b>100%</b>	<b>32,270</b>	<b>9%</b>
Authorized FTE's	0.00	0.00	0.30	0.00	0.45		0.30	

**CITY OF ANTIOCH  
2012-13 OPERATING BUDGET**

**ENTERPRISE FUNDS**

**PREWETT PARK FUND (641)**

Prewett Park is a 100-acre family park complex opened in the spring of 1996 in the Southeast Area of the City. The Antioch Water Park was included in the first phase, which consists of five slides and an activity pool. The slides include a tot pool, a splash pool, a sports pool and an activity pool. All pools are utilized for instructional purposes. Also included are a community center, park/picnic area and a natural landscape area. Construction of the park was paid for by Mello Roos funds.

Prewett Park includes the following programs: Administration, Community Aquatics, Water Park, Community Center and Concessions.

The Prewett Park Summary provides a combined statement of the revenues and expenditures of these programs.

<b>PREWETT PARK SUMMARY (FUND 641)</b>								
<b>Statement of Revenues, Expenditures and Change in Net Assets</b>								
	<b>2009-10</b>	<b>2010-11</b>	<b>2011-12</b>	<b>2011-12</b>	<b>2012-13</b>	<b>%</b>	<b>2013-14</b>	<b>%</b>
	<b>Actual</b>	<b>Actual</b>	<b>Budget</b>	<b>Revised</b>	<b>Proposed</b>	<b>Change</b>	<b>Projected</b>	<b>Change</b>
<b>Beginning Balance, July 1</b>	<b>-\$314</b>	<b>\$2,292</b>	<b>\$5,817</b>	<b>\$5,817</b>	<b>\$5,142</b>		<b>\$5,588</b>	
<b>Revenue Source:</b>								
Interest Earnings	1,461	1,652	300	585	300	-49%	300	0%
Current Service Charges	927,266	1,039,755	1,176,873	914,861	977,200	7%	977,200	0%
Other Revenue	92,377	4,622	500	1,306	500	-62%	500	0%
Transfer in from General Fund	471,282	45,000	40,000	299,523	205,000	-32%	223,000	9%
Transfer in from Child Care Fund	0	50,000	0	0	35,000	100%	35,000	0%
Transfer in from Delta Fair Fund	0	0	0	10,000	63,000	100%	0	0%
Transfers In from RDA	0	30,000	0	0	0	0%	0	0%
<b>Total Revenue</b>	<b>1,492,386</b>	<b>1,171,029</b>	<b>1,217,673</b>	<b>1,226,275</b>	<b>1,281,000</b>	<b>4%</b>	<b>1,236,000</b>	<b>-4%</b>
<b>Expenditures:</b>								
Personnel	869,083	675,519	622,654	628,235	667,870	6%	617,085	-8%
Services & Supplies	620,697	485,782	589,557	589,394	603,244	2%	609,549	1%
Transfers Out	0	6,203	9,321	9,321	9,440	1%	9,543	1%
<b>Total Expenditures</b>	<b>1,489,780</b>	<b>1,167,504</b>	<b>1,221,532</b>	<b>1,226,950</b>	<b>1,280,554</b>	<b>4%</b>	<b>1,236,177</b>	<b>-3%</b>
<b>Ending Balance, June 30</b>	<b>\$2,292</b>	<b>\$5,817</b>	<b>\$1,958</b>	<b>\$5,142</b>	<b>\$5,588</b>		<b>\$5,411</b>	

**CITY OF ANTIOCH  
2012-13 OPERATING BUDGET**

**ENTERPRISE FUNDS**

**PREWETT PARK FUND (641) (Continued)**

<b>PREWETT PARK FUND SUMMARY OF STAFFING</b>				
	<b>Authorized FTE's</b>	<b>Funded 2011-12</b>	<b>Funded 2012-13</b>	<b>Funded 2013-14</b>
<b>Authorized &amp; Funded FTE's:</b>				
Administration*	0.00	1.10	0.00	0.00
Aquatics	0.40	0.40	0.40	0.40
Water Park	4.70	0.60	1.70	1.70
<b>Total Authorized &amp; Funded FTE's</b>	<b>5.10</b>	<b>2.10</b>	<b>2.10</b>	<b>2.10</b>

\*Positions previously authorized and funded out of Administration have been re-allocated to Water Park division beginning in FY13.

**CITY OF ANTIOCH  
2012-13 OPERATING BUDGET**

**ENTERPRISE FUNDS**

**PREWETT PARK FUND (641) (Continued)**

**PREWETT PARK ADMINISTRATION (641-4610)**

Prewett Park Administration is responsible for planning, organizing and supervising Prewett Park programs. There are five activity areas: Administration, Community Aquatics, Water Park, Community Center and Concessions.

**2011-2012 Accomplishments:**

- Implemented plan to re-plaster Sport pool, Splash pool & Boulder Cove with Measure WW grant.
- Implemented plan to replace lap pool filter system with measure WW grant.
- Continued repair and replacement of equipment.

**2012-2013 Objectives:**

- Consolidate this budget with Water Park division (641-4630) beginning July 1, 2012.

<b>PREWETT ADMINISTRATION (641-4610)</b>								
	<b>2009-10 Actual</b>	<b>2010-11 Actual</b>	<b>2011-12 Budget</b>	<b>2011-12 Revised</b>	<b>2012-13 Proposed</b>	<b>% Change</b>	<b>2013-14 Projected</b>	<b>% Change</b>
<b>Sources of Funds:</b>								
Investment Income	1,461	1,652	300	585	300	-49%	300	0%
Charges for Service	48,900	22,000	0	0	0	0%	0	0%
Other	30,030	4,387	0	390	0	-100%	0	0%
Transfers In	462,671	125,000	40,000	309,523	303,000	-2%	258,000	-15%
<b>Total Source of Funds</b>	<b>543,062</b>	<b>153,039</b>	<b>40,300</b>	<b>310,498</b>	<b>303,300</b>	<b>-2%</b>	<b>258,300</b>	<b>-15%</b>
<b>Use of Funds:</b>								
Personnel	366,154	175,456	115,157	112,746	0	-100%	0	0%
Services & Supplies	454,041	383,289	441,362	458,083	0	-100%	0	0%
Transfers Out	0	6,203	9,321	9,321	9,440	1%	9,543	1%
<b>Total Use of Funds</b>	<b>820,195</b>	<b>564,948</b>	<b>565,840</b>	<b>580,150</b>	<b>9,440</b>	<b>-98%</b>	<b>9,543</b>	<b>1%</b>
Authorized FTE's	4.00	4.10	4.10	4.10	0.00		0.00	

**CITY OF ANTIOCH  
2012-13 OPERATING BUDGET**

**ENTERPRISE FUNDS**

**PREWETT PARK FUND (641) (Continued)**

**COMMUNITY AQUATICS (641-4620)**

Community Aquatics tracks the operations of the Aquatics portion of the Water Park. The Community Aquatics division offers special programs (Adapted Aquatics for Persons with Physical or Mental Disabilities); fitness classes (Water Aerobics and Lap Swim) and community aquatics (Water Safety Classes; Lifeguard Training; and adult, youth and parent/child swim classes).

**20011-2012 Accomplishments:**

- Implemented a senior lap swim program.
- Aquatic Grant program development with Kaiser, Thomas Long Foundation and First 5.
- Developed Partnership with East Bay Regional Parks to provide Adventure Summer Camps.
- Market off season dome use.
- Hosted Special Olympics training for Northern California.

**2012-2013 Goals and Objectives:**

- Expand Aquatics programming.
- Expand year-round open swim.
- Continue to explore Senior Aquatic programs.
- Continue to seek Master Swim program.
- Develop additional programming for non season dome use.
- Marketing off-season pool rentals to schools & businesses
- Work with Kaiser and Sutter to develop a Physical Therapy rental program.
- Continue to explore off season swim team/water polo program in dome.
- Develop Advanced Junior Lifeguard Program.
- Pool rental with private sector schools for physical education water classes.
- Work with local schools enhancing water-safety and market aquatic swim classes.

**CITY OF ANTIOCH  
2012-13 OPERATING BUDGET**

**ENTERPRISE FUNDS**

**PREWETT PARK FUND (641) (Continued)**

<b>PREWETT COMMUNITY AQUATICS (641-4620)</b>								
	<b>2009-10 Actual</b>	<b>2010-11 Actual</b>	<b>2011-12 Budget</b>	<b>2011-12 Revised</b>	<b>2012-13 Proposed</b>	<b>% Change</b>	<b>2013-14 Projected</b>	<b>% Change</b>
<b>Source of Funds:</b>								
Current Service Charges	104,522	155,353	153,000	153,000	153,000	0%	153,000	0%
Other	1,809	256	500	911	500	-45%	500	0%
<b>Total Source of Funds</b>	<b>106,331</b>	<b>155,609</b>	<b>153,500</b>	<b>153,911</b>	<b>153,500</b>	<b>0%</b>	<b>153,500</b>	<b>0%</b>
<b>Use of Funds:</b>								
Personnel	97,227	122,127	111,092	126,375	110,192	-13%	112,005	2%
Services & Supplies	6,043	6,335	6,300	6,213	6,440	4%	7,060	10%
<b>Total Use of Funds</b>	<b>103,270</b>	<b>128,462</b>	<b>117,392</b>	<b>132,588</b>	<b>116,632</b>	<b>-12%</b>	<b>119,065</b>	<b>2%</b>
Authorized FTE's	0.40	0.40	0.40	0.40	0.40		0.40	

**CITY OF ANTIOCH  
2012-13 OPERATING BUDGET**

**ENTERPRISE FUNDS**

**PREWETT PARK FUND (641) (Continued)**

**PREWETT WATER PARK (641-4630)**

The Water Park account tracks the operations of the Water Park. The Antioch Water Park, located at the Prewett Family Park and Community Center, provides complete family water-based entertainment through the use of five water slides and the associated pool areas. The slide areas have been developed for the use of all ages - starting with the Tad Pool for infants through the Sports Pool which includes lily pads for all ages to enjoy. The Water Park provides life jackets and inner tubes for customer use. The Water Park hires approximately 145 local resident/staff on a seasonal basis.

**2011-2012 Accomplishments:**

- Increased gate fees to market standard.
- Minimized staff hours lowering staff cost.
- Won Silver award for Outstanding Ellis and Associates Lifeguards.
- Increased visitation by Allie (mascot) during Water Park operations.
- Increased weekly buy-outs and private group events.

**2012-2013 Goals and Objectives:**

- Enhance Water Park signage and local marketing for increased patronage.
- Birthday signage of birthday guest to market Birthday program.
- Lifeguard monthly evaluation to ensure test ready capabilities.
- Implement employee recognition program.

**CITY OF ANTIOCH  
2012-13 OPERATING BUDGET**

**ENTERPRISE FUNDS**

**PREWETT PARK FUND (641) (Continued)**

<b>PREWETT WATER PARK (641-4630)</b>								
	<b>2009-10 Actual</b>	<b>2010-11 Actual</b>	<b>2011-12 Budget</b>	<b>2011-12 Revised</b>	<b>2012-13 Proposed</b>	<b>% Change</b>	<b>2013-14 Projected</b>	<b>% Change</b>
<b>Source of Funds:</b>								
Current Service Charges	535,491	646,841	766,873	588,200	644,200	10%	644,200	0%
Other	38	0	0	661	0	0%	0	0%
<b>Total Source of Funds</b>	<b>535,529</b>	<b>646,841</b>	<b>766,873</b>	<b>588,861</b>	<b>644,200</b>	<b>9%</b>	<b>644,200</b>	<b>0%</b>
<b>Use of Funds:</b>								
Personnel	331,917	324,774	319,655	331,105	494,368	49%	440,918	-11%
Services & Supplies	48,055	27,652	37,495	25,698	497,404	1836%	503,089	1%
<b>Total Use of Funds</b>	<b>379,972</b>	<b>352,426</b>	<b>357,150</b>	<b>356,803</b>	<b>991,772</b>	<b>178%</b>	<b>944,007</b>	<b>-5%</b>
Authorized FTE's	0.60	0.60	0.60	0.60	4.70		4.70	



**CITY OF ANTIOCH  
2012-13 OPERATING BUDGET**

**ENTERPRISE FUNDS**

**PREWETT PARK FUND (641) (Continued)**

**PREWETT COMMUNITY CENTER (641-4640)**

Prewett Community Center Program tracks the operation of the Prewett Community Center and its program areas. The Multi-Use Room located within the center provides for an excellent venue for classes, meetings and social events. The classroom at the facility offers preschool through adult classes.

**2011-2012 Accomplishments:**

- Repainted multi-use room for rental enhancement.
- Added mid-day rentals (business meetings, conferences).
- Installed lights in poolside patio trees.

**2012-2013 Goals and Objectives:**

- Market to non-profit/low income programs for class rentals.
- Market classroom for 50 capacity or less.

<b>PREWETT COMMUNITY CENTER (641-4640)</b>								
	<b>2009-10</b>	<b>2010-11</b>	<b>2011-12</b>	<b>2011-12</b>	<b>2012-13</b>	<b>%</b>	<b>2013-14</b>	<b>%</b>
	<b>Actual</b>	<b>Actual</b>	<b>Budget</b>	<b>Revised</b>	<b>Proposed</b>	<b>Change</b>	<b>Projected</b>	<b>Change</b>
<b>Source of Funds:</b>								
Current Service Charges	52,477	54,720	52,000	45,000	40,000	-11%	40,000	0%
Other	50,716	0	0	5	0	0%	0	0%
<b>Total Source of Funds</b>	<b>103,193</b>	<b>54,720</b>	<b>52,000</b>	<b>45,005</b>	<b>40,000</b>	<b>-11%</b>	<b>40,000</b>	<b>0%</b>
<b>Use of Funds:</b>								
Personnel	9,919	10,591	11,650	16,290	16,450	1%	16,930	3%
Services & Supplies	5,529	964	10,000	5,000	5,000	0%	5,000	0%
<b>Total Use of Funds</b>	<b>15,448</b>	<b>11,555</b>	<b>21,650</b>	<b>21,290</b>	<b>21,450</b>	<b>1%</b>	<b>21,930</b>	<b>2%</b>
Authorized FTE's	0.00	0.00	0.00	0.00	0.00		0.00	

**CITY OF ANTIOCH  
2012-13 OPERATING BUDGET**

**ENTERPRISE FUNDS**

**PREWETT PARK FUND (641) (Continued)**

**SKATE PARK (641-4660)**

Operation and budget of this division was transferred to the Parks department in 2010 for improved maintenance and service. This division presented solely to reconcile 2009-10 actual expenditures.

<b>PREWETT SKATEBOARD PARK CENTER (641-4660)</b>								
	<b>2009-10 Actual</b>	<b>2010-11 Actual</b>	<b>2011-12 Budget</b>	<b>2011-12 Revised</b>	<b>2012-13 Proposed</b>	<b>% Change</b>	<b>2013-14 Projected</b>	<b>% Change</b>
<b>Source of Funds:</b>								
Transfer in from General Fund	8,611	0	0	0	0	0%	0	0%
<b>Total Source of Funds</b>	<b>8,611</b>	<b>0</b>	<b>0</b>	<b>0</b>	<b>0</b>	<b>0%</b>	<b>0</b>	<b>0%</b>
<b>Use of Funds:</b>								
Personnel	3,557	0	0	0	0	0%	0	0%
Services & Supplies	5,054	0	0	0	0	0%	0	0%
<b>Total Use of Funds</b>	<b>8,611</b>	<b>0</b>	<b>0</b>	<b>0</b>	<b>0</b>	<b>0%</b>	<b>0</b>	<b>0%</b>
Authorized FTE's	0.00	0.00	0.00	0.00	0.00		0.00	

**CITY OF ANTIOCH  
2012-13 OPERATING BUDGET**

**ENTERPRISE FUNDS**

**PREWETT PARK FUND (641) (Continued)**

**PREWETT CONCESSION OPERATIONS (641-4480)**

Snack Bar/Concession Operations provides for the operation of the snack bar at the Prewett Family Water Park. The snack bar is open to correspond with scheduled activities that occur between May and September.

**2011 - 2012 Accomplishments:**

- Reevaluated vendors cost to maximize best cost effective product sales.
- Vendor window POS signage to enhance product sales.

**2012-2013 Goals/Objectives:**

- Continue to work with vendors on monthly cost effective product sales.
- Restructure inventory control program to lower food cost.
- Special event days to include food promoted specials.

<b>PREWETT CONCESSIONS (641-4650)</b>								
	<b>2009-10</b>	<b>2010-11</b>	<b>2010-11</b>	<b>2010-11</b>	<b>2012-13</b>	<b>%</b>	<b>2013-14</b>	<b>%</b>
	<b>Actual</b>	<b>Actual</b>	<b>Budget</b>	<b>Revised</b>	<b>Proposed</b>	<b>Change</b>	<b>Projected</b>	<b>Change</b>
<b>Source of Funds:</b>								
Current Service Charges	185,838	160,841	205,000	128,000	140,000	9%	140,000	0%
Other	161	-21	0	0	0	0%	0	0%
<b>Total Source of Funds</b>	<b>185,999</b>	<b>160,820</b>	<b>205,000</b>	<b>128,000</b>	<b>140,000</b>	<b>9%</b>	<b>140,000</b>	<b>0%</b>
<b>Use of Funds:</b>								
Personnel	60,309	42,571	65,100	41,719	46,860	12%	47,232	1%
Services & Supplies	101,975	67,542	94,400	94,400	94,400	0%	94,400	0%
<b>Total Use of Funds</b>	<b>162,284</b>	<b>110,113</b>	<b>159,500</b>	<b>136,119</b>	<b>141,260</b>	<b>4%</b>	<b>141,632</b>	<b>0%</b>
Authorized FTE'S	0.00	0.00	0.00	0.00	0.00		0.00	

CITY OF ANTIOCH  
2012-13 OPERATING BUDGET

**INTERNAL SERVICE FUNDS**

**CITY OF ANTIOCH  
2012-13 OPERATING BUDGET**

**INTERNAL SERVICE FUNDS**

**INTERNAL SERVICE FUNDS**

Internal Service Funds are used to finance and account for special activities and services performed by a designated City department for other departments on a cost reimbursement basis. Internal Service Funds are also used to account for specific purposes that benefit the City as a whole, such as the Loss Control Fund. Internal Service Funds are considered Proprietary funds.

The City maintains seven Internal Service Funds, which are listed below in the Internal Service Funds Summary table.

<b>SUMMARY OF INTERNAL SERVICE FUNDS</b>								
<b>Internal Service Fund Title</b>	<b>Fund #</b>	<b>Estimated Balance 7/1/12</b>	<b>Proposed Revenues</b>	<b>Proposed Expenditures</b>	<b>Estimated Balance 6/30/13</b>	<b>Projected Revenues</b>	<b>Projected Expenditures</b>	<b>Estimated Balance 6/30/2014</b>
Vehicle Replacement	569	\$843,949	\$417,200	\$583,500	\$677,649	\$416,500	\$477,700	\$616,449
Vehicle Maintenance	570	10,894	1,570,500	1,574,238	7,156	1,610,800	1,612,310	5,646
Information Services	573	932,253	1,596,178	1,484,040	1,044,391	1,604,734	1,600,229	1,048,896
Post Retirement Medical-Police	577	(974,422)	442,030	1,388,711	(1,921,103)	506,075	1,514,212	(2,929,240)
Post Retirement Medical-Miscellaneous	578	859,236	324,910	402,490	781,656	346,195	411,210	716,641
Post Retirement Medical-Management	579	780,575	711,693	561,493	930,775	822,135	612,744	1,140,166
Loss Control	580	478,389	725,250	1,186,547	17,092	1,290,250	1,307,244	98
<b>TOTAL INTERNAL SERVICE FUNDS</b>		<b>\$2,930,874</b>	<b>\$5,787,761</b>	<b>\$7,181,019</b>	<b>\$1,537,616</b>	<b>\$6,596,689</b>	<b>\$7,535,649</b>	<b>\$598,656</b>

**CITY OF ANTIOCH  
2012-13 OPERATING BUDGET**

**INTERNAL SERVICE FUNDS**

**VEHICLE REPLACEMENT FUND (569)**

Vehicle Replacement is included in the Vehicle Equipment Replacement Fund. The fund accounts for the replacement of vehicles and equipment used by all City departments. The source of revenue for this fund is rental fees charged to the various departments.

<b>VEHICLE REPLACEMENT (FUND 569)</b>								
<b>Statement of Revenues, Expenditures and Change in Net Assets</b>								
	<b>2009-10</b>	<b>2010-11</b>	<b>2011-12</b>	<b>2011-12</b>	<b>2012-13</b>	<b>%</b>	<b>2013-14</b>	<b>%</b>
	<b>Actual</b>	<b>Actual</b>	<b>Budget</b>	<b>Revised</b>	<b>Proposed</b>	<b>Change</b>	<b>Projected</b>	<b>Change</b>
<b>Beginning Balance, July 1</b>	<b>\$2,133,572</b>	<b>\$1,330,342</b>	<b>\$1,223,786</b>	<b>\$1,223,786</b>	<b>\$843,949</b>		<b>\$677,649</b>	
<b>Revenue Source:</b>								
Investment Income	24,512	14,871	5,000	5,000	4,500	-10%	3,800	-16%
Current Service Charges	196,700	196,700	233,810	233,810	402,700	72%	402,700	0%
Other	54,901	22,303	50,000	7,543	10,000	33%	10,000	0%
<b>Total Revenues</b>	<b>276,113</b>	<b>233,874</b>	<b>288,810</b>	<b>246,353</b>	<b>417,200</b>	<b>69%</b>	<b>416,500</b>	<b>0%</b>
<b>Expenditures:</b>								
Services & Supplies	79,343	340,430	172,000	626,190	583,500	-7%	477,700	-18%
Transfers Out	1,000,000	0	0	0	0	0%	0	0%
<b>Total Expenditures</b>	<b>1,079,343</b>	<b>340,430</b>	<b>172,000</b>	<b>626,190</b>	<b>583,500</b>	<b>-7%</b>	<b>477,700</b>	<b>-18%</b>
<b>Ending Balance, June 30</b>	<b>\$1,330,342</b>	<b>\$1,223,786</b>	<b>\$1,340,596</b>	<b>\$843,949</b>	<b>\$677,649</b>		<b>\$616,449</b>	

**CITY OF ANTIOCH  
2012-13 OPERATING BUDGET**

**INTERNAL SERVICE FUNDS**

**VEHICLE EQUIPMENT MAINTENANCE FUND (570)**

Vehicle Repair and maintenance is included in the Vehicle Equipment Maintenance Fund. The fund accounts for the maintenance and repair of vehicles and equipment used by all City departments. The source of revenue for this fund is rental fees charged to the various departments.

Fleet Services is responsible for all maintenance and repairs of the City's fleet of vehicles and equipment, including small municipal equipment such as mowers, saws, blowers and edgers. Fleet services provides the following services: support to other divisions in the form of design and fabrication; develops equipment and contract work specifications; purchases vehicles; arranges for disposal of retired vehicles and equipment, provides fueling services to the City's fleet; provides a variety of reports and schedules for other departments.

<b>EQUIPMENT MAINTENANCE (FUND 570)</b>								
<b>Statement of Revenues, Expenditures and Change in Net Assets</b>								
	<b>2009-10 Actual</b>	<b>2010-11 Actual</b>	<b>2011-12 Budget</b>	<b>2011-12 Revised</b>	<b>2012-13 Proposed</b>	<b>% Change</b>	<b>2013-14 Projected</b>	<b>% Change</b>
<b>Beginning Balance, July 1</b>	<b>\$494,602</b>	<b>\$294,723</b>	<b>\$425,993</b>	<b>\$425,993</b>	<b>\$10,894</b>		<b>\$7,156</b>	
<b>Revenue Source:</b>								
Investment Income	5,395	3,520	5,000	2,500	500	-80%	800	60%
Current Service Charges	1,137,065	1,346,040	1,479,500	915,000	1,569,000	71%	1,609,000	3%
Other	10,138	2,197	1,000	5,156	1,000	-81%	1,000	0%
<b>Total Revenues</b>	<b>1,152,598</b>	<b>1,351,757</b>	<b>1,485,500</b>	<b>922,656</b>	<b>1,570,500</b>	<b>70%</b>	<b>1,610,800</b>	<b>3%</b>
<b>Expenditures:</b>								
Personnel	412,368	350,244	401,780	326,260	294,315	-10%	425,690	45%
Services & Supplies	833,889	774,792	1,165,604	911,811	1,172,094	29%	1,075,287	-8%
Interfund Charges	106,220	95,451	97,614	99,684	107,829	8%	111,333	3%
<b>Total Expenditures</b>	<b>1,352,477</b>	<b>1,220,487</b>	<b>1,664,998</b>	<b>1,337,755</b>	<b>1,574,238</b>	<b>18%</b>	<b>1,612,310</b>	<b>2%</b>
<b>Ending Balance, June 30</b>	<b>\$294,723</b>	<b>\$425,993</b>	<b>\$246,495</b>	<b>\$10,894</b>	<b>\$7,156</b>		<b>\$5,646</b>	
			<b>Authorized FTE's</b>	<b>Funded 2011-12</b>	<b>Funded 2012-13</b>		<b>Funded 2013-14</b>	
<b>Total Authorized &amp; Funded FTE'S</b>			7.37	2.87	3.62		4.62	

**CITY OF ANTIOCH  
2012-13 OPERATING BUDGET**

**INTERNAL SERVICE FUNDS**

**INFORMATION SYSTEMS FUND (573)**

The Information Systems Department serves as an internal service provider to all City departments. The department encompasses the City's computer technology and telecommunications systems. Departmental responsibilities include all television productions, security systems, special project management and support of all City computer systems including Finance and Police systems; planning, implementing and supporting all information system upgrades and replacements, including personal computers, servers, data networks; coordinating Internet services; providing service and maintenance of the City's telephone systems; management and support of GIS related activities throughout the City; and providing planning and oversight of the City's equipment replacement fund.

Information Systems Department Divisions are: Information Services Administration, Network and Personal Computer Support Services, Telephone Systems Program, GIS Support Systems, and Office Equipment Replacement.

<b>INFORMATION SYSTEMS FUND 573</b>								
<b>Statement of Revenues, Expenditures and Changes in Net Assets</b>								
	<b>2009-10</b>	<b>2010-11</b>	<b>2011-12</b>	<b>2011-12</b>	<b>2012-13</b>	<b>%</b>	<b>2013-14</b>	<b>%</b>
	<b>Actual</b>	<b>Actual</b>	<b>Budget</b>	<b>Revised</b>	<b>Proposed</b>	<b>Change</b>	<b>Projected</b>	<b>Change</b>
<b>Beginning Balance, July 1</b>	<b>\$1,259,298</b>	<b>\$949,131</b>	<b>\$899,528</b>	<b>\$899,528</b>	<b>\$932,253</b>		<b>\$1,044,391</b>	
<b>Revenue Source:</b>								
Investment Income	18,766	10,016	10,000	10,000	10,000	0%	10,000	0%
Current Service Charges	1,414,597	1,191,455	1,211,947	1,204,637	1,338,354	11%	1,338,354	0%
Other	0	5,795	0	0	0	0%	0	0%
Transfers In	269,596	234,996	241,284	241,284	247,824	3%	256,380	3%
<b>Total Revenues</b>	<b>1,702,959</b>	<b>1,442,262</b>	<b>1,463,231</b>	<b>1,455,921</b>	<b>1,596,178</b>	<b>10%</b>	<b>1,604,734</b>	<b>1%</b>
<b>Expenditures:</b>								
Personnel	867,313	750,434	675,945	693,107	712,939	3%	742,979	4%
Services & Supplies	497,523	611,941	600,712	603,649	635,717	5%	718,769	13%
Transfers Out	500,000	0	0	0	0	0%	0	0%
Interfund Charges	148,290	129,490	126,406	126,440	135,384	7%	138,481	2%
<b>Total Expenditures</b>	<b>2,013,126</b>	<b>1,491,865</b>	<b>1,403,063</b>	<b>1,423,196</b>	<b>1,484,040</b>	<b>4%</b>	<b>1,600,229</b>	<b>8%</b>
<b>Ending Balance, June 30</b>	<b>\$949,131</b>	<b>\$899,528</b>	<b>\$959,696</b>	<b>\$932,253</b>	<b>\$1,044,391</b>		<b>\$1,048,896</b>	



**CITY OF ANTIOCH  
2012-13 OPERATING BUDGET**

**INTERNAL SERVICE FUNDS**

**INFORMATION SYSTEMS FUND (573) (Continued)**

<b>INFORMATION SERVICES FUND SUMMARY OF STAFFING</b>				
<b>Authorized &amp; Funded FTE's:</b>	<b>Authorized FTE's</b>	<b>Funded 2011-12</b>	<b>Funded 2012-13</b>	<b>Funded 2013-14</b>
Information Services	2.10	1.10	1.10	1.10
Network Support & PCs	4.45	2.75	2.75	2.75
Telephone System	0.45	0.15	0.15	0.15
GIS Support	4.00	3.00	3.00	3.00
<b>Total Authorized &amp; Funded FTEs</b>	11.00	7.00	7.00	7.00

**INFORMATION SERVICES ADMINISTRATION (573-1410)**

Information Services Administration provides for the automation activities of the City. The primary responsibilities are in television productions, security systems, project management, support of City-wide network, phone and Police systems.

**2011-2012 Accomplishments:**

- Update software remotely in police cars.
- Provide high speed internet access to Police cars, for access to law enforcement databases
- Provide email access to police dispatchers through policy implementation
- Upgrade Honeywell controllers to support Electronic Building Interface (EBI) environment
- Installed secondary environmental monitoring device in CH server room

**2012-2013 Objectives:**

- Council Chambers audio/visual upgrade
- Transition to paperless agenda packets
- Standardize security for city facilities
- Integrate Acme alarm system with card key access
- Transition to Contra Costa TV regarding PEG channel broadcasting
- Begin desktop virtualization pilot project

**CITY OF ANTIOCH  
2012-13 OPERATING BUDGET**

**INTERNAL SERVICE FUNDS**

**INFORMATION SYSTEMS FUND (573) (Continued)**

<b>INFORMATION SERVICES ADMINISTRATION (573-1410)</b>								
	<b>2009-10 Actual</b>	<b>2010-11 Actual</b>	<b>2011-12 Budget</b>	<b>2011-12 Revised</b>	<b>2012-13 Proposed</b>	<b>% Change</b>	<b>2013-14 Projected</b>	<b>% Change</b>
<b>Source of Funds:</b>								
Investment Income	18,766	10,016	10,000	10,000	10,000	0%	10,000	0%
Billings to Departments	328,996	308,997	239,000	239,000	340,000	42%	340,000	0%
Other	0	5,795	0	0	0	0%	0	0%
<b>Total Source of Funds</b>	<b>347,762</b>	<b>324,808</b>	<b>249,000</b>	<b>249,000</b>	<b>350,000</b>	<b>41%</b>	<b>350,000</b>	<b>0%</b>
<b>Use of Funds:</b>								
Personnel	309,199	281,153	192,525	178,593	168,665	-6%	178,545	6%
Services & Supplies	85,591	68,259	74,392	74,265	81,690	10%	82,910	1%
Interfund Charges	75,351	69,040	69,495	70,219	75,241	7%	77,577	3%
<b>Total Use of Funds</b>	<b>470,141</b>	<b>418,452</b>	<b>336,412</b>	<b>323,077</b>	<b>325,596</b>	<b>1%</b>	<b>339,032</b>	<b>4%</b>
Authorized FTE's	2.10	2.10	2.10	2.10	2.10		2.10	

**CITY OF ANTIOCH  
2012-13 OPERATING BUDGET**

**INTERNAL SERVICE FUNDS**

**INFORMATION SYSTEMS FUND (573) (Continued)**

**NETWORK AND PERSONAL COMPUTER SUPPORT SERVICES (573-1420)**

Network and Personal Computer Support Services is responsible for the operating environment and customer support of the City's personal computers, servers, data networks and Internet services.

**2011-2012 Accomplishments:**

- Maintained 243 computers and 17 servers
- Replaced 3 servers.
- Averaged 4000/year resolved trouble tickets related to computers, printers, police radio, telephones.
- Replaced 37 mobile computers for PD vehicles
- Implemented storage strategy to account for increased data growth in PD and Public Works
- Improved capacity of network connection to Antioch Community Center for increased network traffic
- Installed and implemented computers, telephones and network at Antioch Community Center
- Implemented Desktop virtualization for Antioch Community Center Technology Room
- Replaced Police Dispatch voice recorder system
- Upgraded public Wi-Fi at Antioch Community Center
- Updated firewall configuration to allow Cal-Photo access from all PD desktops
- Upgraded Bi-Tech connectivity from point to point T1 line to VPN
- Integrated the Marina into the City's AMAG cardkey access system
- Added additional data switches at City Hall and Antioch Community Center
- Moved all SQL database applications to new servers

**2012-2013 Objectives :**

- Research and implement new backup strategy reducing dependency on tapes and manpower required
- Uptime of 99.9% on network
- Upgrade all computers to next level of anti-virus
- Implement mobile computing for portion of Public Works fleet, via desktop virtualization
- Virtualize up to 6 servers
- Implement City wide/Parks surveillance system
- Implement public Wi-Fi at Public Works
- Upgrade of Anti-virus software on all computers
- Implement web based work order request system for I.S.

**CITY OF ANTIOCH  
2012-13 OPERATING BUDGET**

**INTERNAL SERVICE FUNDS**

**INFORMATION SYSTEMS FUND (573) (Continued)**

<b>INFORMATION SERVICES - NETWORK SUPPORT &amp; PC'S (573-1420)</b>								
	<b>2009-10 Actual</b>	<b>2010-11 Actual</b>	<b>2011-12 Budget</b>	<b>2011-12 Revised</b>	<b>2012-13 Budget</b>	<b>% Change</b>	<b>2013-14 Projected</b>	<b>% Change</b>
<b>Source of Funds:</b>								
Billings to Departments	621,476	406,476	506,000	506,000	523,000	3%	523,000	0%
<b>Total Source of Funds</b>	<b>621,476</b>	<b>406,476</b>	<b>506,000</b>	<b>506,000</b>	<b>523,000</b>	<b>3%</b>	<b>523,000</b>	<b>0%</b>
<b>Use of Funds:</b>								
Personnel	264,019	217,705	232,580	253,460	268,205	6%	278,690	4%
Services & Supplies	195,737	203,549	230,557	225,522	256,288	14%	258,205	1%
Interfund Charges	42,894	35,263	34,648	34,193	36,756	7%	37,362	2%
<b>Total Use of Funds</b>	<b>502,650</b>	<b>456,517</b>	<b>497,785</b>	<b>513,175</b>	<b>561,249</b>	<b>9%</b>	<b>574,257</b>	<b>2%</b>
Authorized FTE'S	4.45	4.45	4.45	4.45	4.45		4.45	

**CITY OF ANTIOCH  
2012-13 OPERATING BUDGET**

**INTERNAL SERVICE FUNDS**

**INFORMATION SYSTEMS FUND (573) (Continued)**

**TELEPHONE SYSTEMS SERVICES (573-1430)** Telephone Systems Services provides service and maintenance of the City's telephone systems.

**2011-2012 Accomplishments:**

- 99.9% uptime of telephone switches
- Over 350 add/move/delete changes
- Upgraded voice mail system to latest version

**2012-2013 Objectives:**

- Uptime of 99.99% of telephone system
- Integrate telephone system with Exchange server
- Research Unified Communication (UC), linking telephone system with email system

<b>INFORMATION SERVICES - TELEPHONE SYSTEM (573-1430)</b>								
	<b>2009-10 Actual</b>	<b>2010-11 Actual</b>	<b>2011-12 Budget</b>	<b>2011-12 Revised</b>	<b>2012-13 Budget</b>	<b>% Change</b>	<b>2013-14 Projected</b>	<b>% Change</b>
<b>Source of Funds:</b>								
Current Service Charges	158,855	158,281	153,846	152,846	171,000	12%	171,000	0%
<b>Total Source of Funds</b>	<b>158,855</b>	<b>158,281</b>	<b>153,846</b>	<b>152,846</b>	<b>171,000</b>	<b>12%</b>	<b>171,000</b>	<b>0%</b>
<b>Use of Funds:</b>								
Personnel	19,040	17,664	9,555	14,912	18,244	22%	19,364	6%
Services & Supplies	93,334	125,651	135,967	131,037	142,418	9%	142,668	0%
Interfund Charges	10,852	8,935	8,864	8,752	9,419	8%	9,587	2%
<b>Total Use of Funds</b>	<b>123,226</b>	<b>152,250</b>	<b>154,386</b>	<b>154,701</b>	<b>170,081</b>	<b>10%</b>	<b>171,619</b>	<b>1%</b>
Authorized FTE'S	0.45	0.45	0.45	0.45	0.45		0.45	

**CITY OF ANTIOCH  
2012-13 OPERATING BUDGET**

**INTERNAL SERVICE FUNDS**

**INFORMATION SYSTEMS FUND (573) (Continued)**

**GIS SUPPORT SYSTEMS (573-1435)**

GIS Support systems is responsible for the management and support of GIS-related activities throughout the City's different departments. Major activities include design, development, and maintenance of numerous spatial databases, acquisition and data conversion of assessor parcel data from Contra Costa County's Public Works Department, GIS data linkage to internal software applications, as well as management of all GIS data exchanged between the City and outside consultants or contractors. The GIS division also provides support to all departments for GIS software applications over the City's internal network and support for Public Works Maintenance Management System.

**2011-2012 Accomplishments:**

- Completed Water Distribution utility update
- Completed Water Distribution utility grid book update
- Completed FEMA Flood Zone layer update
- Storm Maintenance Route Book
- Completed an inventory of streetlights in the City to provide accurate information on location, quantity and billing area.
- Reviewed, completed, and implemented a Personal Geodatabase system to link water/wastewater update data in GIS to the Maintenance Management software database

**2012-2013 Objectives:**

- Implement a Geocoding system for water turn on/turn offs and backflow maintenance groups to allow wireless receipt of project addresses and plotting of address locations from the field.
- Complete conversion and updating of Water System Grid maps.
- Review, and if appropriate, implement city-wide street signs inventory project; providing information on sign type, location, and allowing work history tracking for reports in the Lucity Computerized Maintenance Management System (CMMS)
- Design and implement departmental GIS templates, allowing users to view data specific to their respective departmental needs.
- Complete Centerline layer and network update
- Complete Police Department/Data 911 centerline streets update, providing PD with up-to-date street data information for dispatched calls
- Complete Collections/Storm Water utility systems update
- Complete ESRI GIS software update for city-wide users

**CITY OF ANTIOCH  
2012-13 OPERATING BUDGET**

**INTERNAL SERVICE FUNDS**

**INFORMATION SYSTEMS FUND (573) (Continued)**

<b>INFORMATION SERVICES - GIS SUPPORT SERVICES (573-1435)</b>								
	<b>2009-10 Actual</b>	<b>2010-11 Actual</b>	<b>2011-12 Budget</b>	<b>2011-12 Revised</b>	<b>2012-13 Budget</b>	<b>% Change</b>	<b>2013-14 Projected</b>	<b>% Change</b>
<b>Source of Funds:</b>								
Current Service Charges	75,601	82,437	65,437	65,437	63,000	-4%	63,000	0%
Transfers In	269,596	234,996	241,284	246,142	247,824	1%	256,380	3%
<b>Total Source of Funds</b>	<b>345,197</b>	<b>317,433</b>	<b>306,721</b>	<b>311,579</b>	<b>310,824</b>	<b>0%</b>	<b>319,380</b>	<b>3%</b>
<b>Use of Funds:</b>								
Personnel	275,055	233,912	241,285	246,142	257,825	5%	266,380	3%
Services & Supplies	53,079	53,129	59,796	53,290	55,321	4%	57,786	4%
Interfund Charges	10,663	8,708	8,938	8,807	9,529	8%	9,731	2%
<b>Total Use of Funds</b>	<b>338,797</b>	<b>295,749</b>	<b>310,019</b>	<b>308,239</b>	<b>322,675</b>	<b>5%</b>	<b>333,897</b>	<b>3%</b>
Authorized FTE'S	3.80	4.00	4.00	4.00	4.00		4.00	

**CITY OF ANTIOCH  
2012-13 OPERATING BUDGET**

**INTERNAL SERVICE FUNDS**

**INFORMATION SYSTEMS FUND (573) (Continued)**

**OFFICE EQUIPMENT REPLACEMENT (573-1440)**

Office Equipment Replacement is the holding fund for charges paid by departments throughout the City to provide the means to pay for the orderly replacement of obsolete office equipment, computers and major software items.

<b>INFORMATION SERVICES - OFFICE EQUIPMENT REPLACEMENT (573-1440)</b>								
	<b>2009-10 Actual</b>	<b>2010-11 Actual</b>	<b>2011-12 Budget</b>	<b>2011-12 Revised</b>	<b>2012-13 Proposed</b>	<b>% Change</b>	<b>2013-14 Projected</b>	<b>% Change</b>
<b>Source of Funds:</b>								
Current Service Charges	229,669	235,264	247,664	241,354	241,354	0%	241,354	0%
<b>Total Source of Funds</b>	<b>229,669</b>	<b>235,264</b>	<b>247,664</b>	<b>241,354</b>	<b>241,354</b>	<b>0%</b>	<b>241,354</b>	<b>0%</b>
<b>Use of Funds:</b>								
Services & Supplies	69,782	161,353	100,000	119,535	100,000	-16%	177,200	77%
Transfers Out	500,000	0	0	0	0	0%	0	0%
Interfund Charges	8,530	7,544	4,461	4,469	4,439	-1%	4,224	-5%
<b>Total Use of Funds</b>	<b>578,312</b>	<b>168,897</b>	<b>104,461</b>	<b>124,004</b>	<b>104,439</b>	<b>-16%</b>	<b>181,424</b>	<b>74%</b>
Authorized FTE'S	0.00	0.00	0.00	0.00	0.00		0.00	



**CITY OF ANTIOCH  
2012-13 OPERATING BUDGET**

**INTERNAL SERVICE FUNDS**

**POST RETIREMENT MEDICAL FUNDS (577, 578, 579)**

Post Retirement Medical Funds are used to pay post retirement medical benefits for retirees under the following separate fund categories: Police, Miscellaneous and Management employees. Benefits are based on each group's related memorandum of understanding. In FY2008, the City established a trust with CalPERS to account for other post employment benefits.

<b>RETIREE MEDICAL POLICE (FUND 577)</b>								
<b>Statement of Revenues, Expenditures and Change in Net Assets</b>								
	<b>2009-10 Actual</b>	<b>2010-11 Actual</b>	<b>2011-12 Budget</b>	<b>2011-12 Revised</b>	<b>2012-13 Proposed</b>	<b>% Change</b>	<b>2013-14 Projected</b>	<b>% Change</b>
<b>Beginning Balance, July 1</b>	<b>\$1,303,052</b>	<b>\$816,079</b>	<b>(\$112,892)</b>	<b>(\$112,892)</b>	<b>(\$974,422)</b>		<b>(\$1,921,103)</b>	
<b>Revenue Source:</b>								
Investment Income	15,497	1,555	0	0	0	0%	0	0%
Trust Deposits/Reimbursements	182,586	251,375	315,000	325,563	442,030	36%	506,075	14%
Other	325	585	0	0	0	0%	0	0%
<b>Total Revenues</b>	<b>198,408</b>	<b>253,515</b>	<b>315,000</b>	<b>325,563</b>	<b>442,030</b>	<b>36%</b>	<b>506,075</b>	<b>14%</b>
<b>Expenditures:</b>								
Post Retirement Medical - Police	681,515	1,178,801	606,756	1,182,992	1,384,275	17%	1,510,003	9%
Interfund Charges	3,866	3,685	3,484	4,101	4,436	8%	4,209	-5%
<b>Total Expenditures</b>	<b>685,381</b>	<b>1,182,486</b>	<b>610,240</b>	<b>1,187,093</b>	<b>1,388,711</b>	<b>17%</b>	<b>1,514,212</b>	<b>9%</b>
<b>Ending Balance, June 30</b>	<b>\$816,079</b>	<b>(\$112,892)</b>	<b>(\$408,132)</b>	<b>(\$974,422)</b>	<b>(\$1,921,103)</b>		<b>(\$2,929,240)</b>	
Authorized FTE'S	0.00	0.00	0.00	0.00	0.00		0.00	

**CITY OF ANTIOCH  
2012-13 OPERATING BUDGET**

**INTERNAL SERVICE FUNDS**

**POST RETIREMENT MEDICAL FUNDS (577, 578, 579) (Continued)**

<b>RETIREE MEDICAL MISCELLANEOUS (FUND 578)</b>								
<b>Statement of Revenues, Expenditures and Change in Net Assets</b>								
	<b>2009-10</b>	<b>2010-11</b>	<b>2011-12</b>	<b>2011-12</b>	<b>2012-13</b>	<b>%</b>	<b>2013-14</b>	<b>%</b>
	<b>Actual</b>	<b>Actual</b>	<b>Budget</b>	<b>Revised</b>	<b>Proposed</b>	<b>Change</b>	<b>Projected</b>	<b>Change</b>
<b>Beginning Balance, July 1</b>	<b>\$1,915,411</b>	<b>\$1,243,384</b>	<b>\$975,325</b>	<b>\$975,325</b>	<b>\$859,236</b>		<b>\$781,656</b>	
<b>Source of Funds:</b>								
Investment Income	23,399	3,347	0	6,500	0	-100%	0	0%
Trust Deposits/Reimbursements	237,151	187,294	285,177	282,100	324,910	15%	346,195	7%
Other	1,466	2,255	0	0	0	0%	0	0%
Transfers In	0	0	0	0	0	0%	0	0%
<b>Total Source of Funds</b>	<b>262,016</b>	<b>192,896</b>	<b>285,177</b>	<b>288,600</b>	<b>324,910</b>	<b>13%</b>	<b>346,195</b>	<b>7%</b>
<b>Use of Funds:</b>								
Post Retirement Medical - Misc.	929,769	378,889	716,279	400,533	397,973	-1%	406,518	2%
Transfers Out	0	78,197	0	0	0	0%	0	0%
Interfund Charges	4,274	3,869	4,137	4,156	4,517	9%	4,692	4%
<b>Total Use of Funds</b>	<b>934,043</b>	<b>460,955</b>	<b>720,416</b>	<b>404,689</b>	<b>402,490</b>	<b>-1%</b>	<b>411,210</b>	<b>2%</b>
<b>Ending Balance, June 30</b>	<b>\$1,243,384</b>	<b>\$975,325</b>	<b>\$540,086</b>	<b>\$859,236</b>	<b>\$781,656</b>		<b>\$716,641</b>	
Authorized FTE'S	0.00	0.00	0.00	0.00	0.00		0.00	

**CITY OF ANTIOCH  
2012-13 OPERATING BUDGET**

**INTERNAL SERVICE FUNDS**

**POST RETIREMENT MEDICAL FUNDS (577, 578, 579)**

<b>RETIREE MEDICAL MANAGEMENT (FUND 579)</b>								
<b>Statement of Revenues, Expenditures and Change in Net Assets</b>								
	<b>2009-10 Actual</b>	<b>2010-11 Actual</b>	<b>2011-12 Budget</b>	<b>2011-12 Revised</b>	<b>2012-13 Proposed</b>	<b>% Change</b>	<b>2013-14 Projected</b>	<b>% Change</b>
<b>Beginning Balance, July 1</b>	<b>\$1,107,555</b>	<b>\$685,127</b>	<b>\$732,628</b>	<b>\$732,628</b>	<b>\$780,575</b>		<b>\$930,775</b>	
<b>Source of Funds:</b>								
Investment Income	11,496	-317	0	5,500	0	0%	0	0%
Trust Deposits/Reimbursements	404,276	514,786	550,000	437,044	509,379	17%	552,916	9%
Other	3,423	4,323	0	145,424	202,314	39%	269,219	33%
Transfers In	0	78,197	0	0	0	0%	0	0%
<b>Total Source of Funds</b>	<b>419,195</b>	<b>596,989</b>	<b>550,000</b>	<b>587,968</b>	<b>711,693</b>	<b>21%</b>	<b>822,135</b>	<b>16%</b>
<b>Use of Funds:</b>								
Post Retirement Medical - Mgmt	833,841	542,612	797,320	532,650	553,450	4%	604,395	9%
Transfers Out	0	0	0	0	0	0%	0	0%
Interfund Charges	7,782	6,876	7,383	7,371	8,043	9%	8,349	4%
<b>Total Use of Funds</b>	<b>841,623</b>	<b>549,488</b>	<b>804,703</b>	<b>540,021</b>	<b>561,493</b>	<b>4%</b>	<b>612,744</b>	<b>9%</b>
<b>Ending Balance, June 30</b>	<b>\$685,127</b>	<b>\$732,628</b>	<b>\$477,925</b>	<b>\$780,575</b>	<b>\$930,775</b>		<b>\$1,140,166</b>	
Authorized FTE'S	0.00	0.00	0.00	0.00	0.00		0.00	

**CITY OF ANTIOCH  
2012-13 OPERATING BUDGET**

**INTERNAL SERVICE FUNDS**

**LOSS CONTROL FUND (580)**

The Loss Control Program provides consultation services to City departments in the area of workers' compensation claim cost control, and compliance with California OSHA requirements. Staff in this fund is also responsible for assisting departments in maintaining a safe workplace for employees by managing an aggressive health and safety program. As of fiscal year 2012, no funding for staffing is provided and the functions have been assumed by the Human Resources Department.

<b>LOSS CONTROL (FUND 580)</b>								
<b>Statement of Revenues, Expenditures and Change in Net Assets</b>								
	<b>2009-10 Actual</b>	<b>2010-11 Actual</b>	<b>2011-12 Budget</b>	<b>2011-12 Revised</b>	<b>2012-13 Proposed</b>	<b>% Change</b>	<b>2013-14 Projected</b>	<b>% Change</b>
<b>Beginning Balance, July 1</b>	<b>(\$86,450)</b>	<b>\$105</b>	<b>(\$11,759)</b>	<b>(\$11,759)</b>	<b>\$478,389</b>		<b>\$17,092</b>	
<b>Revenue Source:</b>								
Investment Income	122	152	250	1,200	250	-79%	250	0%
Current Service Charges	855,682	815,260	485,050	742,820	725,000	-2%	1,290,000	78%
Transfers In	34,521	40	0	25	0	0%	0	0%
<b>Total Revenue</b>	<b>890,325</b>	<b>815,452</b>	<b>485,300</b>	<b>744,045</b>	<b>725,250</b>	<b>-3%</b>	<b>1,290,250</b>	<b>78%</b>
<b>Expenditures:</b>								
Personnel	115,673	118,254	123,190	11,365	0	-100%	0	0%
Services & Supplies	664,632	690,162	271,228	222,569	1,164,462	423%	1,284,482	10%
Interfund Charges	23,465	18,900	20,136	19,963	22,085	11%	22,762	3%
<b>Total Expenditures</b>	<b>803,770</b>	<b>827,316</b>	<b>414,554</b>	<b>253,897</b>	<b>1,186,547</b>	<b>367%</b>	<b>1,307,244</b>	<b>10%</b>
<b>Ending Balance, June 30</b>	<b>\$105</b>	<b>(\$11,759)</b>	<b>\$58,987</b>	<b>\$478,389</b>	<b>\$17,092</b>		<b>\$98</b>	
			<b>Authorized FTE's</b>	<b>Funded 2011-12</b>	<b>Funded 2012-13</b>		<b>Funded 2013-14</b>	
<b>Total Authorized &amp; Funded FTE's</b>			1.00	1.00*	0.00		0.00	

\*Position funded part of fiscal year

**This page left intentionally blank**

**CITY OF ANTIOCH  
2012-13 OPERATING BUDGET**

**ANTIOCH PUBLIC FINANCING  
AUTHORITY**

**CITY OF ANTIOCH  
2012-13 OPERATING BUDGET**

**ANTIOCH PUBLIC FINANCING AUTHORITY**

The Antioch Public Financing Authority (APFA) is a nonprofit corporation organized by the City of Antioch and the Antioch Development Agency under the laws of the State of California. The Authority was organized to provide financial assistance to the City by financing real and personal property and improvements for the benefit of the residents of the City and surrounding areas.

The APFA maintains the following funds:

- APFA 2002 Lease Revenue Refunding Bonds, Police Facilities Fund (415)
- APFA 2003 Water Revenue Bonds (615)
- APFA 1998 Reassessment Revenue Bonds -Lone Tree Assessment District (736)

<b>ANTIOCH PUBLIC FINANCING AUTHORITY (APFA) COMBINED STATEMENT OF APFA DEBT SERVICE FUNDS</b>								
<b>APFA Debt Issue</b>	<b>Fund #</b>	<b>Estimated Balance 7/1/2012</b>	<b>Proposed Revenues</b>	<b>Proposed Expenditures</b>	<b>Estimated Balance 6/30/2013</b>	<b>Projected Revenues</b>	<b>Projected Expenditures</b>	<b>Estimated Balance 6/30/2014</b>
2002 Lease Revenue Refunding Bonds	415	\$642,186	\$1,627,016	\$1,637,027	\$632,175	\$1,660,429	\$1,671,953	\$620,651
2003 Water Revenue Bonds	615	1,389,329	777,712	777,603	1,389,438	73,100	786,551	675,987
1998 Reassessment Bonds-Lone Tree	736	10,090,720	7,674,150	5,400,678	12,364,192	7,674,150	5,085,804	14,952,538
<b>TOTAL APFA</b>		<b>\$12,122,235</b>	<b>\$10,078,878</b>	<b>\$7,815,308</b>	<b>\$14,385,805</b>	<b>\$9,407,679</b>	<b>\$7,544,308</b>	<b>\$16,249,176</b>

**CITY OF ANTIOCH  
2012-13 OPERATING BUDGET**

**ANTIOCH PUBLIC FINANCING AUTHORITY**

**APFA 2002 LEASE REVENUE BONDS (415)**

On October 1, 1993, the City of Antioch sold its new police facilities to the Antioch Public Financing Authority under a sale-leaseback agreement. The Authority issued \$18,375,000 of 1993 Lease Revenue Refunding Bonds, the proceeds of which were used by the City to advance refund its 1990 Certificates of Participation issue.

APFA leases the new police facilities to the City under an agreement which provides the funds to service the 1993 Lease Revenue Refunding bonds debt service requirements. In fiscal year 2003, APFA issued \$14,375,000 of Series 2002 Series B Lease Revenue Bonds to advance refund the 1993 Lease Revenue Refunding Bonds. Upon full payment of the outstanding bonds, the new police facilities become the property of the City. Series 2002 Series A Lease Revenue Bonds were issued in an amount of \$10,235,000 to finance various projects throughout the City.

<b>2002 LEASE REVENUE BONDS (FUND 415)</b>								
<b>Statement of Revenues, Expenditures and Change in Fund Balance</b>								
	<b>2009-10 Actual</b>	<b>2010-11 Actual</b>	<b>2011-12 Budget</b>	<b>2011-12 Revised</b>	<b>2012-13 Proposed</b>	<b>% Change</b>	<b>2013-14 Projected</b>	<b>% Change</b>
<b>Beginning Balance, July 1</b>	<b>\$8,000</b>	<b>\$11,482</b>	<b>\$371,608</b>	<b>\$371,608</b>	<b>\$642,186</b>		<b>\$632,175</b>	
<b>Revenue Source:</b>								
Investment Income	35	27	20	30	30	0%	30	0%
Transfers In	1,547,488	1,933,461	1,604,329	1,877,148	1,626,986	-13%	1,660,399	2%
<b>Total Revenues</b>	<b>1,547,523</b>	<b>1,933,488</b>	<b>1,604,349</b>	<b>1,877,178</b>	<b>1,627,016</b>	<b>-13%</b>	<b>1,660,429</b>	<b>2%</b>
<b>Expenditures:</b>								
Services & Supplies	6,275	5,665	6,500	8,750	6,500	-26%	6,500	0%
Debt Service	1,537,731	1,567,669	1,597,819	1,597,819	1,630,494	2%	1,665,419	2%
Interfund Charges	35	28	30	31	33	6%	34	3%
<b>Total Expenditures</b>	<b>1,544,041</b>	<b>1,573,362</b>	<b>1,604,349</b>	<b>1,606,600</b>	<b>1,637,027</b>	<b>2%</b>	<b>1,671,953</b>	<b>2%</b>
<b>Ending Balance, June 30</b>	<b>\$11,482</b>	<b>\$371,608</b>	<b>\$371,608</b>	<b>\$642,186</b>	<b>\$632,175</b>		<b>\$620,651</b>	

As of January 1, 2012, the outstanding balance is \$22,765,000. The final debt service payment is scheduled for January 1, 2032.



**CITY OF ANTIOCH  
2012-13 OPERATING BUDGET**

**ANTIOCH PUBLIC FINANCING AUTHORITY**

**APFA 2003 WATER REVENUE BONDS (615)**

In 1988, a water treatment plant expansion project was undertaken to remedy existing deficiencies, accommodate projected population growth and meet anticipated water quality regulations. The project included sedimentation basin improvements, filter improvements, control system modifications, and building modifications. In fiscal year 2003, APFA issued \$6,405,000 of Series 2003 Water Revenue Refunding Bonds to partially advance refund the 1993 Water Revenue Refunding Bonds.

<b>2003 WATER REVENUE BONDS (FUND 615)</b>								
<b>Statement of Revenues, Expenditures and Change in Fund Balance</b>								
	<b>2009-10 Actual</b>	<b>2010-11 Actual</b>	<b>2011-12 Budget</b>	<b>2011-12 Revised</b>	<b>2012-13 Proposed</b>	<b>% Change</b>	<b>2013-14 Projected</b>	<b>% Change</b>
<b>Beginning Balance, July 1</b>	<b>\$2,399,142</b>	<b>\$1,625,856</b>	<b>\$1,440,307</b>	<b>\$1,440,307</b>	<b>\$1,389,329</b>		<b>\$1,389,438</b>	
<b>Revenue Source:</b>								
Investment Income	-614	827	200	200	200	0%	0	-100%
Transfers In	2,999	589,007	778,488	727,395	777,512	7%	73,100	-91%
<b>Total Revenues</b>	<b>2,385</b>	<b>589,834</b>	<b>778,688</b>	<b>727,595</b>	<b>777,712</b>	<b>7%</b>	<b>73,100</b>	<b>-91%</b>
<b>Expenditures:</b>								
Services & Supplies	2,351	2,915	4,500	4,500	4,600	2%	2,500	-46%
Debt Service	773,238	772,388	773,988	773,988	772,912	0%	783,956	1%
Interfund Charges	82	80	83	85	91	7%	95	4%
<b>Total Expenditures</b>	<b>775,671</b>	<b>775,383</b>	<b>778,571</b>	<b>778,573</b>	<b>777,603</b>	<b>0%</b>	<b>786,551</b>	<b>1%</b>
<b>Ending Balance, June 30</b>	<b>\$1,625,856</b>	<b>\$1,440,307</b>	<b>\$1,440,424</b>	<b>\$1,389,329</b>	<b>\$1,389,438</b>		<b>\$675,987</b>	

As of July 1, 2012, the outstanding balance will be \$770,000. The final debt service payment will be July 1, 2013.

**CITY OF ANTIOCH  
2012-13 OPERATING BUDGET**

**ANTIOCH PUBLIC FINANCING AUTHORITY**

**APFA 1998 REASSESSMENT REVENUE BONDS (736)  
(Lone Tree Assessment District AD 27/31)**

These bonds financed the construction of public improvements (sanitary sewers, water lines, storm drains, paving, and traffic signalization) in the Lone Tree Assessment District. The original bonds were issued in series from 1988 through 1995 and were refinanced in 1998.

<b>1998 REASSESSMENT REVENUE BONDS (FUND 736)</b>								
<b>Statement of Revenues, Expenditures and Change in Fund Balance</b>								
	<b>2009-10</b>	<b>2010-11</b>	<b>2011-12</b>	<b>2011-12</b>	<b>2012-13</b>	<b>%</b>	<b>2013-14</b>	<b>%</b>
	<b>Actual</b>	<b>Actual</b>	<b>Budget</b>	<b>Revised</b>	<b>Proposed</b>	<b>Change</b>	<b>Projected</b>	<b>Change</b>
<b>Beginning Balance, July 1</b>	<b>\$12,838,240</b>	<b>\$12,152,796</b>	<b>\$9,835,303</b>	<b>\$9,835,303</b>	<b>\$10,090,720</b>		<b>\$12,364,192</b>	
<b>Revenue Source:</b>								
Investment Income	234,484	253,734	254,150	254,150	254,150	0%	254,150	0%
Assessment Revenue	7,401,685	7,476,123	7,440,000	7,425,100	7,420,000	0%	7,420,000	0%
<b>Total Revenues</b>	<b>7,636,169</b>	<b>7,729,857</b>	<b>7,694,150</b>	<b>7,679,250</b>	<b>7,674,150</b>	<b>0%</b>	<b>7,674,150</b>	<b>0%</b>
<b>Expenditures:</b>								
Services & Supplies	97,464	93,252	102,200	101,846	102,300	0%	102,300	0%
Debt Service	8,224,008	9,953,970	6,249,775	7,321,850	5,298,228	-28%	4,983,349	-6%
Interfund Charges	141	128	137	137	150	9%	155	3%
<b>Total Expenditures</b>	<b>8,321,613</b>	<b>10,047,350</b>	<b>6,352,112</b>	<b>7,423,833</b>	<b>5,400,678</b>	<b>-27%</b>	<b>5,085,804</b>	<b>-6%</b>
<b>Ending Balance, June 30</b>	<b>\$12,152,796</b>	<b>\$9,835,303</b>	<b>\$11,177,341</b>	<b>\$10,090,720</b>	<b>\$12,364,192</b>		<b>\$14,952,538</b>	

As of March 2, 2012, the outstanding balance is \$20,905,000. The final debt service payment is scheduled for September 2, 2018.

**This page left intentionally blank**

**CITY OF ANTIOCH AS  
SUCCESSOR AGENCY AND  
HOUSING SUCCESSOR TO THE  
ANTIOCH DEVELOPMENT  
AGENCY**

**CITY OF ANTIOCH  
2012-13 OPERATING BUDGET**

**CITY OF ANTIOCH AS SUCCESSOR AGENCY AND HOUSING SUCCESSOR TO THE ANTIOCH DEVELOPMENT AGENCY**

The Antioch Development Agency (Agency or ADA) was formed June 25, 1974, for the purpose of renovating designated areas within the City limits. Project areas were designated to receive tax increment funds based on redevelopment formulas. The redevelopment funds were targeted for slum and blight areas. There are currently four redevelopment areas in Antioch encompassing 2,082 acres, which is 11.6% of the City's incorporated area.

Effective February 1, 2012, all redevelopment agencies throughout California were abolished with AB 1X26, the Dissolution Act. The City of Antioch elected to become the Successor Agency and Housing Successor to the Antioch Development Agency. The role of the City in these capacities is to oversee the wind-down of redevelopment and pay enforceable obligations of the former Antioch Development Agency until satisfied. As a result, the former Low and Moderate Income Housing Fund of the City has been re-named the Housing Fund and will account for the enforceable obligations of the former Antioch Development Agency related to activities of the former Low and Moderate Income Housing Fund. Expenses comprise of the remaining obligation due under the Vista Diablo Rent Subsidy and administration of existing housing loans (rental rehabilitation, first time homebuyer, housing rehabilitation). Prior to dissolution, housing activities were funded by a 20% set-aside of tax increment revenues from the five project areas of the Antioch Development Agency. This set-aside is eliminated with dissolution, and obligations after February 1<sup>st</sup> will be funded with existing fund balance from the Low and Moderate Income Housing Fund and any loan repayments that may be received. The City as Successor Agency has also established the Redevelopment Obligation Retirement Fund to account for the receipt of property taxes from Contra Costa County to pay enforceable obligations of the former Antioch Development Agency. The first payment of taxes will occur in June to pay for obligations for the period of July 2012 through December 2012 as listed on the Successor Agency's approved Recognized Obligation Payment Schedule (ROPS).

<b>SUMMARY OF SUCCESSOR AGENCY AND HOUSING SUCCESSOR FUNDS</b>								
<b>Fund</b>	<b>Fund #</b>	<b>Estimated Balance 7/1/12</b>	<b>Proposed Revenues</b>	<b>Proposed Expenditures</b>	<b>Estimated Balance 6/30/13</b>	<b>Projected Revenues</b>	<b>Projected Expenditures</b>	<b>Estimated Balance 6/30/14</b>
Housing Fund	227	\$3,028,014	\$13,000	\$168,161	\$2,872,853	\$13,300	\$174,617	\$2,711,536
Redevelopment Obligation Retirement Fund	239	2,625,655	3,771,604	3,686,459	\$2,710,800	3,547,166	3,625,163	2,632,803
Successor Agency Project Area #1 Debt Service	431	146,992	1,552,995	1,552,985	\$147,002	1,560,695	1,560,685	\$147,012
Successor Agency Project Area #2 Debt Service	432	106,713	256,498	256,476	\$106,735	154,089	260,800	\$24
<b>Total Successor Agency and Housing Successor Funds</b>		<b>\$5,907,374</b>	<b>\$5,594,097</b>	<b>\$5,664,081</b>	<b>\$5,837,390</b>	<b>\$5,275,250</b>	<b>\$5,621,265</b>	<b>\$5,491,375</b>

**CITY OF ANTIOCH  
2012-13 OPERATING BUDGET**

**CITY OF ANTIOCH AS SUCCESSOR AGENCY AND HOUSING SUCCESSOR TO THE ANTIOCH DEVELOPMENT AGENCY**

**HOUSING FUND (227)**

The former Low and Moderate Income Housing Fund has been renamed to the Housing Fund with the election by the City to become Housing Successor the Antioch Development Agency. The Housing Fund accounts for outstanding enforceable obligations relating to existing housing activities.

<b>HOUSING FUND (Fund 227)</b>								
<b>Statement of Revenues, Expenditures and Change in Net Assets</b>								
	<b>2009-10*</b>	<b>2010-11*</b>	<b>2011-12*</b>	<b>2011-12</b>	<b>2012-13</b>	<b>%</b>	<b>2013-14</b>	<b>%</b>
	<b>Actual</b>	<b>Actual</b>	<b>Budget</b>	<b>Revised</b>	<b>Proposed</b>	<b>Change</b>	<b>Projected</b>	<b>Change</b>
<b>Beginning Balance, July 1</b>	<b>\$5,600,034</b>	<b>\$5,676,485</b>	<b>\$6,041,234</b>	<b>\$6,041,234</b>	<b>\$3,028,014</b>		<b>\$2,872,853</b>	
<b>Revenue Source:</b>								
Investment Income	34,652	35,663	19,000	63,554	13,000	-80%	13,300	2%
Other	14,655	0	0	1,000	0	0%	0	0%
Transfers In	1,601,576	1,469,746	1,504,937	775,347	0	-100%	0	0%
<b>Total Revenue</b>	<b>1,650,883</b>	<b>1,505,409</b>	<b>1,523,937</b>	<b>839,901</b>	<b>13,000</b>	<b>-98%</b>	<b>13,300</b>	<b>2%</b>
<b>Expenditures:</b>								
Personnel	13,056	75,290	82,955	82,480	0	-100% <sup>2</sup>	0	0% <sup>2</sup>
Administration	0	0	0	0	34,236	100% <sup>2</sup>	34,236	0% <sup>2</sup>
Enforceable Obligations	0	0	0	94,946	133,925	43% <sup>2</sup>	140,381	5% <sup>2</sup>
Write off of Deferred Set Aside	0	0	0	3,537,849 <sup>1</sup>	0	-100%	0	0%
Services & Supplies	776,164	679,826	1,280,900	59,950	0	-100%	0	0%
Low & Moderate Income Housing Projects	675,000	300,000	500,000	0	0	0%	0	0%
Interfund Charges	110,212	85,544	80,365	77,896	0	-100%	0	0%
<b>Total Expenditures</b>	<b>1,574,432</b>	<b>1,140,660</b>	<b>1,944,220</b>	<b>3,853,121</b>	<b>168,161</b>		<b>174,617</b>	
<b>Ending Balance, June 30</b>	<b>\$5,676,485</b>	<b>\$6,041,234</b>	<b>\$5,620,951</b>	<b>\$3,028,014</b>	<b>\$2,872,853</b>		<b>\$2,711,536</b>	
<b>Reserved for Deferred Set-Aside</b>	<b>(3,562,849)</b>	<b>(3,537,849)</b>	<b>(3,512,849)</b>	<b>0</b>	<b>0</b>		<b>0</b>	
<b>Fund Available</b>	<b>\$2,113,636</b>	<b>\$2,503,385</b>	<b>\$2,108,102</b>	<b>\$3,028,014</b>	<b>\$2,872,853</b>		<b>\$2,711,536</b>	

\*Actual revenues, expenses, fund balance and budget of the former low and moderate income housing fund.

<sup>1</sup>NOTE: With the dissolution of redevelopment, the Dept. of Finance has made a determination that the repayment of the set-aside is not an enforceable obligation, thus the asset has to be removed from the Housing Successor's books.

<sup>2</sup>NOTE: For budgeting purposes, expenses classified as administration and enforceable obligations to match the Recognized Obligation Payment Schedules prepared by the City as Successor Agency and Housing Successor of the Antioch Development Agency.

**CITY OF ANTIOCH  
2012-13 OPERATING BUDGET**

**CITY OF ANTIOCH AS SUCCESSOR AGENCY AND HOUSING SUCCESSOR TO THE ANTIOCH DEVELOPMENT AGENCY**

**REDEVELOPMENT OBLIGATION RETIREMENT FUND (239)**

This fund was established by the City as Successor Agency to the Antioch Development Agency to account for property tax receipts from Contra Costa County to pay enforceable obligations of the former Antioch Development Agency.

<b>REDEVELOPMENT OBLIGATION RETIREMENT FUND (Fund 239) Statement of Revenues, Expenditures and Change in Net Assets</b>								
	<b>2009-10 Actual</b>	<b>2010-11 Actual</b>	<b>2011-12 Budget</b>	<b>2011-12 Revised</b>	<b>2012-13 Proposed</b>	<b>% Change</b>	<b>2013-14 Projected</b>	<b>% Change</b>
<b>Beginning Balance, July 1</b>	<b>\$0</b>	<b>\$0</b>	<b>\$0</b>	<b>\$0</b>	<b>\$2,625,655</b>		<b>\$2,710,800</b>	
<b>Revenue Source:</b>								
Taxes <sup>1</sup>	0	0	0	2,625,655	3,771,604	44%	3,547,166	0%
<b>Total Revenue</b>	<b>0</b>	<b>0</b>	<b>0</b>	<b>2,625,655</b>	<b>3,771,604</b>	<b>44%</b>	<b>3,547,166</b>	<b>-6%</b>
<b>Expenditures:</b>								
Administration	0	0	0	0	250,000	100%	250,000	0%
Transfers Out <sup>2</sup>	0	0	0	0	3,436,459	100%	3,375,163	-2%
<b>Total Expenditures</b>	<b>0</b>	<b>0</b>	<b>0</b>	<b>0</b>	<b>3,686,459</b>	<b>100%</b>	<b>3,625,163</b>	<b>-2%</b>
<b>Ending Balance, June 30</b>	<b>\$0</b>	<b>\$0</b>	<b>\$0</b>	<b>\$2,625,655</b>	<b>\$2,710,800</b>		<b>\$2,632,803</b>	

<sup>1</sup>NOTE: The County will be distributing taxes each June and January to pay for obligations due for the upcoming six month period. The payment expected in June 2012 will cover expenditures for the period of July 1, 2012 through December 31, 2012. Therefore, revenues will not equal expenditures due to the timing difference of what period the money received covers.

<sup>2</sup>NOTE: Transfers Out are to the Antioch Public Financing Authority Fund to pay for debt service on the 2002 Lease Revenue Bonds for which the former Antioch Development Agency was obligated to pay, and debt service funds for the 2000, 2009 and 1994 Tax Allocation Bonds.

**CITY OF ANTIOCH  
2012-13 OPERATING BUDGET**

**CITY OF ANTIOCH AS SUCCESSOR AGENCY AND HOUSING SUCCESSOR TO THE ANTIOCH DEVELOPMENT AGENCY**

**THE CITY OF ANTIOCH AS SUCCESSOR AGENCY TO THE ANTIOCH DEVELOPMENT AGENCY DEBT SERVICE AREA #1 (431)** – This fund accounts for the repayment of the 2000 and 2009 Tax Allocation Bonds. The fund has been renamed to reflect the transfer of the obligation from the Antioch Development Agency to the City of Antioch as Successor Agency. Details of the outstanding bond issues are as follows:

2000 Series Tax Allocation Refunding Bonds – These bonds refunded the 1990 Tax Allocation Bonds and the 1992 Tax Allocation Bonds. The final debt service payment is scheduled to occur in September 2017.

2009 Series Tax Allocation Bonds – These bonds were issued in 2009 and purchased directly by the State of California Department of Water Resources for the Markley Creek Remediation Project. The final debt service payment is scheduled to occur in September 2027.

<b>SUCCESSOR AGENCY PROJECT AREA #1 DEBT SERVICE (FUND 431) Statement of Revenues, Expenditures and Change in Fund Balance</b>								
	<b>2009-10 Actual</b>	<b>2010-11 Actual</b>	<b>2011-12 Budget</b>	<b>2011-12 Revised</b>	<b>2012-13 Proposed</b>	<b>% Change</b>	<b>2013-14 Projected</b>	<b>% Change</b>
<b>Beginning Balance, July 1</b>	<b>\$1</b>	<b>\$146,005</b>	<b>\$146,988</b>	<b>\$146,988</b>	<b>\$146,992</b>		<b>\$147,002</b>	
<b>Revenue Source:</b>								
Investment Income	19	23	10	10	10	0%	10	0%
Bond Proceeds	244,841	0	0	0	0	0%	0	0%
Transfer In	1,360,373	1,558,325	1,551,521	1,551,521	1,552,985 <sup>1</sup>	0%	1,560,685 <sup>1</sup>	0%
<b>Total Revenues</b>	<b>1,605,233</b>	<b>1,558,348</b>	<b>1,551,531</b>	<b>1,551,531</b>	<b>1,552,995</b>	<b>0%</b>	<b>1,560,695</b>	<b>0%</b>
<b>Expenditures:</b>								
Debt Service	1,459,223	1,557,357	1,551,521	1,551,521	1,552,985	0%	1,560,685	0%
Interfund Charges	6	8	6	6	0	-100%	0	0%
<b>Total Expenditures</b>	<b>1,459,229</b>	<b>1,557,365</b>	<b>1,551,527</b>	<b>1,551,527</b>	<b>1,552,985</b>	<b>0%</b>	<b>1,560,685</b>	<b>0%</b>
<b>Ending Balance, June 30</b>	<b>\$146,005</b>	<b>\$146,988</b>	<b>\$146,992</b>	<b>\$146,992</b>	<b>\$147,002</b>		<b>\$147,012</b>	

<sup>1</sup>NOTE: Transfer in beginning in FY13 is from the newly established Redevelopment Obligation Retirement Fund.



**CITY OF ANTIOCH  
2012-13 OPERATING BUDGET**

**CITY OF ANTIOCH AS SUCCESSOR AGENCY AND HOUSING SUCCESSOR TO THE ANTIOCH DEVELOPMENT AGENCY**

**THE CITY OF ANTIOCH AS SUCCESSOR AGENCY TO THE ANTIOCH DEVELOPMENT AGENCY DEBT SERVICE AREA #2 (432)** – This fund accounts for the 1994 Tax Allocation Bonds. The fund has been renamed to reflect the transfer of the obligation from the Antioch Development Agency to the City of Antioch as Successor Agency. Details of the outstanding bond issue follow:

1994 Tax Allocation Bonds – The purpose of these bonds was to implement the Redevelopment Plan for Project 2, which included the acquisition and improvement of land and capital improvements. Repayment of this bond comes from ADA Project Area #2 and the final debt service payment is scheduled to occur in January 2014.

<b>SUCCESSOR AGENCY PROJECT AREA #2 DEBT SERVICE (FUND 432)</b>								
<b>Statement of Revenues, Expenditures and Change in Fund Balance</b>								
	<b>2009-10</b>	<b>2010-11</b>	<b>2011-12</b>	<b>2011-12</b>	<b>2012-13</b>	<b>%</b>	<b>2013-14</b>	<b>%</b>
	<b>Actual</b>	<b>Actual</b>	<b>Budget</b>	<b>Revised</b>	<b>Proposed</b>	<b>Change</b>	<b>Projected</b>	<b>Change</b>
<b>Beginning Balance, July 1</b>	<b>\$148,344</b>	<b>\$109,902</b>	<b>\$106,703</b>	<b>\$106,703</b>	<b>\$106,713</b>		<b>\$106,735</b>	
<b>Revenue Source:</b>								
Investment Income	10	8	10	10	10	0%	10	0%
Transfer In	98,323	143,724	255,893	255,893	256,488 <sup>1</sup>	0%	154,079	-40%
<b>Total Revenues</b>	<b>98,333</b>	<b>143,732</b>	<b>255,903</b>	<b>255,903</b>	<b>256,498</b>	<b>0%</b>	<b>154,089</b>	<b>-40%</b>
<b>Expenditures:</b>								
Debt Service	136,763	146,919	255,881	255,881	256,476	0%	260,800	2%
Interfund Charges	12	12	12	12	0	-100%	0	0%
<b>Total Expenditures</b>	<b>136,775</b>	<b>146,931</b>	<b>255,893</b>	<b>255,893</b>	<b>256,476</b>	<b>0%</b>	<b>260,800</b>	<b>2%</b>
<b>Ending Balance, June 30</b>	<b>\$109,902</b>	<b>\$106,703</b>	<b>\$106,713</b>	<b>\$106,713</b>	<b>\$106,735</b>		<b>\$24</b>	

<sup>1</sup>NOTE: Transfer in beginning in FY13 is from the newly established Redevelopment Obligation Retirement Fund.

CITY OF ANTIOCH  
2012-13 OPERATING BUDGET

**SUPPLEMENTARY INFORMATION**

**CITY OF ANTIOCH  
2012-13 OPERATING BUDGET  
SUPPLEMENTARY INFORMATION**

**FUTURE ECONOMIC/INCENTIVE COMMITMENTS**

**Slatten Ranch Regional Retail Shopping Center Incentive**

When Slatten Ranch Regional Retail Shopping Center was contemplated, the City recognized that significant street and traffic improvements would be necessary to make the project possible. Slatten Ranch developers and retailers were encouraged to locate in Antioch due to the City's announced intention to participate in the infrastructure costs.

1. The City agreed to pay the shopping center developers \$2,000,000 in ten annual installment payments of \$200,000 each (no interest). The first payment was due June 14, 2005, which is one year from the date of the final payment of the second reimbursement agreement as follows:
  
2. The second reimbursement agreement required the City to pay Slatten Ranch Regional Shopping Center a \$500,000 down payment toward the cost of the shopping center developers' extension of Lone Tree Way (total cost of \$741,964) upon the Target store opening for business (October 6, 2003), followed by the balance (\$241,964) of the remaining construction cost, which was paid on June 14, 2004. When developers built along the easterly parcels, \$741,964 was reimbursed to the City for the Lone Tree Way extension.

**Slatten Ranch Payment Schedule**

Fiscal Year	General Fund Expense	Revenue	Total Cost
2002-03	\$500,000		\$500,000
2003-04	241,960	\$741,960	-500,000
2004-05	200,000		200,000
2005-06	200,000		200,000
2006-07	200,000		200,000
2007-08	200,000		200,000
2008-09	200,000		200,000
2009-10	200,000		200,000
2010-11	200,000		200,000
2011-12	200,000		200,000
2012-13	200,000		200,000
2013-14	200,000		200,000
<b>Total</b>	<b>\$2,741,960</b>	<b>\$741,960</b>	<b>\$2,000,000</b>

**CITY OF ANTIOCH  
2012-13 OPERATING BUDGET  
SUPPLEMENTARY INFORMATION**

**FUTURE ECONOMIC/INCENTIVE COMMITMENTS**

**Antioch Auto Center Incentive**

On December 3, 2002, the City and the Antioch Development Agency signed an agreement with Thomas Nokes (Nokes) of the Antioch Auto Center. The agreement provided assistance for Nokes to purchase and remodel the automobile dealership at 1810 Somersville Road, along with various improvements on properties owned by Nokes that make up the Antioch Auto Center. Nokes agreed not to move any of his dealerships from Antioch for at least 10 years. The Antioch Development Agency paid Nokes \$600,000 upon receiving proof of ownership of the 1810 Somersville location. The City is obligated to make a maximum payment to Nokes of \$2.4 million. These payments are calculated from sales tax generated by the Nokes dealerships, based upon 25% of sales tax proceeds. Payment began July 1, 2005 and continues for ten years from the date of first payment or until the maximum payment amount has been paid, whichever comes first.

**Nokes Economic Incentive Payment Schedule**

<b>Fiscal Year</b>	<b>General Fund Expense</b>	<b>ADA Project Area #1 Expense</b>	<b>Total Cost</b>
2004-05		\$600,000	\$600,000
2005-06	\$449,822		449,822
2006-07	397,983		397,983
2007-08	386,367		386,367
2008-09	249,254		249,254
2009-10	224,003		224,003
2010-11	254,315		254,315
2011-12	300,000		300,000
2012-13	138,256		138,256
<b>Total</b>	<b>\$2,400,000</b>	<b>\$600,000</b>	<b>\$3,000,000</b>

**CITY OF ANTIOCH  
2012-13 OPERATING BUDGET  
SUPPLEMENTARY INFORMATION**

**ABAG 2001 LEASE REVENUE BONDS DEBT SCHEDULE (Debt payments reimbursed by Antioch Public Golf Corporation)**

Fiscal Year	2001 ABAG Lease Revenue Bonds	
	Balance	P & I Payments *
2001-02	\$6,300,000	\$124,915
2002-03	6,195,000	401,104
2003-04	6,110,000	378,016
2004-05	6,025,000	375,360
2005-06	5,935,000	377,645
2006-07	5,845,000	374,675
2007-08	5,750,000	376,483
2008-09	5,650,000	377,970
2009-10	5,545,000	379,125
2010-11	5,395,000	419,130
2011-12	5,240,000	417,953
2012-13	5,080,000	416,335
2013-14	4,915,000	414,183
2014-15	4,740,000	416,445
2015-16	4,555,000	418,073
2016-17	4,365,000	413,738
2017-18	4,165,000	413,500
2018-19	3,955,000	413,000
2019-20	3,730,000	417,125
2020-21	3,495,000	415,625
2021-22	3,250,000	413,625
2022-23	2,990,000	416,000
2023-24	2,720,000	412,750
2024-25	2,435,000	413,875
2025-26	2,135,000	414,250
2026-27	1,820,000	413,875
2027-28	1,490,000	412,750
2028-29	1,145,000	410,875
2029-30	780,000	413,125
2030-31	400,000	409,500
2031-32	-	410,000
<b>TOTALS</b>		<b>\$12,281,024</b>

**CITY OF ANTIOCH  
2012-13 OPERATING BUDGET  
SUPPLEMENTARY INFORMATION**

**CITY OF ANTIOCH  
MARINA - LOAN REPAYMENT SCHEDULES**

FISCAL YEAR	#84-21-45		#85-21-130		#86-21-166		#87-21-59	
	Balance	P & I Payments	Balance	P & I Payments	Balance	P & I Payments	Balance	P & I Payments
1989-90	\$2,000,000							
1999-91	1,953,343	\$166,657	\$3,000,000					
1991-92	1,903,886	166,657	2,945,081	\$234,919	\$500,000		\$715,198	\$43,460
1992-93	1,851,461	166,657	2,886,867	234,919	491,607	\$31,893	704,154	42,309
1993-94	1,805,528	139,644	2,837,468	195,516	483,236	31,053	694,334	42,309
1994-95	1,747,133	139,644	2,769,638	195,516	473,929	31,053	683,271	42,309
1995-96	1,686,110	139,644	2,698,756	195,516	464,203	31,053	671,709	42,309
1996-97	1,622,341	139,644	2,624,684	195,516	454,039	31,053	659,627	42,309
1997-98	1,555,702	139,644	2,547,279	195,516	443,418	31,053	647,001	42,309
1998-99	1,486,065	139,644	2,466,390	195,516	432,318	31,053	633,807	42,309
1999-00	1,413,294	139,644	2,381,862	195,516	420,720	31,053	620,019	42,389
2000-01	1,336,349	140,543	2,292,825	196,220	408,579	31,073	605,531	42,389
2001-02	1,255,942	140,543	2,199,783	196,220	395,892	31,073	590,391	37,550
2002-03	1,226,926	85,533	2,153,929	144,844	388,571	25,136	579,408	37,550
2003-04	1,196,605	85,533	2,106,012	144,844	380,921	25,136	567,932	37,550
2004-05	1,164,919	85,533	2,055,938	144,844	372,927	25,136	555,939	37,550
2005-06	1,131,807	85,533	2,003,611	144,844	364,572	25,136	543,406	37,550
2006-07	1,097,205	85,533	1,948,930	144,844	355,842	25,136	530,309	37,550
2007-08	1,061,047	85,533	1,891,788	144,844	346,719	25,136	516,623	37,550
2008-09	1,023,261	85,533	1,832,074	144,844	337,185	25,136	502,321	37,550
2009-10	983,775	85,533	1,769,673	144,844	327,223	25,136	487,376	37,550
2010-11	942,511	85,533	1,704,465	144,844	316,812	25,136	471,758	37,550
2011-12	899,391	85,533	1,636,322	144,844	305,932	25,136	455,437	37,550
2012-13	854,331	85,533	1,565,112	144,844	294,563	25,136	438,381	37,550
2013-14	807,243	85,533	1,490,698	144,844	282,682	25,136	420,559	37,550
2014-15	758,036	85,533	1,412,936	144,844	270,267	25,136	401,934	37,550
2015-16	706,627	85,521	1,331,674	144,844	257,293	25,136	382,471	37,550
2016-17	684,102	54,323	1,246,755	144,844	243,735	25,136	362,132	37,550
2017-18	660,564	54,323	1,158,021	144,838	229,567	25,136	340,878	37,550
2018-19	635,966	54,323	1,121,107	89,025	214,762	25,136	318,667	37,535
2019-20	610,261	54,323	1,082,532	89,025	199,312	25,115	295,472	22,716

**CITY OF ANTIOCH  
2012-13 OPERATING BUDGET  
SUPPLEMENTARY INFORMATION**

Marina Loan Repayment Schedules (Continued)								
Fiscal Year	#84-21-45		#85-21-130		#86-21-166		#87-21-59	
	Balance	P & I Payments	Balance	P & I Payments	Balance	P & I Payments	Balance	P&I Payments
2020-21	583,400	54,323	1,042,221	89,025	192,956	15,325	286,053	22,716
2021-22	555,330	54,323	1,000,096	89,025	186,314	15,325	276,209	22,716
2022-23	525,997	54,323	956,075	89,025	179,373	15,325	265,923	22,716
2023-24	495,344	54,323	910,073	89,025	172,119	15,325	255,173	22,716
2024-25	463,311	54,323	862,002	89,025	164,540	15,325	243,940	22,716
2025-26	429,837	54,323	811,767	89,025	156,619	15,325	232,201	22,716
2026-27	394,857	54,323	759,271	89,025	148,342	15,325	219,934	22,716
2027-28	358,303	54,323	704,413	89,025	139,692	15,325	207,115	22,716
2028-29	320,103	54,323	647,087	89,025	130,653	15,325	193,719	22,716
2029-30	280,185	54,323	587,181	89,025	121,208	15,325	179,721	22,716
2030-31	238,470	54,323	524,579	89,025	111,337	15,325	165,092	22,716
2031-32	194,878	54,323	459,160	89,025	101,022	15,325	149,805	22,716
2032-33	149,325	54,323	390,797	89,025	90,243	15,325	133,831	22,716
2033-34	101,722	54,323	319,358	89,025	78,979	15,325	117,137	22,716
2034-35	51,976	54,323	244,704	89,025	67,208	15,325	99,692	22,716
2035-40	0	54,315	0	267,050	0	76,540	0	113,542
<b>TOTALS</b>		<b>\$4,042,468</b>		<b>\$ 6,328,863</b>		<b>\$ 1,070,252</b>		<b>\$ 1,554,568</b>

**CITY OF ANTIOCH  
2012-13 OPERATING BUDGET  
SUPPLEMENTARY INFORMATION**

**HONEYWELL CAPITAL LEASE REPAYMENT SCHEDULE**

FISCAL YEAR	DEBT SERVICE HONEYWELL CAPITAL LEASE	
	Balance	Payments
	\$4,050,000	\$-
2010-11	3,866,518	374,295
2011-12	3,450,500	504,160
2012-13	3,191,908	510,606
2013-14	2,820,589	516,140
2014-15	2,425,375	521,729
2015-16	2,005,038	527,374
2016-17	1,558,291	533,076
2017-18	1,083,782	538,834
2018-19	580,093	544,651
2019-20	45,735	550,525
2020-21	-	45,918
<b>TOTALS</b>		<b>\$5,167,308</b>

\*Debt service on these bonds is paid by various funds in the following manner:

General Fund:	8.10%
Animal Services Fund:	.11%
Marina Fund:	.33%
Water Fund:	2.32%
Prewett Water Park Fund:	1.85%
Recreation Fund:	1.95%
Gas Tax Fund:	85.34%



**CITY OF ANTIOCH  
2012-13 OPERATING BUDGET  
SUPPLEMENTARY INFORMATION**

**CITY OF ANTIOCH AS SUCCESSOR AGENCY TO THE ANTIOCH DEVELOPMENT AGENCY DEBT REPAYMENT SCHEDULES**

FISCAL YEAR	DEBT SERVICE AREA #1 2000 TAB'S		DEBT SERVICE AREA #2 1994 TAB'S		DEBT SERVICE AREA #1 2009 TAB'S		DEBT SERVICE AREA #1 Deferred Set-Aside	
	Balance	Payments	Balance	Payments	Balance	Payments	Balance	Payments
1993-94	-	-	\$1,475,000	-	-	-	-	-
1994-95	-	-	1,475,000	\$ 51,918	-	-	-	-
1995-96	-	-	1,475,000	123,836	-	-	\$4,933,576	-
1996-97	-	-	1,455,000	132,496	-	-	4,823,017	\$110,559
1997-98	-	-	1,390,000	135,444	-	-	4,100,909	722,108
1998-99	-	-	1,355,000	133,056	-	-	3,956,879	144,030
1999-00	-	-	1,320,000	130,669	-	-	3,812,849	144,030
2000-01	\$14,450,000	\$222,219	1,280,000	133,281	-	-	3,787,849	25,000
2001-02	14,435,000	681,356	1,235,000	135,538	-	-	3,762,849	25,000
2002-03	14,240,000	857,156	1,190,000	132,459	-	-	3,737,849	25,000
2003-04	14,040,000	854,056	1,140,000	134,380	-	-	3,712,849	25,000
2004-05	13,605,000	1,075,721	1,085,000	135,945	-	-	3,687,849	25,000
2005-06	12,815,000	1,404,996	1,025,000	137,175	-	-	3,662,849	25,000
2006-07	11,990,000	1,406,081	965,000	133,031	-	-	3,637,849	25,000
2007-08	11,135,000	1,400,588	900,000	133,756	-	-	3,612,849	25,000
2008-09	10,240,000	1,403,176	830,000	134,126	-	-	3,587,849	25,000
2009-10	9,305,000	1,403,364	755,000	134,138	2,080,841	23,594	3,562,849	25,000
2010-11	8,330,000	1,400,856	665,000	143,794	1,985,498	148,206	3,537,849	25,000
2011-12	7,310,000	1,400,459	460,000	252,382	1,891,432	144,762	3,512,849	25,000
2012-13	6,240,000	1,401,854	240,000	252,776	1,794,313	144,730	3,487,849	25,000
2013-14	5,110,000	1,409,589	-	257,100	1,694,977	144,697	3,462,849	25,000
2014-15	3,925,000	1,408,584	-	-	1,593,058	144,664	3,437,849	25,000
2015-16	2,685,000	1,404,475	-	-	1,488,489	144,629	3,412,849	25,000
2016-17	1,380,000	1,406,625	-	-	1,381,201	144,594	2,062,849	1,350,000
2017-18	-	1,414,500	-	-	1,271,124	144,558	657,849	1,405,000
2018-19	-	-	-	-	1,158,184	144,520	-	657,849
2019-20	-	-	-	-	1,042,309	144,482	-	-
2020-29	-	-	-	-	-	1,154,358	-	-
<b>TOTALS</b>		<b>\$21,955,656</b>		<b>\$2,957,300</b>		<b>\$2,627,794</b>		<b>\$4,933,576</b>

**CITY OF ANTIOCH  
2012-13 OPERATING BUDGET  
SUPPLEMENTARY INFORMATION**

**ANTIOCH PUBLIC FINANCING AUTHORITY  
DEBT REPAYMENT SCHEDULES**

Fiscal Year	APFA Water Revenue 2003 Series		APFA 2002 Lease Revenue Bonds Series A *		APFA 2002 Lease Revenue Bonds Series B *	
	Balance	Payments	Balance	Payments	Balance	Payments
2001-02			\$10,235,000		\$ 14,375,000	
2002-03	\$6,405,000		10,235,000	\$420,630	13,985,000	\$566,185
2003-04	6,290,000	\$231,610	10,235,000	562,925	13,955,000	802,806
2004-05	6,150,000	312,425	10,235,000	562,925	13,900,000	826,494
2005-06	5,530,000	784,825	10,235,000	562,925	13,810,000	859,088
2006-07	4,900,000	782,325	10,235,000	562,925	13,690,000	885,150
2007-08	4,260,000	779,625	10,235,000	562,925	13,535,000	914,900
2008-09	3,605,000	780,856	10,235,000	562,925	13,345,000	943,119
2009-10	2,930,000	783,363	10,235,000	562,925	13,115,000	974,806
2010-11	2,235,000	782,813	10,235,000	562,925	12,845,000	1,004,744
2011-12	1,515,000	785,688	10,235,000	562,925	12,530,000	1,034,894
2012-13	770,000	785,950	10,235,000	562,925	12,165,000	1,067,569
2013-14	-	783,956	10,235,000	562,925	11,745,000	1,102,494
2014-15			10,235,000	562,925	11,270,000	1,134,394
2015-16			10,235,000	562,925	10,735,000	1,168,269
2016-17			10,235,000	562,925	10,135,000	1,203,094
2017-18			10,235,000	562,925	9,465,000	1,240,094
2018-19			10,235,000	562,925	8,725,000	1,272,406
2019-20			10,235,000	562,925	7,905,000	1,310,781
2020-21			10,235,000	562,925	7,000,000	1,349,656
2021-22			10,235,000	562,925	6,005,000	1,388,750
2022-23			10,235,000	562,925	4,915,000	1,427,781
2023-24			10,235,000	562,925	3,725,000	1,466,469
2024-25			10,235,000	562,925	2,430,000	1,504,531
2025-26			10,235,000	562,925	1,020,000	1,546,688
2026-27			10,235,000	562,925	-	1,077,375
2027-28			10,235,000	562,925		

**CITY OF ANTIOCH  
2012-13 OPERATING BUDGET  
SUPPLEMENTARY INFORMATION**

Fiscal Year	APFA Water Revenue 2003 Series		APFA 2002 Lease Revenue Bonds Series A *		APFA 2002 Lease Revenue Bonds Series B *	
	Balance	Payments	Balance	Payments	Balance	Payments
	2028-29			10,235,000	562,925	
2029-30			10,235,000	562,925		
2030-31			10,235,000	562,925		
2031-32			-	10,797,925		
<b>TOTALS</b>		<b>\$7,593,436</b>		<b>\$26,980,455</b>		<b>\$26,885,697</b>

\*Debt service on these bonds is paid by Redevelopment Obligation Retirement Fund.

**CITY OF ANTIOCH  
2012-13 OPERATING BUDGET  
SUPPLEMENTARY INFORMATION**

**ANTIOCH PUBLIC FINANCING AUTHORITY  
DEBT REPAYMENT SCHEDULES**

Fiscal Year	APFA	
	1998 Reassessment Bonds * #27/31R (Lone Tree)	
	Balance	Payment
1998-99	\$93,195,000	\$904,222
1999-00	87,255,000	10,446,875
2000-01	83,225,000	8,281,814
2001-02	78,835,000	8,455,205
2002-03	72,555,000	10,100,444
2003-04	68,680,000	7,465,096
2004-05	64,115,000	7,968,061
2005-06	58,820,000	8,471,509
2006-07	51,020,000	10,670,090
2007-08	46,795,000	6,811,713
2008-09	41,170,000	8,003,055
2009-10	35,045,000	8,220,708
2010-11	13,180,000	9,919,570
2011-12	20,905,000	7,321,850
2012-13	16,610,000	5,298,229
2013-14	12,400,000	4,983,349
2014-15	7,905,000	5,036,049
2015-16	3,140,000	5,061,181
2016-17	1,455,000	1,809,483
2017-18	385,000	1,119,825
2018-19	-	395,413
<b>TOTALS</b>		<b>\$136,743,738</b>

\* These bonds are considered special assessment debt without City commitment. Debt service is paid from special assessments levied on properties.

**CITY OF ANTIOCH  
2012-13 OPERATING BUDGET  
SUPPLEMENTARY INFORMATION**

**GLOSSARY OF BUDGET TERMINOLOGY**

**Account Groups:** Account groups are used to establish accounting control of general fixed assets and the unmatured principal of general long-term obligations. Assets and liabilities of these funds are neither spendable resources nor do they require current appropriation. Therefore, they are accounted for separately from the governmental fund types.

**Accrual Basis:** A basis of accounting in which transactions are recognized at the time they are incurred, as opposed to when cash is received or spent.

**Activity:** Departmental efforts which contribute to the achievement of a specific set of program objectives; the smallest unit of the program budget.

**Agency Funds:** Agency funds are used to account for assets held by the City as an agent for individuals, private organizations, other governments and/or other funds.

**Appropriation:** An authorization by the City Council to make expenditures/expenses and to incur obligations for a specific purpose within a specific time frame. An appropriation is usually limited in amount and as to time when it may be expended. Operational appropriations usually expire at fiscal year end.

**Assessed Valuation:** A dollar value placed on real estate or other property by Contra Costa County as a basis for levying property taxes.

**Assessment District:** Defines area of land that is benefited by the acquisition, construction, or maintenance of a public improvement. An assessment is levied and collected in the regular property tax bill to fund the improvements.

**Assets:** A probable future economic benefit obtained or controlled by a particular entity as a result of past transactions or events.

**Audit:** A view of the City's accounts by an independent auditing firm to substantiate fiscal year-end funds, salaries, reserves, and cash on hand.

**Beginning/Ending (Unappropriated) Fund Balance/Net Assets:** Unencumbered resources available in a fund from the prior/current fiscal year after payment of the prior/current fiscal year's expenditures/expenses. This is not necessarily cash on hand.

**Bond:** A City may raise capital by issuing a written promise to pay a specific sum of money, called the face value or principal amount, at a specific date or dates in the future, together with periodic interest at a special rate.

**Budget:** A plan of financial activity for a specified period of time indicating all planned revenues and expenses for the budget period (July 1 through June 30). The budget is proposed until it has been approved by the City Council.

**Budget Amendment:** The City Council has the sole responsibility for adopting the City's budget and may amend or supplement the budget at any time after adoption by a majority vote. The City Manager has the authority to approve administrative adjustments to the budget as long as those changes will not have a significant policy impact nor affect budgeted year-end fund balances.

**CITY OF ANTIOCH  
2012-13 OPERATING BUDGET  
SUPPLEMENTARY INFORMATION**

**GLOSSARY OF BUDGET TERMINOLOGY (Continued)**

**Budget Hearing:** A public meeting at which any citizen may appear and be heard regarding the increase, decrease or omission of any item in the proposed budget as presented in writing by the City Manager to the City Council.

**Building Permits:** The City requires that building permits be obtained to ensure that structures meet specific standards. The City requires various construction permits for activities such as the installation of electric, plumbing, and sewage facilities. The City charges a fee for issuing these permits in order to recover only the costs incurred. These fees are collected into the General Fund.

**Business License Tax:** The Business License Tax is imposed for the privilege of conducting business within the City. These fees are collected into the General Fund.

**Capital Improvement:** A permanent addition to the City's assets, including the design, construction, or purchase of land, buildings, or facilities, or major renovations of same.

**Capital Improvement Program (CIP):** A financial plan of proposed capital improvement projects with single- and multiple-year capital expenditures/expenses. The Capital Improvement Program plans for five years and is updated annually.

**Capital Outlay:** A budget appropriation category which budgets all equipment having a unit cost of more than \$5,000 and an estimated useful life of five years. Non-CIP capital outlay is budgeted in the City's operating budget.

**Capital Projects:** Major construction, acquisition, or renovation activities which add value to a government's physical assets or significantly increase their useful life.

**CDBG:** Community Development Block Grant – a program designed by the U.S. Department of Housing and Urban Development to revitalize low-and-moderate-income areas within a city.

**Contingency:** A budgetary reserve set aside for emergency or unanticipated expenditures, revenue shortfalls and/or unknown expenditures.

**Consumer Price Index (CPI):** Consumer price index is a statistical measure of a weighted average of prices of a specified set of goods and services purchased by wage earners in urban areas.

**Debt Service:** Payment of the principal and interest on an obligation resulting from the issuance of bonds, notes, or certificates of participation.

**Debt Service Requirements:** The amount of money required to pay principal and interest on outstanding debt and required contributions to accumulate monies for future retirement of term bonds.

**Deficit:** An excess of expenditures or expenses over revenues (resources).

**CITY OF ANTIOCH  
2012-13 OPERATING BUDGET  
SUPPLEMENTARY INFORMATION**

**GLOSSARY OF BUDGET TERMINOLOGY (Continued)**

**Department:** An organizational unit comprised of divisions or programs. It is the basic unit of service responsibility encompassing a broad mandate of related activities.

**Division:** A sub-section (or activity) within a department which furthers the objectives of the City Council by providing specific services or a product.

**Encumbrances:** Funds not yet expended, but which are legally obligated or "set aside" in anticipation of expenditure. These funds cease to be an encumbrance when paid, and become a disbursement.

**Enterprise Funds:** A type of fund established for the total costs of those governmental facilities and services which are operated in a manner similar to private enterprises. These programs are entirely or predominantly self-supporting. The City's water, sewer, marina, and Prewett Park funds are enterprise funds.

**Expenditure:** The actual spending of Governmental Funds set aside by appropriation.

**Expense:** The actual spending of Proprietary Funds (Enterprise and Internal Service Fund types) set aside by an appropriation.

**Fiscal Year:** A 12-month period of time to which a budget applies. In Antioch, it is July 1 through June 30.

**Fixed Assets:** Assets of a long-term character such as land, building, machinery, furniture and other equipment with a value greater than \$5,000 and a useful life longer than 5 years.

**Franchise Fee:** A Franchise Fee is imposed on various utilities and organizations which permits them to use and operate those facilities within the City. These fees are collected into the General Fund.

**FTE (Full-Time Equivalent):** The amount of time a regular full or part time position has been budgeted for in terms of the amount of time an employee works in a year.

**Fund:** An independent fiscal and accounting entity used to record all financial transactions related to the specific purpose for which the fund was created.

**Fund Balance:** Also known as financial position, fund balance is the excess of assets over liabilities, and represents the cumulative effect of revenues and other financing sources over expenditure and other financing uses.

**General Fund:** The primary fund of the City used to account for all revenues and expenditures of the City not legally restricted as to use. This fund is used to offset the cost of the City's general operations. Examples of departments financed by the General Fund include the Police Department and City Council.

**Governmental Fund Types:** General, Special Revenue, Debt Service and Capital Projects fund types are used to account for most governmental functions. The governmental fund measurement focus is on the "financial flow" basis, which accounts for sources and uses of available spendable resources.

**CITY OF ANTIOCH  
2012-13 OPERATING BUDGET  
SUPPLEMENTARY INFORMATION**

**GLOSSARY OF BUDGET TERMINOLOGY (Continued)**

**Grant :** Contributions, gifts of cash, or other assets from another governmental entity to be used or expended for a specific purpose, activity, or facility. An example is the Community Development Block Grant provided by the Federal Government.

**Infrastructure:** Facilities on which the continuance and growth of a community depend on such as roads, water lines, sewers, public buildings, and parks.

**Interest:** Interest income is earned as the City invests its idle funds in various investment media. The goal of the City's investment is to protect each investment while achieving the highest rate of return.

**Interfund Transfers:** Monies transferred from one fund to another. Such money is transferred to finance the operations of another fund or to reimburse the fund for certain expenditures/expenses.

**Internal Service Fund:** An Internal Service Fund provides services to other City departments and bills the various other funds for services rendered, just as would private business. Internal Service Funds are self-supporting and only the expense by this fund is counted in budget totals. Examples include the Equipment Maintenance Fund, Information Systems Fund, Loss Control Fund, and post medical after retirement funds.

**Materials, Supplies, and Services:** Expenditures/expenses for materials, supplies, and services which are ordinarily consumed within a fiscal year and which are not included in departmental inventories.

**Objectives:** The expected results or achievements of a budget activity.

**Operating Budget:** Annual appropriation of funds for on-going program costs, including salaries and benefits, services and supplies, debt service, capital outlay and capital improvements.

**Ordinance:** A formal legislative enactment by the City Council. It has the full force and effect of law within City boundaries unless preempted by a higher form of law. An Ordinance has a higher legal standing than a Resolution.

**Performance Measures:** A performance measure is a public oriented measure which, whether stated in terms of effectiveness or efficiency, quantitatively describes how well a service is being performed. The foundation of performance measures is understanding the relationship between program inputs, outputs, efficiency, effectiveness, and ultimately program outcomes.

**Property Tax:** Property tax is imposed on real property (land and permanently attached improvements, such as building) and tangible personal property located within the City.



**CITY OF ANTIOCH  
2012-13 OPERATING BUDGET  
SUPPLEMENTARY INFORMATION**

**GLOSSARY OF BUDGET TERMINOLOGY (Continued)**

**Proposition 4 Limit (Gann Initiative):** In November 1979, the voters of the State of California approved Proposition 4, commonly known as the (Paul) Gann Initiative. The Proposition created Article XIII B of the State Constitution placing limits on the amount of revenue which can be spent by all entities of government. Proposition 4 became effective for the 1980-81 fiscal year, but the formula for calculating the limits was based on the 1978-79 "base Year" revenues. In June 1990 California voters passed Proposition 111, which provides or new adjustment formulas to make the Gann appropriations limit more reflective of increased service demand due to commercial growth.

**Proprietary Fund Types:** Enterprise and Internal Service fund types are used to account for on-going activities which are financed and operated in a manner similar to those found in the private sector. The intent is that costs (expenses, including depreciation) be financed or recovered through user charges. The measurement focus is "capital maintenance" as in private industry, with the emphasis on net income determination.

**Reimbursement:** Payment of amount remitted on behalf of another party, department, or fund.

**Committed Fund Balance:** Accounts used to record a portion of the fund balance as legally segregated for a specific use and not available for appropriation.

**Resolution:** A special order of the City Council which has a lower legal standing than an ordinance.

**Revenues:** Amount received for taxes, fees, permits, licenses, interest, intergovernmental sources, and other sources during the fiscal year.

**Salaries and Benefits:** A budget category which generally accounts for full time and temporary employees; overtime expenses; and all employee benefits, such as medical, retirement, worker's compensation, and dental.

**Sales and Use Tax:** Sales and use tax is imposed on retailers for the privilege of selling, at retail, within the City limits. This tax is based on the sales price of any taxable transaction of tangible personal property. This revenue is placed in the General Fund for unrestricted uses.

**Special Revenue Funds:** This fund type collects revenues that are restricted by the City, State, or Federal Government as to how the City might spend them.

**Transient Occupancy Tax:** The Transient Occupancy Tax is a tax imposed on "transients" who occupy a room or room in a hotel or motel in the City. This tax is 10%. Seven percent is placed in the General Fund and three percent is placed in the Civic Arts Fund.

**STAFF REPORT TO THE ANTIOCH PUBLIC FINANCING  
AUTHORITY FOR CONSIDERATION AT THE BOARD MEETING  
OF JUNE 26, 2012**

Prepared by: Dawn Merchant, Finance Director

Date: June 18, 2012

Subject: Adoption of the Fiscal Year 2012-13 Antioch Public Financing Authority  
Budget

**RECOMMENDATION**

Approve the Resolution of the City of Antioch Public Financing Authority Adopting the Fiscal Year 2012-13 Budget and Revising the 2011-12 Budget.

PLEASE SEE ITEM NO. 3 FOR THIS STAFF REPORT

**ATTACHMENT**

Resolution of the City of Antioch Public Financing Authority Adopting the Fiscal Year 2012-13 Budget and Revising the 2012-13 Budget.

**RESOLUTION NO. 2012/**

**RESOLUTION OF THE CITY OF ANTIOCH PUBLIC FINANCING AUTHORITY ADOPTING  
THE FISCAL YEAR 2012-13 BUDGET AND  
REVISING THE 2011-12 BUDGET**

**WHEREAS**, The City Council formed the Antioch Public Financing Authority in April 1993 to provide financial assistance to the City by financing improvements for the benefit of the residents of the City; and

**WHEREAS**, the City Council of the City of Antioch has heretofore considered said budget;

**NOW THEREFORE BE IT RESOLVED** that the Authority Budget for the 2012-13 Fiscal Year and the 2011-12 Fiscal Year revised budget, on file with the Authority Secretary, are hereby approved and adopted.

\* \* \* \* \*  
\*

The foregoing resolution was passed and adopted by the City of Antioch Public Financing Authority at a regular meeting thereof, held on the 26<sup>th</sup> day of June 2012, by the following vote:

AYES:  
NOES:  
ABSENT:

\_\_\_\_\_  
DENISE SKAGGS, SECRETARY

CITY OF ANTIOCH AS SUCCESSOR AGENCY TO  
THE ANTIOCH DEVELOPMENT AGENCY  
CLAIMS BY FUND REPORT  
FOR THE PERIOD OF  
MAY 17 - JUNE 20, 2012  
FUND/CHECK#

**331 Redevelopment Obligation Retirement Fund (for former Project Area #1)**

133813 FEDERAL ADVOCATES INC	ADVOCACY SERVICES	5,000.00
------------------------------	-------------------	----------

CITY OF ANTIOCH AS HOUSING SUCCESSOR TO  
THE ANTIOCH DEVELOPMENT AGENCY  
CLAIMS BY FUND REPORT  
FOR THE PERIOD OF  
MAY 17 - JUNE 20, 2012  
FUND/CHECK#

<b>227 Housing Fund</b>		
<b><i>Non Departmental</i></b>		
133979 VISTA DIABLO MOBILE HOMES	RENT SUBSIDY	48,575.52
<b><i>Housing - CIP</i></b>		
133693 KENNEDY, JANET	CONSULTING SERVICES	510.00

**STAFF REPORT TO THE CITY OF ANTIOCH AS SUCCESSOR AGENCY  
AND HOUSING SUCCESSOR TO THE ANTIOCH DEVELOPMENT  
AGENCY FOR CONSIDERATION AT THE MEETING OF JUNE 26, 2012**

Prepared by: Dawn Merchant, Finance Director

Date: June 18, 2012

Subject: Adoption of the Fiscal Year 2012-13 Budget for the City as Successor Agency  
and Housing Successor to the Antioch Development Agency

**RECOMMENDATION**

Approve the Resolution of the City of Antioch as Successor Agency and Housing Successor to the Antioch Development Agency Adopting the Fiscal Year 2012-13 Budget and Revising the 2011-12 Budget.

**BACKGROUND**

As a result of the passage of AB 1X26 (the Dissolution Act), successor agencies are required to establish a Redevelopment Obligation Retirement Fund to account for property tax receipts received by the County to pay enforceable obligations. The former Low and Moderate Income Housing Fund must be renamed the "Housing Fund" and all other funds successor agencies establish for accounting purposes must be maintained as "successor agency" funds. A budget for the City as Successor Agency and Housing Successor to the Antioch Development Agency has been prepared and reviewed by the City Council during budget study sessions encompassing obligations listed on the Recognized Obligation Payment Schedules as approved by both the City as Successor Agency and Housing Successor and the Oversight Board to the Successor Agency. The funds of the Successor Agency and Housing Successor are included in the budget document in item 3.

Although questions remain regarding the details of implementing the Dissolution Act, and further legislation is pending at the State, it seemed prudent to specifically carve out approval of the budgets related to the City as Successor Agency and Housing Successor.

**ATTACHMENT**

Resolution of the City of Antioch as Successor Agency and Housing Successor to the Antioch Development Agency Adopting the Fiscal Year 2012-13 Budget and Revising the 2011-12 Budget

**RESOLUTION NO. 2012/**

**RESOLUTION OF THE CITY OF ANTIOCH AS SUCCESSOR AGENCY AND HOUSING SUCCESSOR TO THE ANTIOCH DEVELOPMENT AGENCY ADOPTING THE FISCAL YEAR 2012-13 BUDGET AND REVISING THE 2011-12 BUDGET AS RELATED TO THE ACTIVITES OF THE SUCCESSOR AGENCY AND HOUSING SUCCESSOR**

**WHEREAS**, the Antioch Development Agency was formed by the adoption of the Redevelopment Plan in July 1975; and

**WHEREAS**, pursuant to the passage of AB 1X26 upheld by the California Supreme Court, redevelopment agencies were required to be dissolved by February 1, 2012; and

**WHEREAS**, pursuant to Resolution No. 2012/07 dated January 24, 2012, the City of Antioch confirmed its intention to serve as the Successor Agency to the Antioch Development Agency for non-housing related functions and pursuant to Resolution No. 2012/06 dated January 24, 2012, the City of Antioch elected to perform the housing functions of the Antioch Development Agency pursuant to AB 1X26; and

**WHEREAS**, the City Council of the City of Antioch as Successor Agency and Housing Successor to the Antioch Development Agency has heretofore considered said Operating Budget; and

**WHEREAS**, the City Council as Successor Agency and Housing Successor to the Antioch Development Agency did receive, consider and evaluate the revised 2011-12 portion of the Operating Budget as submitted; and

**WHEREAS**, the Oversight Board to the City of Antioch as Successor Agency to the Antioch Development Agency has reviewed and approved the Recognized Obligations Payment Schedules ("ROPS") on May 21, 2012, with the ROPS incorporated into the budget for the Successor Agency and Housing Successor;

**NOW THEREFORE BE IT RESOLVED:**

A. That the Successor Agency and Housing Successor Budget for the 2012-13 Fiscal Year, on file with the Recording Secretary, is hereby approved and adopted.

B. That the revised portion of the Successor Agency and Housing Successor Budget for the 2011-12 Fiscal Year is hereby approved and adopted.

\* \* \* \* \*  
\*

The foregoing resolution was passed and adopted by the City of Antioch as Successor Agency and Housing Successor to the Antioch Development Agency at a regular meeting thereof, held on the 26<sup>th</sup> day of June 2012, by the following vote:

AYES:  
NOES:  
ABSENT:

---

DENISE SKAGGS, RECORDING SECRETARY