

ANNOTATED AGENDA

for
January 24, 2012

CITY COUNCIL/ADA MEETING

Order of Council vote: AYES: Council Members Kalinowski, Harper, Rocha, Agopian and Mayor Davis

Order of Agency Vote: AYES: Agency Members Kalinowski, Harper, Rocha, Agopian and Chairman Davis

Notice of Availability of Reports

This agenda is a summary of the actions proposed to be taken by the City Council. For almost every agenda item, materials have been prepared by the City staff for the Council's consideration. These materials include staff reports which explain in detail the item before the Council and the reason for the recommendation. The materials may also include resolutions or ordinances which are proposed to be adopted. Other materials, such as maps and diagrams, may also be included. All of these materials are available at the City Clerk's Office, located on the 1st floor of City Hall, 3rd and H Streets, Antioch, CA 94509, during normal business hours for inspection and (for a fee) copying. Copies are also made available at the Antioch Public Library for inspection. Questions on these materials may be directed to the staff member who prepared them, or to the City Clerk's Office, who will refer you to the appropriate person.

Notice of Opportunity to Address Council

The public has the opportunity to address the Council on each agenda item. To address the Council, fill out a yellow Speaker Request form, available on each side of the entrance doors, and place in the Speaker Card Tray. See the Speakers' Rules on the inside cover of this Agenda. Comments regarding matters not on this Agenda may be addressed during the "Public Comments" section.

6:00 P.M. ROLL CALL for Closed Sessions – *All Present*

PUBLIC COMMENTS for Closed Sessions

CLOSED SESSIONS: 1) **CONFERENCE WITH LABOR NEGOTIATOR** – City designated representatives: Deborah McHenry, Human Resources Director and Glenn Berkheimer IEDA; Employee organizations: Public Employees' Union Local No. 1; Antioch Police Officers' Association. This Closed Session is authorized by California Government Code §54957.6.

Direction given to Labor Negotiator

2) **CONFERENCE WITH LEGAL COUNSEL – EXISTING LITIGATION** – pursuant to subdivision (A) of Government Code Section 54956.9: California Healthy Communities Network, an unincorporated association, v. City of Antioch; Real Party in interest WAL-MART Stores, Inc., Case No. N10-1804; Contra Costa Superior Court

Vote to not join in the appeal 3-2 (JD and GA)

7:00 P.M. ROLL CALL for Council/Public Financing Authority/Agency Members – *All Present*

PLEDGE OF ALLEGIANCE

PRESENTATION by Susan Miller, State Route 4 Widening Project Update

ANNOUNCEMENTS OF CIVIC AND COMMUNITY EVENTS

PUBLIC COMMENTS—*Only unagendized issues will be discussed during this time*

CITY COUNCIL SUBCOMMITTEE REPORTS

MAYOR'S COMMENTS

1. **COUNCIL CONSENT CALENDAR**

A. APPROVAL OF COUNCIL MINUTES FOR JANUARY 10, 2012

Recommended Action: Motion to approve the minutes

Approved

COUNCIL CONSENT CALENDAR — Continued

- B.** APPROVAL OF COUNCIL WARRANTS **Approved**
Recommended Action: Motion to approve the warrants
- C.** APPROVAL OF TREASURER'S REPORTS FOR NOVEMBER AND DECEMBER 2011 **Approved**
Recommended Action: Motion to approve the reports
- D.** REQUEST FOR TRAINING – CONTRA COSTA COUNCIL **Approved**
Recommended Action: Motion to approve training for Council Member Agopian
- E.** RESOLUTION ACCEPTING WORK AND AUTHORIZING THE DIRECTOR OF CAPITAL IMPROVEMENTS TO FILE A NOTICE OF COMPLETION FOR THE DOWNTOWN TRUNK SEWER IMPROVEMENTS, PHASE 3 (P.W. 514-S3) **Reso 2012/03, 5/0**
Recommended Action: Motion to adopt the resolution
- F.** CONSIDERATION OF BIDS FOR THE COMMUNITY DEVELOPMENT BLOCK GRANT, DOWNTOWN ROADWAY PAVEMENT REHABILITATION, PHASE 5 (P.W. 678-5) **Approved**
Recommended Action: Motion to award the project to the low bidder, MCK Services, Inc. of Concord in the amount of the unit prices bid
- G.** CONSIDERATION OF BIDS FOR THE SAN JOSE DRIVE PAVEMENT REHABILITATION (P.W. 392-27) **Approved**
Recommended Action: Motion to award the project to the low bidder Redgwick Construction Co. Inc. of Newark, in the amount of \$111,111.00
- H.** RESOLUTION ACCEPTING WORK AND AUTHORIZING THE DIRECTOR OF CAPITAL IMPROVEMENTS TO FILE A NOTICE OF COMPLETION FOR THE WATER MAIN REPLACEMENT ON NORTH LAKE DRIVE AND NORTH LAKE CIRCLE (P.W. 503-12) **Reso 2012/04, 5/0**
Recommended Action: Motion to adopt the resolution
- I.** CITY OF ANTIOCH – COMPREHENSIVE ANNUAL FINANCIAL REPORT FOR THE FISCAL YEAR ENDED JUNE 30, 2011 **Received and filed**
Recommended Action: Motion to receive and file the report

COUNCIL CONSENT CALENDAR — Continued

- J. RESOLUTION APPROVING UPDATED REVISIONS TO THE CLASS SPECIFICATION OF DEPUTY CITY CLERK

Reso 2012/05, 5/0

Recommended Action: Motion to adopt the resolution

- K. AWARD OF CONTRACT FOR HIGH PRESSURE SEWER JET CLEANER

Approved

Recommended Action: Motion to authorize the National Joint Powers Alliance (NJPA) cooperative purchase arrangement, or “piggyback” and issuance of a purchase order for one high pressure sewer jet cleaner Model HS 1600 mounted on a 2012 Freightliner M2106V 4x2 cab and chassis with 300 HP diesel engine and automatic transmission to Atlantic Machinery Incorporated in the amount of \$202,500

- L. APPROVE ANTIOCH RECYCLED WATER PROJECT COMPLETION (PW 430-1)

Approved

Recommended Action: Motion to approved completion of the project

END OF COUNCIL CONSENT CALENDAR

COUNCIL REGULAR AGENDA

2. PRESENTATION BY PFM ON INVESTMENT PORTFOLIO

Received and filed

Recommended Action: Motion to receive and file

3. RESOLUTIONS ELECTING TO BECOME SUCCESSOR AGENCY TO THE ANTIOCH DEVELOPMENT AGENCY AND ADOPTION OF AMENDED ENFORCEABLE OBLIGATION PAYMENT SCHEDULE

Recommended Action:

- 1) Motion to adopt the resolution agreeing to retain the housing assets and functions of the Antioch Development Agency, thereby opting to become the Successor Housing Agency, **Reso 2012/06, 5/0**
- 2) Motion to adopt the resolution opting to become the Successor Agency to the Antioch Development Agency; and **Reso 2012/07, 5/0**
- 3) Motion to adopt the resolution approving the Amended Enforceable Obligation Payment Schedule as the Successor Agency to the Antioch Development Agency. **Reso 2012/08, 5/0**

4. FULTON SHIPYARD BOAT RAMP COMMITTEE

Assigned to Parks & Recreation, 5/0

ACTION: During the discussion of the Fulton Shipyard Boat Ramp at the last City Council meeting, the Council asked that the issue of creation of a Fulton Shipyard Boat Ramp Committee be placed on the City Council's agenda

PUBLIC FINANCING AUTHORITY CONSENT CALENDAR

5. ANTIOCH PUBLIC FINANCING AUTHORITY – BASIC FINANCIAL STATEMENTS AND INDEPENDENT AUDITORS’ REPORT FOR THE YEAR ENDED JUNE 30, 2011

Received and filed

Recommended Action: Motion to receive and file the report

6. **AGENCY CONSENT CALENDAR**

- A. APPROVAL OF AGENCY WARRANTS

Approved

Recommended Action: Motion to approve the warrants

- B. ANTIOCH DEVELOPMENT AGENCY – FINANCIAL STATEMENTS AND INDEPENDENT AUDITORS’ REPORTS AND FISCAL STATEMENT FOR THE YEAR ENDED JUNE 30, 2011

Received and filed

Recommended Action: Motion to receive and file the report

PUBLIC COMMENT

STAFF COMMUNICATIONS

COUNCIL COMMUNICATIONS

ADJOURNMENT – 8:46 p.m.

STAFF REPORTS TO FOLLOW

**ANTIOCH CITY COUNCIL
ANTIOCH DEVELOPMENT AGENCY**

**Regular Meeting
7:00 P.M.**

**January 10, 2012
Council Chambers**

6:00 P.M. - CLOSED SESSION

1. CONFERENCE WITH LABOR NEGOTIATOR – City designated representatives: Deborah McHenry, Human Resources Director and Glenn Berkheimer IEDA; Employee organizations: Public Employees' Union Local No. 1; Antioch Police Officers' Association. This Closed Session is authorized by California Government Code §54957.6.

2. CONFERENCE WITH LEGAL COUNSEL – EXISTING LITIGATION – pursuant to subdivision (A) of Government Code Section 54956.9: California Healthy Communities Network, an unincorporated association, v. City of Antioch; Real Party in interest WAL-MART Stores, Inc., Case No. N10-1804; Contra Costa Superior Court

Mayor Davis called the meeting to order at 7:05 P.M.

City Attorney Nerland reported the City Council had been in Closed Session and gave the following report: #1 Conference with Labor Negotiator – direction was given to the Labor Negotiator: #2 Conference with Legal Council – Existing Litigation, no action was taken.

City Clerk Skaggs called the roll.

Present: Council/Agency Members Kalinowski, Harper, Rocha, Agopian and Mayor/Chair Davis

PLEDGE OF ALLEGIANCE

Mayor Pro Tem Harper led the Council and audience in the Pledge of Allegiance.

PRESENTATION

Brain Nunnally introduced the Economic Development Commission.

Economic Development Commissioners Martha Parsons, Monica Wilson, Juan Chen-Olsen, Keith Archuleta and Sean Wright gave a brief overview of the New Business Welcome Concept and requested support for the endeavor. Mr. Wright discussed criteria being considered.

Councilmember Rocha suggested criteria include services provided to the community.

Mayor Davis suggested the Economic Development Commission consider ways in which to retain businesses that have expressed interest in moving to other communities.

ANNOUNCEMENTS OF CIVIC AND COMMUNITY EVENTS

Police Chief Cantando announced Lt. Vanderklugt pursued and received a grant from the Ben Roethlisberger Foundation K-9 Grant Program in the amount of \$8,000 to supplement the Antioch Police Department K9 Unit.

Councilmember Agopian and Kalinowski thanked Lt. Vanderklugt for being proactive and applying for the grant.

Becky Nielson discussed new services available at the Antioch and Prewett Park Libraries and announced additional seating had been purchased in the downtown Library by the Friends of the Library in honor of Thelma Fontana.

Councilmember Rocha announced a Black History exhibit would be on display at the Lynn House Gallery from January 21 – February 11, 2012 and the opening reception would be held on January 21, 2012 from 2:00 – 4:00 PM.

Councilmember Harper announced the Martin Luther King Jr. celebration would be held at 1:00 P.M. on January 16, 2012 at Beede Auditorium.

PUBLIC COMMENTS

Patricia Simmons, owner of T's Internet Café stated she was trying to relocate her business to Second and G Street. She expressed concern of the resistance by City staff which had deemed her business an arcade, as she sells internet time and phone cards with sweepstakes promotion.

City Attorney Nerland discussed the process for an appeal of the Director of Community Development's decision.

Councilmember Kalinowski requested staff provide the City Council with the determination regarding the arcade.

Mayor Davis clarified if and until there was an appeal, the applicant needed to follow the direction given by the Director of Community Development, with regards to her business.

Kevin Lom spoke in support of the Internet Café.

Peggy Sanderson thanked Antioch Police Department for serving the community and spoke in support of the Internet Café.

Fred Hoskins read an article he authored and was published in the Contra Costa Times regarding the Roswell Butler Hard House expressing concern the City had not taken action to agendize a decision regarding the transfer of the property to the Friends of the Roswell Butler Hard House.

Pastor Nicolas Alexander, representing Do the Word Ministries announced a Stop the Violence benefit mixer would be held at 3:00 P.M. on January 14, 2012 at 1203 Sycamore Drive. He requested the City's support of their endeavors.

Mayor Davis read written comment from Tina Blankenship, who indicated her support of the Internet Cafes.

Charles Allen, Antioch resident, spoke in support of the Internet Cafe and stated he was an employee of the business. He expressed concern of the decision by staff to not allow the business to open in their new location would result in several individuals becoming unemployed.

Terri Wylie, Antioch resident spoke in support of the Internet Café and the importance of having access to the internet to complete job assignments.

Bethany Braga spoke in support of the Internet Café and assured the City Council they had no tolerance for any illegal activity.

COUNCIL SUBCOMMITTEE REPORTS

Councilmember Agopian reported on his attendance at the Blight subcommittee meeting.

Councilmember Rocha reported on her attendance at the Mello Roos meeting.

Councilmember Harper announced there was reorganization of the Mello Roos Board and Councilmember Rocha was the Board President and Larry Osorio was the Board Vice President. He requested staff agendize the expenditure of the remaining \$2M Mello Roos funds.

Councilmember Kalinowski reported on the status of the senior bus service and stated he would be making comments at the EPAC Policy Group regarding the potential of the Laurel Road eBART Station and the City's preference it be moved further down the bypass. He noted the other TRANSPLAN and related ECRAFA issues would be discussed Thursday at 6:30 P.M. at the Tri-Delta Transit building.

Mayor Davis declared a recess at 7:49 P.M. The meeting reconvened at 7:57 P.M. with all Council Members present.

MAYOR'S COMMENTS

Mayor Davis announced the passing of Antioch resident and former City employee, Lawrence Worth Shaw and dedicated the meeting this evening in his honor.

1. COUNCIL CONSENT CALENDAR

A. APPROVAL OF COUNCIL MINUTES FOR NOVEMBER 29 AND DECEMBER 13, 2011

B. APPROVAL OF COUNCIL WARRANTS

C. REJECTION OF CLAIMS

- 1. Yvonne Meyer 11/12-2000 (personal injury)**
- 2. Hooshmand Hessari 11/12-2038 (return of property)**
- 3. Tameka Turner 11/12-2035 (property damage)**

- D. **RESOLUTION NO. 2012/01 ELIMINATE EARTHQUAKE INSURANCE FOR CITY HALL AND THE POLICE STATION**
- E. **RESOLUTION NO. 2012/02 TRANSFER OF STATE ROUTE 4 BYPASS: REVISED COOPERATIVE AGREEMENT WITH CALTRANS, THE ROUTE 4 BYPASS AUTHORITY, ANTIOCH, BRENTWOOD, OAKLEY AND CONTRA COSTA COUNTY REGARDING TRANSFER OF ROUTE 4 BYPASS TO CALTRANS**

On motion by Councilmember Harper, seconded by Councilmember Agopian, the Council unanimously approved the Council Consent Calendar.

COUNCIL REGULAR AGENDA/ANTIOCH DEVELOPMENT AGENCY REGULAR AGENDA

2. DISSOLUTION OF ANTIOCH DEVELOPMENT AGENCY

Community Development Director Wehrmeister presented the staff report dated January 5, 2012 recommending the City Council/Antioch Development Agency receive and file the report, not decline to become the Successor Agency to the Antioch Development Agency and authorize staff to send a letter of support for SB-659.

Councilmember Agopian stated he supported the Legislature coming back with a successor agency that was more focused, legal and appropriate.

On motion by Council/Agency Member Kalinowski, seconded by Council/Agency Member Harper the City Council/Antioch Development Agency unanimously received and filed the report.

On motion by Council/Agency Member Agopian, seconded by Council/Agency Member Rocha the City Council/Antioch Development Agency unanimously authorized staff to sign a letter of support for Senate Bill 659.

COUNCIL REGULAR AGENDA

3. FULTON SHIPYARD BOAT RAMP CLOSURE

Director of Public Works/City Engineer Bernal presented the staff report dated January 4, 2012 recommending the City Council approve the closure of the Fulton Shipyard Boat Ramp and adjoining property.

Jim Boccio, Antioch resident, owner of the property at the Red Caboose spoke in support of keeping the boat ramp open and suggested leasing the ramp to a non-profit, closing it at night, fencing with gate access for the parking lot, charging for use and providing larger trash containers, portable restrooms and staffing for the facility.

Charles Andrew Waters, Antioch resident, suggested removal of the wall and extending the Fulton Shipyard boat ramp. He stated he did not feel there was excessive criminal activity at the boat ramp and reported citizens had been conducting maintenance of the facility.

Rick Robinson, Antioch resident, stated he did not feel the new boat ramp was safe; however, he supported more and improved access to the Delta. He suggested charging a fee for the old boat ramp which could be used to maintain and improve the site. He reported a local tow company had expressed interest in contracting with the City to tow anyone loitering on the property and currently there were several citizens maintaining the site and suggested the wall at the site be used for advertising to generate funds for ongoing maintenance.

Dale Paris, Antioch resident, spoke in support of keeping the Fulton Shipyard boat ramp open.

Sheila White, Antioch resident, owner of the Red Caboose Restaurant spoke in opposition to the closure of the boat ramp and expressed concern regarding the impact of the action on her business and employees. She suggested the City Council reconsider the closure and reported she had volunteers willing to assist to keep it open.

Mayor Davis, on behalf of the City Council and City thanked Ms. White for hosting a fundraiser event for Take Back Antioch.

Arne Simonsen, Antioch resident, suggested seeking grant opportunities to keep the Fulton Shipyard boat ramp open and discussed the negative impact a closure would have on businesses in the area.

Bill Worrell, Antioch resident, discussed the importance of maintaining public access and noted the facility was well utilized and safe. He suggested staff work with Mr. Robinson to develop a maintenance program that would be of no cost to the City.

Councilmember Rocha requested staff work with the community to develop an operation and maintenance plan to keep the facility open.

Councilmember Agopian thanked everyone for speaking on the issue. He stated he supported keeping the boat ramp open and the City working with the community on a maintenance plan.

Councilmember Harper stated he was supportive of the solutions discussed and suggested an Adopt-A-Park program for the area. He requested staff provide the City Council with a history of improvements and the calls for service for the site. He voiced his support for working with the community and keeping the ramp open.

Councilmember Kalinowski felt there needed to be security fencing installed and suggested the possibility of an entity possessing organizational structure leasing and maintaining the facility. He stated he did not support charging a fee for the facility. He voiced his support for leaving the boat ramp open and limiting access afterhours.

In response to Mayor Davis, City Attorney Nerland stated if the City were looking to lease the property the limit on fees could be part of those terms.

Mayor Davis suggested forming a subcommittee to work with the community and staff to keep the boat ramp open. He offered to sit on the subcommittee. He stated he did not support charging a fee to use the facility.

On motion by Councilmember Kalinowski, seconded by Councilmember Harper, the City Council unanimously directed staff to agendize the formation of a subcommittee to outline the operation and maintenance of the Fulton Shipyard launch ramp area along with the appropriate security measures within the next 60 days.

PUBLIC COMMENTS

Debbie Blausure and Toni Lincks provided written comment in support of T's Internet café.

STAFF COMMUNICATIONS

City Manager Jakel reminded the City Council and community the next City Council meeting was on January 24, 2012.

COUNCIL COMMUNICATIONS

Councilmember Harper reminded the community the Martin Luther King Jr. event would be held at 1:00 P.M. on January 16, 2012 at Beede Auditorium. He requested staff agendize a recycling ordinance to prevent copper thefts.

Councilmember Kalinowski requested staff agendize enforcement and educating the public on panhandling in the City.

Councilmember Kalinowski stated he supported Councilmember Harper and the City taking the lead on the recycling ordinance.

City Manager Jakel reported there was a reassessment of the City's grant application and the State was allocating \$3M to the West Antioch Creek Flood Control project.

Councilmember Rocha thanked Mr. Harrington for assisting in acquiring the grant.

Councilmember Agopian voiced his support for the recycling ordinance and advocating for it countywide.

With no further business, Mayor Davis adjourned the meeting at 8:56 P.M. to the next regular Council meeting on January 24, 2012.

Respectfully submitted:

Kitty Eiden
KITTY EIDEN, Minutes Clerk

CITY OF ANTIOCH
 CLAIMS BY FUND REPORT
 FOR THE PERIOD OF
 JANUARY 5-18, 2012
 FUND/CHECK#

100 General Fund

Non Departmental

131461 DELTA DENTAL	PAYROLL DEDUCTIONS	1,925.94
131468 GREENAN PEFFER SALLANDER & LALLY LLP	LEGAL SERVICES	3,750.82
131488 PERISCOPE HOLDINGS INC	LICENSE RENEWAL	87.50
131492 PLANCOM INC	DEPOSIT REFUND	2,336.00
131512 A D SEENO CONSTRUCTION	DEPOSIT REFUND	801.50
131525 BARGHAUSEN CONSULTING ENGINEERS	DEPOSIT REFUND	1,200.00
131526 BAUGH CORP	DEPOSIT REFUND	946.08
131531 BLUE SHIELD LIFE	PAYROLL DEDUCTIONS	44.40
131532 BURKE WILLIAMS AND SORENSEN LLP	LEGAL SERVICES	1,032.50
131535 CALIF BUILDING STANDARDS COMMISSION	PERMIT FEES	2,957.00
131554 DEPT OF CONSERVATION	SMI FEES QTR3 2011	3,893.01
131558 ECC REG FEE AND FIN AUTH	ECCRFFA-RTDIM	9,526.30
131563 FF DEVELOPMENT LLP	DEPOSIT REFUND	496.50
131583 JAMES T CLAY CPA	DEPOSIT REFUND	2,000.00
131588 KIMLEY HORN AND ASSOCIATES INC	CONSULTING SERVICES	7,495.00
131591 KRAMER FIRM INC	CONSULTING SERVICES	2,376.00
131592 KRAMER TELECOM LAW FIRM P C	LEGAL SERVICES	1,176.00
131611 RHL DESIGN GROUP	DEPOSIT REFUND	1,200.00
131634 WENTWORTH, JOSEPHINE	DEPOSIT REFUND	1,776.75

City Council

131596 LEAGUE OF CALIF CITIES	MEMBER DUES 2012	750.00
-------------------------------	------------------	--------

City Attorney

131597 LEXISNEXIS MATTHEW BENDER	ONLINE LEGAL RESEARCH	75.00
131631 US BANK	COPIER LEASE	213.14

City Manager

131631 US BANK	COPIER LEASE	213.14
----------------	--------------	--------

City Clerk

131463 EIDEN, KITTY J	MINUTES CLERK	450.00
131486 OFFICE MAX INC	OFFICE SUPPLIES	82.43
131631 US BANK	COPIER LEASE	302.07

City Treasurer

131491 PFM ASSET MGMT LLC	ADVISORY SERVICES	5,533.86
131565 GARDA CL WEST INC	ARMORED CAR PICK UP	202.30

Human Resources

131621 STANTON III, WILLIAM J	TUITION REIMBURSEMENT	800.00
131631 US BANK	COPIER LEASE	354.20

Economic Development

131631 US BANK	COPIER LEASE	219.55
916526 BERNICK, MICHAEL	PROFESSIONAL SERVICES	3,450.00

Finance Administration

131603 OFFICE MAX INC	OFFICE SUPPLIES	83.07
131631 US BANK	COPIER LEASE	965.22

Finance Accounting

131486 OFFICE MAX INC	DATE STAMP	17.80
-----------------------	------------	-------

Prepared by: Georgina Meek
 Finance Accounting

CITY OF ANTIOCH
 CLAIMS BY FUND REPORT
 FOR THE PERIOD OF
 JANUARY 5-18, 2012
 FUND/CHECK#

131488 PERISCOPE HOLDINGS INC	LICENSE RENEWAL	62.50
131534 WHOLESALE TABS AND FOLDERS	CAFR TABS	13.04
131636 WHOLESALE TABS AND FOLDERS	CAFR TABS	158.00
Finance Operations		
131603 OFFICE MAX INC	WATER BILL FORMS	1,471.83
131628 TYLER TECHNOLOGIES	MONTHLY INSITE FEES	680.00
131629 UNITED PARCEL SERVICE	WEEKLY PRINTER SERVICE FEE	26.00
131631 US BANK	COPIER LEASE	1,043.87
Non Departmental		
131510 WILSON, GARY	LIABILITY CLAIM	1,000.00
131518 ASCAP	ASCAP FEES	1,021.00
131595 LEAGUE OF CALIF CITIES	MEMBER DUES 2012	25,288.00
201354 CALIFORNIA SECURITY ALARMS INC	BUS LIC APP FEE REFUND	30.00
201355 DOMINOS PIZZA	BUS LIC OVERPAYMENT REFUND	27.50
201356 AAA NC NU	BUS LIC APP FEE REFUND	30.00
201357 PROGRESO SUPERMARKET	BUS LIC APP FEE REFUND	30.00
201358 JAMES L EDWARDS MD	BUS LIC APP FEE REFUND	30.00
Public Works Maintenance Administration		
131631 US BANK	COPIER LEASE	34.93
Public Works General Maintenance Services		
131631 US BANK	COPIER LEASE	93.03
Public Works Street Maintenance		
131443 ANKA BEHAVIORAL HEALTH INC	LITTER REMOVAL	3,672.00
131445 ANTIOCH BUILDING MATERIALS	CURB GUTTERS	1,739.55
131461 DELTA DENTAL	PAYROLL DEDUCTIONS	111.74
131493 RED WING SHOE STORE	SAFETY SHOES-YOAKUM	208.30
131624 STATEWIDE SAFETY AND SIGNS INC	EQUIPMENT RENTAL	400.00
131625 SUBURBAN PROPANE	PROPANE	1,062.14
Public Works-Signal/Street Lights		
131447 AT AND T MCI	PHONE	564.29
131472 ICR ELECTRICAL CONTRACTORS	ELECTRICAL SERVICES	1,189.02
131606 PACIFIC GAS AND ELECTRIC CO	ELECTRIC	4,980.30
Public Works-Striping/Signing		
131486 OFFICE MAX INC	OFFICE SUPPLIES	220.35
131493 RED WING SHOE STORE	SAFETY SHOES-DOSSEY	209.64
131500 SHERWIN WILLIAMS CO	GRAFFITI PAINT	89.31
131531 BLUE SHIELD LIFE	PAYROLL DEDUCTIONS	10.69
131564 FLINT TRADING INC	SUPPLIES	882.11
201335 STAPLES	PRINTER INK	90.90
Public Works-Facilities Maintenance		
131447 AT AND T MCI	PHONE	45.53
131479 LENHART ALARM AND SECURITY	REPAIR SERVICE	99.00
131577 HONEYWELL INTERNATIONAL INC	REPAIR SERVICE	262.56
131606 PACIFIC GAS AND ELECTRIC CO	ELECTRIC	11,301.61
201336 UNLIMITED GRAPHIC AND SIGN NETWORK	DECAL	21.65

Prepared by: Georgina Meek
 Finance Accounting

CITY OF ANTIOCH
 CLAIMS BY FUND REPORT
 FOR THE PERIOD OF
 JANUARY 5-18, 2012
 FUND/CHECK#

Public Works-Parks Maint

131447 AT AND T MCI	PHONE	78.87
131472 ICR ELECTRICAL CONTRACTORS	ELECTRICAL SERVICES	110.07
131534 KAY PARK AND REC CORP	PARK SUPPLIES	164.01
131605 PACHECO BROTHERS GARDENING INC	LANDSCAPE SERVICES	5,720.00
131606 PACIFIC GAS AND ELECTRIC CO	ELECTRIC	689.27
131620 SPECIALIZED GRAPHICS	SIGNAGE	2,881.20

Public Works-Median/General Land

131447 AT AND T MCI	PHONE	146.87
131465 FURBER SAW INC	EQUIPMENT	510.03
131581 ICR ELECTRICAL CONTRACTORS	ELECTRICAL SERVICES	103.07
131606 PACIFIC GAS AND ELECTRIC CO	ELECTRIC	1,347.20

Police Administration

131446 ARROWHEAD 24 HOUR TOWING INC	TOWING SERVICES	180.00
131453 BROOKS III, TAMMANY N	EXPENSE REIMBURSEMENT	105.50
131456 CONTRA COSTA COUNTY	RANGE USE FEES	935.00
131463 EIDEN, KITTY J	MINUTES CLERK	100.00
131474 KIRBY POLYGRAPH & INVESTIGATIVE SVCS	POLYGRAPH EXAMS	600.00
131475 KRAMER WEISE	LEGAL SERVICES	13,747.50
131477 LAROCCO, JOHN B	LEGAL SERVICES	19,125.00
131478 LAW OFFICES OF JONES AND MAYER	LEGAL SERVICES	1,843.00
131482 MELLONE, MICHAEL C	EXPENSE REIMBURSEMENT	105.95
131486 OFFICE MAX INC	OFFICE SUPPLIES	535.74
131494 REZENTES, KAREN L	UNIFORM REIMBURSEMENT	64.76
131497 SACRAMENTO VALLEY SHOOTING CENTER	RANGE FEES	300.00
131498 SAN DIEGO POLICE EQUIPMENT CO	AMMUNITION	11,279.22
131499 SHARP BUSINESS SYSTEMS	COPIER SERVICE	176.34
131501 SHRED IT INC	SHRED SERVICE	95.09
131504 UNITED STATES POSTAL SERVICE	POSTAGE	2,000.00
131508 VERIZON WIRELESS	AIR CARDS	90.02
131517 ARROWHEAD 24 HOUR TOWING INC	TOWING SERVICES	90.00
131523 BANK OF AMERICA	MEETING EXPENSE	103.15
131524 BANK OF AMERICA	BUSINESS EXPENSE	922.20
131549 COURT SERVICES INC	PRISONER TRANSPORTATION	500.00
131550 CRIME SCENE CLEANERS INC	CRIME SCENE CLEANUP	235.00
131556 DIRECT GOV SOURCE	CHEMICAL SUPPLIES	4,008.24
131576 HOLIDAY INN	LODGING-SMITH/SCHNITZUIS	583.08
131603 OFFICE MAX INC	OFFICE SUPPLIES	132.64
131608 QUALIFICATION TARGETS	TRAINING TARGETS	312.83
131615 SCHNITZUIS, TREVOR W	PER DIEM	91.50
131618 SMITH, RICHARD A	PER DIEM	91.50
131623 STATE OF CALIFORNIA	FINGERPRINTING	96.00
131626 TRAINING FOR SAFETY INCORPORATED	TUITION-CHAVARRIA/VALLIERE	888.00
131629 UNITED PARCEL SERVICE	SHIPPING	40.15
131631 US BANK	COPIER LEASE	2,819.82
201256 OCSI TRINING	TRAINING-JOANNIDES	75.00

Prepared by: Georgina Meek
 Finance Accounting

CITY OF ANTIOCH
 CLAIMS BY FUND REPORT
 FOR THE PERIOD OF
 JANUARY 5-18, 2012
 FUND/CHECK#

916517 GRAINGER INC	SUPPLIES	847.65
916519 HUNTINGTON COURT REPORTERS INC	TRANSCRIPTION SERVICES	2,884.24
916521 MOBILE MINI LLC	STORAGE CONTAINER RENTAL	106.76
916528 HUNTINGTON COURT REPORTERS INC	TRANSCRIPTION SERVICES	5,871.79
Police Community Policing		
131452 BRENTWOOD VETERINARY HOSPITAL	VETERINARY SERVICES	120.06
131455 CHANG, THEODORE	MILEAGE REIMBURSEMENT	38.85
131469 HARGER, MATTHEW J	DOG ALLOWANCE	150.00
131471 HUNT AND SONS INC	FUEL	105.78
131473 JOANNIDES, JASON M	DOG ALLOWANCE	150.00
131480 MCELROY, STEVEN M	MILEAGE REIMBURSEMENT	38.85
131481 MEADS, ROBERT P	MILEAGE REIMBURSEMENT	38.85
131489 PERKINSON, JAMES A	DOG ALLOWANCE	150.00
131495 ROSE, BRIAN C	MILEAGE REIMBURSEMENT	58.83
131506 VALLIERE, CHRISTOPHER J	DOG ALLOWANCE	150.00
Police Investigations		
131457 CONTRA COSTA COUNTY	EXTRADITION	1,050.00
131540 COMMUNITY VIOLENCE SOLUTIONS	EVIDENCE EXAM	375.00
131545 CONTRA COSTA COUNTY	SART EXAMS	9,000.00
131599 METRO PCS	PHONE RECORDS	100.00
131631 US BANK	COPIER LEASE	966.80
Police Narcotics		
131450 AUTO WORLD INC	LEASE VEHICLES	2,066.25
Police Communications		
131442 AMERICAN TOWER CORPORATION	TOWER RENTAL	216.12
131447 AT AND T MCI	PHONE	817.16
131448 AT AND T MOBILITY	HIGH SPEED WIRELESS	2,773.15
131449 AT AND T MOBILITY	HIGH SPEED WIRELESS	434.86
131467 GLOBALSTAR	TELECOMMUNICATIONS SERVICE	86.49
131486 OFFICE MAX INC	OFFICE SUPPLIES	23.24
131534 SEN COMMUNICATIONS INC	HEADSETS	18.07
131543 CONTRA COSTA COUNTY	TELECOMMUNICATIONS SERVICE	315.00
131566 GLOBALSTAR	TELECOMMUNICATIONS SERVICE	86.49
Office of Emergency Management		
131447 AT AND T MCI	PHONE	293.40
Police Community Volunteers		
131541 CONCORD UNIFORMS LLC	UNIFORMS	68.40
Police Facilities Maintenance		
131447 AT AND T MCI	PHONE	248.75
131606 PACIFIC GAS AND ELECTRIC CO	GAS	14,070.86
Community Development Administration		
131631 US BANK	COPIER LEASE	624.65
Community Development Neighborhood Improvement		
131533 CACEO	MEMBER DUES-GRAHAM	75.00
131616 SERVPRO OF ANTIOCH 9512	SEWAGE CLEAN UP	618.34
131627 TURNAGE II, KEN	PUBLIC NUISANCE ABATEMENT	724.56

Prepared by: Georgina Meek
 Finance Accounting

CITY OF ANTIOCH
 CLAIMS BY FUND REPORT
 FOR THE PERIOD OF
 JANUARY 5-18, 2012
 FUND/CHECK#

PW Engineer Land Development

131447 AT AND T MCI	PHONE	29.92
131588 KIMLEY HORN AND ASSOCIATES INC	ENGINEERING SERVICES	517.50
131631 US BANK	COPIER LEASE	242.90

Community Development Building Inspection

131533 CACEO	MEMBER DUES-VIGIL	75.00
131553 DELTA MUNICIPAL CONSULTING INC	PROFESSIONAL SERVICES	5,600.00

Capital Imp. Administration

201156 OFFICE MAX INC	SUPPLIES	32.42
-----------------------	----------	-------

Community Development Engineering Services

201156 OFFICE MAX INC	SUPPLIES	25.06
-----------------------	----------	-------

212 CDBG Fund

CDBG

131534 OFFICE MAX INC	BUSINESS CARDS	0.11
131578 HOUSE, TERI	CONSULTANT SERVICES	3,410.00
131587 KENNEDY, JANET	CONSULTANT SERVICES	360.00

CDBG NSP

131568 GOLDFARB AND LIPMAN LLP	HABITAT REVISED DOCS	411.50
131587 KENNEDY, JANET	CONSULTANT SERVICES	892.20

213 Gas Tax Fund

Parks & Open Space

131542 CONSTRUCTION TESTING SERVICES	TESTING SERVICES	9,514.38
--------------------------------------	------------------	----------

Streets

131511 NORTH AMERICAN TITLE CO	EASEMENT PURCHASE	4,538.00
131546 CCC TRANSPORTATION AUTHORITY	LOCAL SHARE FY10/11	3,600.00

214 Animal Control Fund

Animal Control

131462 EAST HILLS VETERINARY HOSPITAL	VETERINARY SERVICES	1,393.95
131483 MWI VETERINARY SUPPLY CO	VETERINARY SUPPLIES	985.96
131534 PFIZER ANIMAL HEALTH	MICROCHIPS	483.74
131606 PACIFIC GAS AND ELECTRIC CO	GAS	740.57
131631 US BANK	COPIER LEASE	109.52
916518 HAMMONS SUPPLY COMPANY	SUPPLIES	315.10

215 Civic Arts Fund

Civic Arts

131631 US BANK	COPIER LEASE	54.36
----------------	--------------	-------

219 Recreation Fund

Non Departmental

131574 HITOSIS, JENNIFER	DEPOSIT REFUND	300.00
131575 HOEGSBERG, JOANNE	DEPOSIT REFUND	500.00
131600 MIRANDA, CHARITY	DEPOSIT REFUND	500.00
131602 NGUYEN, STEPHANIE	CHECK REPLACEMENT	39.00

Recreation Admin

131606 PACIFIC GAS AND ELECTRIC CO	ELECTRIC	1,089.50
------------------------------------	----------	----------

Senior Programs

131447 AT AND T MCI	PHONE	96.16
---------------------	-------	-------

Prepared by: Georgina Meek
 Finance Accounting

CITY OF ANTIOCH
 CLAIMS BY FUND REPORT
 FOR THE PERIOD OF
 JANUARY 5-18, 2012
 FUND/CHECK#

131606 PACIFIC GAS AND ELECTRIC CO	ELECTRIC	726.34
Recreation Classes/Prog		
131548 COSTCO	SUPPLIES	135.29
131560 EDUCATION TO GO	CONTRACTOR PAYMENT	186.75
131613 SAFETY DRIVERS ED LLC	CONTRACTOR PAYMENT	389.40
131622 STARGAZERS/TRACI MARTIN	CONTRACTOR PAYMENT	576.50
131633 WE ARE ONE PRODUCTIONS	CONTRACTOR PAYMENT	939.60
201298 WILDE, REBECCA	CLASS REFUND	32.20
Recreation Sports Programs		
131567 GOLDEN STATE WARRIORS	YOUTH BASKETBALL UNIFORMS	1,815.00
131606 PACIFIC GAS AND ELECTRIC CO	ELECTRIC	742.82
Rec After School/AUSD		
131548 COSTCO	SUPPLIES	229.39
Recreation-New Comm Cntr		
131470 HILLYARD INDUSTRIES	JANITORIAL SUPPLIES	102.36
131513 ACME SECURITY SYSTEMS	ALARM MONITORING	300.00
131521 BANK OF AMERICA	BANNER	99.24
131527 BAY BUILDING MAINTENANCE INC	CUSTODIAL SERVICES	995.00
131538 COMCAST	CONNECTION SERVICE	1,576.80
131539 COMMERCIAL APPLIANCE	EQUIPMENT REPAIR	390.00
131631 US BANK	COPIER LEASE	213.59
201297 NEOPOST	EQUIPMENT RENTAL	14.02
221 Asset Forfeiture Fund		
Asset Forfeiture		
131593 LAN CON VOICE & DATA CABLING SYSTEMS	SYSTEM INSTALLATION	9,703.49
131635 WEST COAST AV AND SECURITY INC	SECURITY EQUIPMENT	4,135.48
222 Measure C Fund		
Streets		
131528 BAY CITIES PAVING AND GRADING	HILLCREST AVE PROJECT	5,168.02
131542 CONSTRUCTION TESTING SERVICES	TESTING SERVICES	10,088.00
238 PEG Franchise Fee Fund		
Non Departmental		
131536 CHARLES M SAULTER ASSOCIATES INC	CONSULTING SERVICES	380.00
251 Lone Tree SLLMD Fund		
Lonetree Maintenance Zone 1		
131447 AT AND T MCI	PHONE	62.44
131606 PACIFIC GAS AND ELECTRIC CO	ELECTRIC	557.30
Lonetree Maintenance Zone 2		
131447 AT AND T MCI	PHONE	120.95
131606 PACIFIC GAS AND ELECTRIC CO	ELECTRIC	554.57
Lonetree Maintenance Zone 3		
131447 AT AND T MCI	PHONE	46.21
131606 PACIFIC GAS AND ELECTRIC CO	ELECTRIC	417.35
Lonetree Maintenance Zone 4		
131485 ODYSSEY LANDSCAPE CO INC	LANDSCAPE SERVICES	825.00

CITY OF ANTIOCH
 CLAIMS BY FUND REPORT
 FOR THE PERIOD OF
 JANUARY 5-18, 2012
 FUND/CHECK#

252 Downtown SLLMD Fund		
Downtown Maintenance		
131606 PACIFIC GAS AND ELECTRIC CO	ELECTRIC	250.08
253 Almondridge SLLMD Fund		
Almondridge Maintenance		
131485 ODYSSEY LANDSCAPE CO INC	LANDSCAPE SERVICES	1,175.00
131606 PACIFIC GAS AND ELECTRIC CO	ELECTRIC	165.30
254 Hillcrest SLLMD Fund		
Hillcrest Maintenance Zone 1		
131447 AT AND T MCI	PHONE	31.22
131606 PACIFIC GAS AND ELECTRIC CO	ELECTRIC	499.65
Hillcrest Maintenance Zone 2		
131447 AT AND T MCI	PHONE	123.79
131606 PACIFIC GAS AND ELECTRIC CO	ELECTRIC	574.10
Hillcrest Maintenance Zone 4		
131447 AT AND T MCI	PHONE	91.12
131606 PACIFIC GAS AND ELECTRIC CO	ELECTRIC	467.73
255 Park 1A Maintenance District Fund		
Park 1A Maintenance District		
131605 PACHECO BROTHERS GARDENING INC	LANDSCAPE SERVICES	160.00
131606 PACIFIC GAS AND ELECTRIC CO	ELECTRIC	110.87
256 Citywide 2A Maintenance District Fund		
Citywide 2A Maintenance Zone 3		
131606 PACIFIC GAS AND ELECTRIC CO	ELECTRIC	59.88
Citywide 2A Maintenance Zone 4		
131606 PACIFIC GAS AND ELECTRIC CO	ELECTRIC	230.68
Citywide 2A Maintenance Zone 5		
131606 PACIFIC GAS AND ELECTRIC CO	ELECTRIC	331.29
Citywide 2A Maintenance Zone 6		
131606 PACIFIC GAS AND ELECTRIC CO	ELECTRIC	163.08
Citywide 2A Maintenance Zone 8		
131606 PACIFIC GAS AND ELECTRIC CO	ELECTRIC	127.79
Citywide 2A Maintenance Zone 9		
131447 AT AND T MCI	PHONE	62.44
131606 PACIFIC GAS AND ELECTRIC CO	ELECTRIC	373.51
Citywide 2A Maintenance Zone10		
131485 ODYSSEY LANDSCAPE CO INC	LANDSCAPE SERVICES	745.00
131606 PACIFIC GAS AND ELECTRIC CO	ELECTRIC	92.31
257 SLLMD Administration Fund		
SLLMD Administration		
131534 COMMERCIAL MAINTENANCE CHEMICAL	GRAFFITI REMOVER	33.00
916524 QUENVOLDS	SAFETY SHOES-HARRIS	622.97
259 East Lone Tree SLLMD Fund		
Zone 1-District 10		
131485 ODYSSEY LANDSCAPE CO INC	LANDSCAPE SERVICES	1,200.00
131606 PACIFIC GAS AND ELECTRIC CO	ELECTRIC	58.47

Prepared by: Georgina Meek
 Finance Accounting

CITY OF ANTIOCH
 CLAIMS BY FUND REPORT
 FOR THE PERIOD OF
 JANUARY 5-18, 2012
 FUND/CHECK#

311 Capital Improvement Fund

Measure WW

131552 DELTA FENCE CO	BALLARD INSTALLATION	199.18
131586 KARSTE CONSULTING INC	CONSULTING SERVICES	600.00

Streets

131598 MAXICRETE INC	SIDEWALK REPAIR PROJECT	46,583.51
----------------------	-------------------------	-----------

Energy Efficiency

131580 ICLEI USA MEMBERSHIP	MEMBER DUES	1,750.00
-----------------------------	-------------	----------

Public Buildings & Facilities

131529 BEALS ALLIANCE	DESIGN SERVICES	37,365.56
131530 BENCHMARK CONSULTANTS	ENGINEERING SERVICES	2,600.00
131572 HARRISON ENGINEERING INC	ENGINEERING SERVICES	24,661.65
131586 KARSTE CONSULTING INC	CONSULTING SERVICES	2,160.00
916530 NICHOLS CONSULTING ENGINEERS CORP	PROFESSIONAL SERVICES	3,171.75

319 Residential Dev Alloc Fund

Non Departmental

131559 ECONOMIC AND PLANNING SYSTEMS INC	CONSULTING SERVICES	777.50
--	---------------------	--------

416 Honeywell Capital Lease Fund

Non Departmental

131520 BANK OF AMERICA	PRINCIPAL PYMT DEC11-JAN12	84,263.14
------------------------	----------------------------	-----------

570 Equipment Maintenance Fund

Non Departmental

131579 HUNT AND SONS INC	FUEL	19,030.10
--------------------------	------	-----------

Equipment Maintenance

131444 ANTIOCH AUTO PARTS	AUTO PARTS STOCK	231.45
131509 WALNUT CREEK FORD	LIFTERS & GASKETS	396.04
131515 ALL STAR AUTO ELECTRIC	ALTERNATOR PARTS	245.81
131557 EAST BAY TIRE CO	RECAPPED TIRES	1,348.59
131606 PACIFIC GAS AND ELECTRIC CO	ELECTRIC	397.41
131631 US BANK	COPIER LEASE	42.69
201338 TEC OF CALIFORNIA INC	CABLE	91.05
916520 KIMBALL MIDWEST	SUPPLIES	811.28
916525 A1 TRANSMISSION	TRANSMISSION OVERHAUL	2,236.85
916529 KIMBALL MIDWEST	WHEEL WEIGHTS	290.10

573 Information Services Fund

Non Departmental

131522 BANK OF AMERICA	EE COMPUTER PURCHASE	7,700.25
------------------------	----------------------	----------

Information Services

131447 AT AND T MCI	PHONE	57.39
131632 VERIZON WIRELESS	AIR CARD	45.01

Network Support & PCs

131447 AT AND T MCI	PHONE	92.54
131537 COMCAST	INTERNET SERVICE	78.26
131538 COMCAST	CONNECTION SERVICE	1,038.61
131555 DIGITAL SERVICES	WEBSITE MAINTENANCE	1,560.00
131609 QUEST MEDIA AND SUPPLIES	ON-CALL NETWORK SUPPORT	350.00

Prepared by: Georgina Meek
 Finance Accounting

CITY OF ANTIOCH
 CLAIMS BY FUND REPORT
 FOR THE PERIOD OF
 JANUARY 5-18, 2012
 FUND/CHECK#

916516	COMPUTERLAND	CABLE	18.39
916527	COMPUTERLAND	SOFTWARE	420.27
Telephone System			
131447	AT AND T MCI	PHONE	0.62
131519	AT AND T MCI	PHONE	167.16
200650	AMERICAN MESSAGING	PAGER	11.17
Office Equipment Replacement			
131593	LAN CON VOICE & DATA CABLING SYSTEMS	SYSTEM INSTALLATION	7,000.00
580 Loss Control Fund			
Human Resources			
131631	US BANK	COPIER LEASE	45.71
611 Water Fund			
Non Departmental			
131514	AINSLEY, PAMELA	CHECK REPLACEMENT	18.29
131582	J W SIVEIRA CO	CHECK REPLACEMENT	79.92
131604	OSLIN, DONNA	CHECK REPLACEMENT	90.00
131610	RASULZAD, SORAYA	CHECK REPLACEMENT	52.25
Water Supervision			
131496	RT LAWRENCE CORP	MONTHLY LOCKBOX FEE	1,433.08
916524	QUENVOLDS	SAFETY SHOES-BARLOW	143.19
Water Production			
131447	AT AND T MCI	PHONE	751.75
131464	FLOW SCIENCE INCORPORATED	PROFESSIONAL SERVICES	537.50
131466	GERLINGER STELL & SUPPLY	EXPANDED METAL	153.72
131476	LABCONCO CORP	REPAIR PARTS	760.90
131534	MANLEY BROS OF INDIANA INC	SAND	11.11
131571	HANSON BRIDGETT LLP	LEGAL SERVICES	3,131.25
131577	HONEYWELL INTERNATIONAL INC	HVAC SERVICE	430.34
131581	ICR ELECTRICAL CONTRACTORS	ELECTRICAL SERVICES	2,750.15
131585	KARL NEEDHAM ENTERPRISES INC	EQUIPMENT RENTAL	26,145.81
131590	KOFFLER ELECTRICAL MECH	MOISTURE SENSOR CABLE	376.71
131594	LAW OFFICE OF MATTHEW EMRICK	WATER RIGHTS LEGAL FEES	3,207.00
131606	PACIFIC GAS AND ELECTRIC CO	GAS	78,253.15
131617	SHAPE INCORPORATED	PUMP	8,102.51
131619	SPAULDING, ANN B	CONSULTING SERVICES	5,276.56
131630	UNIVAR USA INC	CAUSTIC	29,567.60
131631	US BANK	COPIER LEASE	55.87
916523	NTU TECHNOLOGIES INC	POLYMER	3,059.00
916531	TELFER OIL COMPANY	BURLAP	162.38
916533	VINCENT ELECTRIC MOTOR CO	MOTORS	1,628.17
Water Distribution			
131447	AT AND T MCI	PHONE	15.61
131493	RED WING SHOE STORE	SAFETY SHOES-CELONI	369.63
131516	ANTIOCH BUILDING MATERIALS	RECYCLED ROCK	5,093.57
131547	CORDAWAY, JONATHAN G	EMPLOYEE INNOVATION AWARD	250.00
131570	HANBERG, BRETT K	EMPLOYEE INNOVATION AWARD	250.00

Prepared by: Georgina Meek
 Finance Accounting

CITY OF ANTIOCH
 CLAIMS BY FUND REPORT
 FOR THE PERIOD OF
 JANUARY 5-18, 2012
 FUND/CHECK#

131586	KARSTE CONSULTING INC	CONSULTING SERVICES	2,400.00
131612	ROBERTS AND BRUNE CO	PIPE & FITTINGS	1,244.56
131631	US BANK	COPIER LEASE	108.62
Public Buildings & Facilities			
131606	PACIFIC GAS AND ELECTRIC CO	ELECTRIC	131.07
131607	PAKPOUR CONSULTING GROUP INC	PROFESSIONAL SERVICES	3,960.50
Warehouse & Central Stores			
131629	UNITED PARCEL SERVICE	WEEKLY PRINTER SERVICE FEE	26.00
131631	US BANK	COPIER LEASE	143.72
612 Water Line Expansion Fund			
Water Systems			
131551	D R LEMINGS CONSTRUCTION	WATER MAIN PROJECT	75,859.98
916532	TESTING ENGINEERS INC	MATERIALS TESTING	3,420.00
621 Sewer Fund			
Sewer-Wastewater Supervision			
131631	US BANK	COPIER LEASE	108.62
Sewer-Wastewater Collection			
131447	AT AND T MCI	PHONE	31.65
131493	RED WING SHOE STORE	SAFETY SHOES-STOUT	209.64
131516	ANTIOCH BUILDING MATERIALS	RECYCLED ROCK	5,480.43
131603	OFFICE MAX INC	OFFICE SUPPLIES	72.12
631 Marina Fund			
Marina Administration			
131447	AT AND T MCI	PHONE	64.35
131454	CALIFORNIA ASSOC OF HARBOR MASTERS	MEMBER DUES	275.00
131513	ACME SECURITY SYSTEMS	ACCESS CARD CONVERSION	9,580.11
131603	OFFICE MAX INC	OFFICE SUPPLIES	10.23
131606	PACIFIC GAS AND ELECTRIC CO	ELECTRIC	2,656.54
131631	US BANK	COPIER LEASE	43.39
Marina Maintenance			
131485	ODYSSEY LANDSCAPE CO INC	LANDSCAPE SERVICES	890.00
Major Projects			
131562	FEDEX	SHIPPING	22.23
641 Prewett Water Park Fund			
Rec - Prewett Admin			
131447	AT AND T MCI	PHONE	45.23
131521	BANK OF AMERICA	HYDRAULIC ACTUATOR	77.58
131573	HILLYARD INDUSTRIES	JANITORIAL SUPPLIES	86.58
131577	HONEYWELL INTERNATIONAL INC	MECHANICAL MAINTENANCE	13,552.00
131581	ICR ELECTRICAL CONTRACTORS	ELECTRICAL SERVICES	817.56
131584	JEFF ELLIS AND ASSOCIATES INC	AQUATIC SAFETY AUDIT	50.00
131589	KNORR SYSTEMS INC	CARBON DIOXIDE	516.04
131603	OFFICE MAX INC	BUSINESS CARDS	129.00
131606	PACIFIC GAS AND ELECTRIC CO	ELECTRIC	34,574.27
131631	US BANK	COPIER LEASE	320.51

Prepared by: Georgina Meek
 Finance Accounting

CITY OF ANTIOCH
 CLAIMS BY FUND REPORT
 FOR THE PERIOD OF
 JANUARY 5-18, 2012
 FUND/CHECK#

Rec Prewett Concessions

131447 AT AND T MCI PHONE 45.22

721 Employee Benefits Fund

Non Departmental

131441 AFLAC PAYROLL DEDUCTIONS 8,473.52
 131458 CONTRA COSTA COUNTY PAYROLL DEDUCTIONS 400.00
 131459 CONTRA COSTA COUNTY PAYROLL DEDUCTIONS 50.00
 131461 DELTA DENTAL PAYROLL DEDUCTIONS 25,595.91
 131487 OPERATING ENGINEERS LOCAL NO 3 PAYROLL DEDUCTIONS 560.26
 131490 PERS LONG TERM CARE PAYROLL DEDUCTIONS 92.66
 131502 STATE OF FLORIDA DISBURSEMENT UNIT PAYROLL DEDUCTIONS 150.00
 131503 UNION BANK OF CALIF PAYROLL DEDUCTIONS 1,574.46
 131505 US DEPT OF EDUCATION PAYROLL DEDUCTIONS 298.08
 131507 VANTAGEPOINT TRANSFER AGENTS 301362 PAYROLL DEDUCTIONS 1,687.48
 131531 BLUE SHIELD LIFE PAYROLL DEDUCTIONS 1,831.83
 131569 EMPLOYEE CHECK REPLACEMENT 138.52
 131614 EMPLOYEE CHECK REPLACEMENT 372.46
 916522 NATIONWIDE RETIREMENT SOLUTIONS PAYROLL DEDUCTIONS 34,360.95

736 APFA Lone Diamond Reassessment 1998 Fund

Non Departmental

131451 BANK OF NEW YORK MELLON FISCAL AGENT FEE 1,958.31

Non Departmental

131451 BANK OF NEW YORK MELLON FISCAL AGENT FEE 3,223.69
 131484 NBS LOCAL GOVERNMENT SOLUTIONS REPORT PREPARATION 525.00
 131601 NBS LOCAL GOVERNMENT SOLUTIONS SUPPLIES REIMBURSEMENT 8,800.57

752 Storm Drain Deposits Fund

Non Departmental

131544 CONTRA COSTA COUNTY FEES COLLECTED DEC11 6,146.00

755 Fire Protection Fund

Non Departmental

131460 CCC FIRE PROTECTION DISTRICT STATION REIMBURSEMENT 81/83 35,597.48



STAFF REPORT TO THE CITY COUNCIL
FOR CONSIDERATION AT THE COUNCIL MEETING OF JANUARY 24, 2012


SUBMITTED BY: Donna Conley, City Treasurer *DC*
DATE: January 4, 2012
SUBJECT: Treasurer's Report – NOVEMBER 2011

RECOMMENDATION: Review and file.

 C
1-24-2012


CITY OF ANTIOCH
SUMMARY REPORT ON THE CITY'S INVESTMENTS


NOVEMBER 30, 2011



Total of City and Fiscal Agent Investments = \$70,023,003

All City investments are shown above and conform to the City Investment Policy. All investment transactions during this period are included in this report. As Treasurer of the City of Antioch and Finance Director of the City of Antioch, we hereby certify that sufficient investment liquidity and anticipated revenue are available to meet the next six (6) months' estimated expenditures.


Donna Conley
Treasurer


Dawn Merchant
Finance Director

**Summary of Fiscal Agent Balances by
Debt Issue**

	<u>Amount</u>
Antioch Public Financing Authority 2003 Water Revenue Bonds	1,116,235
Antioch Public Financing Authority 2002 Lease Revenue Bonds	8,747
Antioch Public Financing Authority 1998 Reassessment Revenue Bonds	5,250,754
Antioch Development Agency 2009 Tax Allocation Bonds	146,021
Antioch Development Agency 2000 Tax Allocation Bonds	83,016
ABAG Lease Revenue Bonds	<u>552,638</u>
	<u><u>\$7,157,412</u></u>



Managed Account Issuer Summary

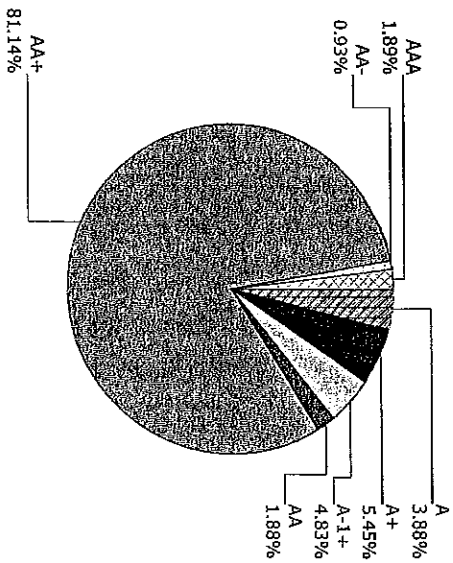
For the Month Ending November 30, 2011

CITY OF ANTIPOH, CA 04380500

Issuer Summary

Credit Quality (S&P Ratings)

Issuer	Market Value of Holdings	Percent
BANK OF NEW YORK	1,066,828.00	1.99
BERKSHIRE HATHAWAY INC	854,575.55	1.59
CATERPILLAR INC	532,565.03	0.99
DEERE & COMPANY	507,891.50	0.95
FANNIE MAE	18,664,109.15	34.73
FEDERAL HOME LOAN BANKS	2,078,454.88	3.87
FREDDIE MAC	11,740,772.82	21.85
GENERAL ELECTRIC CO	2,188,601.88	4.07
IBM CORP	824,066.06	1.53
JOHNSON & JOHNSON	1,013,609.00	1.89
JP MORGAN CHASE & CO	1,041,409.00	1.94
PROCTER & GAMBLE CO	502,163.50	0.93
ROYAL BANK OF CANADA	1,298,902.88	2.42
SAN FRANCISCO CALIF CITY & CNTY (AMBAC)	595,730.60	1.11
TORONTO-DOMINION BANK	1,298,608.31	2.42
UNITED STATES TREASURY	8,068,060.23	15.02
WAL-MART STORES INC	413,296.02	0.77
WELLS FARGO & COMPANY	1,035,009.00	1.93
Total	\$53,724,653.41	100.00%



PFM Asset Management LLC



Managed Account Detail of Securities Held

For the Month Ending November 30, 2011

CITY OF ANIMOGH, CA 04380500

Security Type/Description	Dated Date/Coupon/Maturity	CUSIP	Par	S&P Rating	Moody's Rating	Trade Date	Settle Date	Original Cost	YTM at Cost	Accrued Interest	Amortized Cost	Market Value
U.S. Treasury Bond / Note												
US TREASURY NOTES		912828PW4	450,000.00	AA+	Aaa	03/31/11	03/31/11	449,736.33	0.56	1,176.97	449,837.19	452,197.35
DTD 12/31/2010 0.625%	12/31/2012											
US TREASURY NOTES		912828PR5	2,775,000.00	AA+	Aaa	02/01/11	02/04/11	2,776,409.18	0.60	5,796.96	2,775,828.03	2,789,307.90
DTD 01/31/2011 0.625%	01/31/2013											
US TREASURY NOTES		912828KJ8	3,000,000.00	AA+	Aaa	10/27/11	10/31/11	3,098,085.94	0.39	8,893.44	3,094,660.23	3,101,015.63
DTD 03/31/2009 1.750%	03/31/2014											
US TREASURY NOTES		912828OU7	575,000.00	AA+	Aaa	11/02/11	11/07/11	579,492.19	0.33	1,357.42	579,383.74	579,133.10
DTD 07/15/2011 0.625%	07/15/2014											
US TREASURY NOTES		912828RG7	1,150,000.00	AA+	Aaa	10/12/11	10/14/11	1,140,701.17	0.53	608.17	1,141,118.35	1,146,406.25
DTD 09/15/2011 0.250%	09/15/2014											
Security Type Sub-Total												
												7,950,000.00
Municipal Bond / Note												
SAN FRANCISCO CITY & CNTY GO MUNI NOTES		797646PU4	230,000.00	AA	Aa2	11/10/11	11/30/11	254,994.10	0.68	31.94	254,966.97	254,798.60
DTD 11/30/2011 5.000%	06/15/2014											
SAN FRANCISCO CITY & CNTY GO MUNI NOTES		797646PV2	300,000.00	AA	Aa2	11/10/11	11/30/11	341,313.00	1.03	41.67	341,281.10	340,932.00
DTD 11/30/2011 5.000%	06/15/2015											
Security Type Sub-Total												
												530,000.00
Federal Agency Bond / Note												
FHLMC NOTES		3137EAC6	1,850,000.00	AA+	Aaa	03/25/11	03/28/11	1,846,411.00	0.85	2,428.13	1,847,615.94	1,860,483.95
DTD 02/04/2011 0.750%	03/28/2013											
FHLMC GLOBAL NOTES		3137EAC6	2,135,000.00	AA+	Aaa	03/03/10	03/04/10	2,132,011.00	1.67	4,433.09	2,133,658.43	2,172,676.35
DTD 03/04/2010 1.625%	04/15/2013											
FHLMC GLOBAL REFERENCE NOTES		3137EAB17	575,000.00	AA+	Aaa	03/19/10	03/22/10	604,854.00	1.81	111.81	589,221.94	601,986.48
DTD 03/14/2008 3.500%	05/29/2013											
Security Type Sub-Total												
												596,307.10
												0.88
												73.61
												595,730.60



PFM Asset Management LLC



Managed Account Detail of Securities Held

For the Month Ending November 30, 2011

CITY OF ANTIPOCH, GA 04380500

Security Type/Description	Dated Date/Coupon/Maturity	CUSIP	Par	S&P Rating	Moody's Rating	Trade Date	Settle Date	Original Cost	YTM at Cost	Accrued Interest	Amortized Cost	Market Value
FNMA NOTES	DTD 06/17/2011 0.500% 08/09/2013	3135G0BR3	2,980,000.00	AA+	Aaa	11/16/11	11/17/11	2,983,129.00	0.44	4,635.56	2,983,059.12	2,986,594.74
FNMA NOTES	DTD 07/09/2010 1.250% 08/20/2013	31398AX31	2,500,000.00	AA+	Aaa	03/31/11	03/31/11	2,511,400.00	1.06	8,767.36	2,508,247.38	2,536,182.50
FHLB GLOBAL NOTES	DTD 07/21/2011 0.500% 08/28/2013	313374G61	2,075,000.00	AA+	Aaa	07/20/11	07/21/11	2,072,115.75	0.57	2,680.21	2,072,607.88	2,078,454.88
FNMA NOTES (CALLABLE)	DTD 09/19/2011 0.500% 09/19/2013	3135G0DE0	2,300,000.00	AA+	Aaa	09/01/11	09/19/11	2,300,000.00	0.50	2,300.00	2,300,000.00	2,297,897.80
FANNIE MAE GLOBAL NOTES	DTD 08/06/2010 1.000% 09/23/2013	31398A250	1,825,000.00	AA+	Aaa	03/02/11	03/03/11	1,820,182.00	1.11	3,447.22	1,821,573.91	1,844,306.68
FREDDIE MAC GLOBAL NOTES	DTD 10/20/2011 0.500% 10/15/2013	3134G23H3	1,845,000.00	AA+	Aaa	10/20/11	10/21/11	1,844,372.70	0.52	1,050.63	1,844,407.68	1,841,479.74
FNMA GLOBAL BENCHMARK NOTES	DTD 09/26/2003 4.625% 10/15/2013	31359MTG8	2,775,000.00	AA+	Aaa	07/29/11	08/03/11	3,020,687.40	0.57	16,399.48	2,984,280.59	2,993,722.73
FNMA GLOBAL NOTES	DTD 02/01/2011 1.250% 02/27/2014	3135G0AP8	1,900,000.00	AA+	Aaa	03/17/11	03/18/11	1,903,876.00	1.18	6,201.39	1,902,964.42	1,927,688.70
FNMA GLOBAL NOTES	DTD 02/01/2011 1.250% 02/27/2014	3135G0AP8	3,450,000.00	AA+	Aaa	11/28/11	11/30/11	3,499,990.50	0.50	11,260.42	3,499,929.02	3,500,276.85
FNMA NOTES	DTD 07/18/2011 0.875% 08/28/2014	3135G0BV8	575,000.00	AA+	Aaa	09/29/11	09/30/11	578,588.00	0.66	1,299.74	578,381.08	577,439.15
FHLMC NOTES	DTD 08/12/2011 0.500% 09/19/2014	3134G2Y15	1,600,000.00	AA+	Aaa	09/20/11	09/21/11	1,597,863.68	0.55	1,600.00	1,598,001.47	1,593,587.20
FREDDIE MAC GLOBAL NOTES	DTD 08/05/2011 0.750% 09/22/2014	3134G2WG3	910,000.00	AA+	Aaa	09/28/11	09/30/11	911,820.00	0.68	1,308.13	911,717.39	912,625.35
FREDDIE MAC GLOBAL NOTES	DTD 08/05/2011 0.750% 09/22/2014	3134G2WG3	2,750,000.00	AA+	Aaa	08/30/11	08/31/11	2,764,410.00	0.58	3,953.13	2,763,239.85	2,757,933.75
Security Type Sub-Total			32,045,000.00					32,391,711.03	0.77	71,876.30	32,338,906.10	32,483,336.85

Corporate Note



PRM Asset Management LLC



Managed Account Detail of Securities Held

For the Month Ending November 30, 2011

CITY OF ANTIPOCA, CA - 04380500

Security Type/Description	CUSIP	Par	S&P Rating	Moody's Rating	Trade Date	Settle Date	Original Cost	YTM at Cost	Accrued Interest	Amortized Cost	Market Value
JP MORGAN CHASE & CO (BEAR STEARNS) MTN	073928X73	1,000,000.00	A	Aa3	01/20/11	01/25/11	1,088,430.00	1.15	21,429.17	1,039,850.82	1,041,409.00
GENERAL ELECTRIC CAPITAL CORP (FLOAT) NT	36962GZ49	1,080,000.00	Aa+	Aa2	01/19/10	01/22/10	1,056,457.08	1.22	503.50	1,072,837.41	1,079,531.28
WELLS FARGO & COMPANY GLOBAL SR NOTES	949746NY3	1,000,000.00	A+	A2	01/20/11	01/25/11	1,058,400.00	1.42	14,704.86	1,033,944.34	1,035,009.00
BANK OF NEW YORK MELLON SR NOTES	06406HBK4	1,000,000.00	A+	Aa2	04/05/11	04/08/11	1,086,560.00	1.43	13,381.94	1,063,148.08	1,066,828.00
GENERAL ELECTRIC CAPITAL CORP NOTES	36962G4C4	1,100,000.00	Aa+	Aa2	04/05/11	04/08/11	1,099,494.00	1.89	4,296.88	1,099,629.98	1,109,070.60
JOHN DEERE CAPITAL CORP NOTE	24422ERA9	500,000.00	A	A2	02/28/11	03/03/11	499,505.00	1.63	1,955.56	499,625.67	507,891.50
CATERPILLAR FINANCIAL SE CORP NOTE	14912L4T5	250,000.00	A	A2	03/24/11	04/01/11	250,197.50	1.62	687.50	250,154.41	253,615.75
WAL MART STORES INC. CORP NOTES	93114ZDA8	405,000.00	Aa	Aa2	04/11/11	04/18/11	403,906.50	1.72	840.94	404,128.31	413,296.02
IBM CORP GLOBAL NOTES	459200GW5	815,000.00	A+	Aa3	05/09/11	05/12/11	814,233.90	1.28	537.67	814,372.90	824,066.06
JOHNSON & JOHNSON GLOBAL NOTE	478160AXZ	1,000,000.00	AAA	Aaa	05/17/11	05/20/11	998,830.00	1.24	533.33	999,034.37	1,013,609.00
CATERPILLAR FINANCIAL SE NOTES	14912L4V0	275,000.00	A	A2	05/17/11	05/20/11	274,854.25	1.39	115.54	274,879.59	278,949.28
PROCTER & GAMBLE CO CORP NOTES	742718DU0	500,000.00	Aa	Aa3	08/10/11	08/15/11	497,945.00	0.84	1,030.56	498,144.59	502,163.50
BERKSHIRE HATHAWAY INC (FLOATING) NOTES	084670BA5	850,000.00	Aa+	Aa2	08/10/11	08/15/11	850,000.00	0.98	437.17	850,000.00	854,575.55



PFM Asset Management LLC



Managed Account Detail of Securities Held

For the Month Ending November 30, 2011

CITY OF ANTILOGH, CA - 04380500

Security Type/Description	Dated Date/Coupon/Maturity	CUSIP	Par	Rating	S&P	Moody's	Trade Date	Settle Date	Original Cost	YTM at Cost	Accrued Interest	Amortized Cost	Market Value
---------------------------	----------------------------	-------	-----	--------	-----	---------	------------	-------------	---------------	-------------	------------------	----------------	--------------

Corporate Note

Security Type Sub-Total			9,775,000.00						9,978,513.23	1.36	60,454.62	9,899,750.47	9,980,014.54
-------------------------	--	--	--------------	--	--	--	--	--	--------------	------	-----------	--------------	--------------

Certificate of Deposit

TORONTO DOMINION BANK NY CERT DEPOS		8911214H3	1,300,000.00	A-1		P-1	08/12/11	08/16/11	1,300,000.00	0.45	1,738.75	1,300,000.00	1,298,608.31
ROYAL BANK OF CANADA NY CERT DEPOS		7800917L3	1,300,000.00	A-1+		P-1	08/23/11	08/26/11	1,300,000.00	0.50	1,751.39	1,300,000.00	1,298,902.88
Security Type Sub-Total			2,600,000.00						2,600,000.00	0.48	3,490.14	2,600,000.00	2,597,511.19

Managed Account Sub-Total			52,900,000.00						53,610,956.17	0.83	153,727.63	53,475,732.18	53,724,653.41
---------------------------	--	--	---------------	--	--	--	--	--	---------------	------	------------	---------------	---------------

Securities Sub-Total			\$52,900,000.00						\$53,610,956.17	0.83%	\$153,727.63	\$53,475,732.18	\$53,724,653.41
----------------------	--	--	-----------------	--	--	--	--	--	-----------------	-------	--------------	-----------------	-----------------

Accrued Interest											\$153,727.63		\$153,727.63
------------------	--	--	--	--	--	--	--	--	--	--	--------------	--	--------------

Total Investments													\$53,878,381.04
-------------------	--	--	--	--	--	--	--	--	--	--	--	--	-----------------



PRM Asset Management LLC



Managed Account Security Transactions & Interest

For the Month Ending November 30, 2011

CITY OF ANTIPOCA, CA 04380500

Transaction Type	Settle	Security Description	CUSIP	Par	Principal Proceeds	Accrued Interest	Total	Realized G/L Cost	Realized G/L Amort Cost	Sale Method
BUY	11/02/11	11/07/11 US TREASURY NOTES DTD 07/15/2011 0.625% 07/15/2014	9128280U7	575,000.00	(579,492.19)	(1,123.05)	(580,615.24)			
	11/10/11	11/30/11 SAN FRANCISCO CITY & CNTY GO MUNI NOTES DTD 11/30/2011 5.000% 06/15/2015	797646PU4	230,000.00	(254,994.10)	0.00	(254,994.10)			
	11/10/11	11/30/11 SAN FRANCISCO CITY & CNTY GO MUNI NOTES DTD 11/30/2011 5.000% 06/15/2015	797646PU2	300,000.00	(341,313.00)	0.00	(341,313.00)			
	11/16/11	11/17/11 FINMA NOTES DTD 06/17/2011 0.500% 08/09/2013	3135G0BR3	2,980,000.00	(2,983,129.00)	(4,056.11)	(2,987,185.11)			
	11/28/11	11/30/11 FINMA GLOBAL NOTES DTD 02/01/2011 1.250% 02/27/2014	3135G0AP8	3,450,000.00	(3,489,990.50)	(11,140.63)	(3,511,131.13)			
Transaction Type Sub-Total				7,535,000.00	(7,658,918.79)	(16,319.79)	(7,675,238.58)			
INTEREST										
	11/01/11	11/01/11 MONEY MARKET FUND	MONEY0002	0.00	0.00	0.45	0.45			
	11/01/11	11/01/11 GENERAL ELECTRIC CAPITAL CORP (FLOAT) NT DTD 11/01/2006 0.559% 11/01/2012	369626Z49	1,080,000.00	0.00	1,059.70	1,059.70			
	11/12/11	11/12/11 IBM CORP GLOBAL NOTES DTD 05/12/2011 1.250% 05/12/2014	459200GW5	815,000.00	0.00	5,093.75	5,093.75			
	11/15/11	11/15/11 JOHNSON & JOHNSON GLOBAL NOTE DTD 05/20/2011 1.200% 05/15/2014	478160AX2	1,000,000.00	0.00	5,833.33	5,833.33			
	11/15/11	11/15/11 BERKSHIRE HATHAWAY INC (FLOATING) NOTES DTD 08/15/2011 1.157% 08/15/2014	084670BAS	850,000.00	0.00	2,150.63	2,150.63			
	11/20/11	11/20/11 CATERPILLAR FINANCIAL SE NOTES DTD 05/20/2011 1.375% 05/20/2014	14912L4V0	275,000.00	0.00	1,890.63	1,890.63			
	11/29/11	11/29/11 FLMC GLOBAL REFERENCE NOTES DTD 03/14/2008 3.500% 05/29/2013	3137EABJ7	575,000.00	0.00	10,062.50	10,062.50			



PFM Asset Management LLC



Managed Account Security Transactions & Interest

For the Month Ending November 30, 2011

CITY OF ANTIPOCHI CA 04380500

Transaction Type	Settle	Security Description	CUSIP	Par	Principal Proceeds	Accrued Interest	Total	Realized G/L Cost	Realized G/L Amort Cost	Sale Method
------------------	--------	----------------------	-------	-----	--------------------	------------------	-------	-------------------	-------------------------	-------------

Transaction Type Sub-Total 4,595,000.00 0.00 26,090.99 26,090.99

SELL

11/02/11	11/07/11	HEWLETT PACKARD CO GLOBAL NOTES	428236BK8	575,000.00	576,759.50	3,886.84	580,646.34	1,926.25	1,902.48	SPEC LOT
		DTD 05/31/2011 1.550% 05/30/2014								
11/10/11	11/30/11	FREDDIE MAC GLOBAL NOTES	3134G2WG3	590,000.00	591,150.50	835.83	591,986.33	(29.50)	35.94	SPEC LOT
		DTD 08/05/2011 0.750% 09/22/2014								
11/16/11	11/17/11	FHLMG GLOBAL REFERENCE NOTES	3134A4T7Z	2,750,000.00	2,938,430.00	41,937.50	2,980,367.50	(38,747.50)	25,639.13	SPEC LOT
		DTD 07/18/2003 4.500% 07/15/2013								
11/28/11	11/30/11	US TREASURY NOTES	912828PH7	725,000.00	726,444.34	679.69	727,124.03	2,577.15	2,045.18	SPEC LOT
		DTD 08/31/2010 0.375% 08/31/2012								
11/28/11	11/30/11	FHLB GLOBAL BONDS	3133XUJ00	400,000.00	404,744.00	1,155.56	405,899.56	2,628.00	4,073.08	SPEC LOT
		DTD 09/11/2009 1.625% 09/26/2012								
11/28/11	11/30/11	US TREASURY NOTES	912828PW4	2,250,000.00	2,260,986.33	5,846.64	2,266,832.97	12,304.69	11,802.40	SPEC LOT
		DTD 12/31/2010 0.625% 12/31/2012								
11/30/11	11/30/11	US TREASURY NOTES	912828PW4	25,000.00	25,124.02	64.96	25,188.98	138.67	133.09	SPEC LOT
		DTD 12/31/2010 0.625% 12/31/2012								


Transaction Type Sub-Total 7,315,000.00 7,523,638.69 54,407.02 7,578,045.71 (19,202.24) 45,631.30

Managed Account Sub-Total (135,280.10) 64,178.22 (71,101.88) (19,202.24) 45,631.30

Total Security Transactions (\$135,280.10) \$64,178.22 (\$71,101.88) (\$19,202.24) \$45,631.30



PRM Asset Management LLC



STAFF REPORT TO THE CITY COUNCIL
FOR CONSIDERATION AT THE COUNCIL MEETING OF JANUARY 24, 2012

SUBMITTED BY: Donna Conley, City Treasurer

A handwritten signature in black ink, appearing to be "DC", is written over the printed name "Donna Conley, City Treasurer".

DATE: January 4, 2012

SUBJECT: Treasurer's Report – DECEMBER 2011

RECOMMENDATION: Review and file.


BACKGROUND: City of Antioch's portfolio as of December 2011 is in Compliance with The City's current Investment Policy. Based on the Portfolio as of December 2011 the City of Antioch is able to meet its expenditure requirements for the next six months.

A handwritten mark in black ink, resembling the letter "C", is written above a horizontal line.

1-24-2012


CITY OF ANTIOCH
SUMMARY REPORT ON THE CITY'S INVESTMENTS


DECEMBER 31, 2011



Total of City and Fiscal Agent Investments = \$71,285,879

All City investments are shown above and conform to the City Investment Policy. All investment transactions during this period are included in this report. As Treasurer of the City of Antioch and Finance Director of the City of Antioch, we hereby certify that sufficient investment liquidity and anticipated revenue are available to meet the next six (6) months' estimated expenditures.


Donna Conley
Treasurer


Dawn Merchant
Finance Director

**Summary of Fiscal Agent Balances by
Debt Issue**

	<u>Amount</u>
Antioch Public Financing Authority 2003 Water Revenue Bonds	1,183,671
Antioch Public Financing Authority 2002 Lease Revenue Bonds	965,157
Antioch Public Financing Authority 1998 Reassessment Revenue Bonds	5,250,761
Antioch Development Agency 2009 Tax Allocation Bonds	146,023
Antioch Development Agency 2000 Tax Allocation Bonds	311,708
ABAG Lease Revenue Bonds	<u>562,477</u>
	<u><u>\$8,419,797</u></u>



Managed Account Issuer Summary

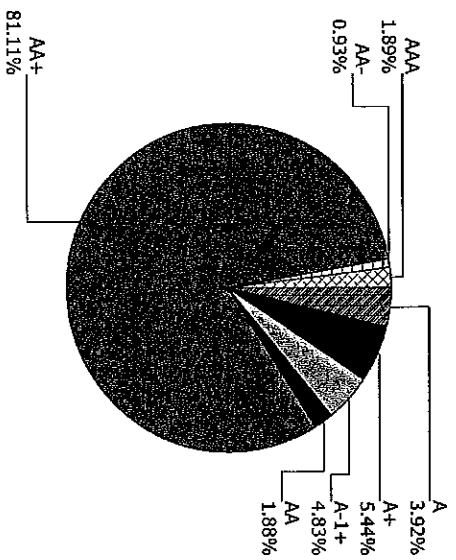
For the Month Ending December 31, 2011

CITY OF ANTHOPEL, GA 04380500

Issuer Summary

Credit Quality (S&P Ratings)

Issuer	Market Value of Holdings	Percent
BANK OF NEW YORK	1,063,966.00	1.98
BERKSHIRE HATHAWAY INC	851,903.15	1.59
CATERPILLAR INC	531,800.48	0.99
DEERE & COMPANY	508,216.00	0.95
FANNIE MAE	18,653,882.51	34.71
FEDERAL HOME LOAN BANKS	2,078,784.80	3.87
FREDDIE MAC	11,742,035.68	21.85
GENERAL ELECTRIC CO	2,193,999.06	4.08
IBM CORP	824,265.74	1.53
JOHNSON & JOHNSON	1,015,433.00	1.89
JP MORGAN CHASE & CO	1,066,446.88	1.98
PROCTER & GAMBLE CO	502,437.00	0.93
ROYAL BANK OF CANADA	1,299,055.54	2.42
SAN FRANCISCO CALIF CITY & CNTY (AMBAC)	597,210.00	1.11
TORONTO-DOMINION BANK	1,298,791.04	2.42
UNITED STATES TREASURY	8,065,433.98	15.01
WAL-MART STORES INC	413,904.74	0.77
WELLS FARGO & COMPANY	1,033,501.00	1.92
Total	\$53,741,066.60	100.00%



PFM Asset Management LLC



CITY OF ANTIPOCA, CA 04380500

Managed Account Detail of Securities Held

For the Month Ending December 31, 2011

Security Type/Description	Dated Date/Coupon/Maturity	CUSIP	Par	S&P Rating	Moody's Rating	Trade Date	Settle Date	Original Cost	YTM at Cost	Accrued Interest	Amortized Cost	Market Value
U.S. Treasury Bond / Note												
US TREASURY NOTES	DTD 12/31/2010 0.625% 12/31/2012	912828PW4	450,000.00	AA+	Aaa	03/31/11	03/31/11	449,736.33	0.66	7.73	449,849.82	452,109.60
US TREASURY NOTES	DTD 01/31/2011 0.625% 01/31/2013	912828PR5	2,775,000.00	AA+	Aaa	02/01/11	02/04/11	2,776,409.18	0.60	7,257.98	2,775,768.43	2,788,550.33
U.S. Treasury Notes												
US TREASURY NOTES	DTD 03/31/2009 1.750% 03/31/2014	912828Q8	3,000,000.00	AA+	Aaa	10/27/11	10/31/11	3,098,085.94	0.39	13,340.16	3,091,234.50	3,098,202.00
US TREASURY NOTES	DTD 07/15/2011 0.625% 07/15/2014	912828OU7	575,000.00	AA+	Aaa	11/02/11	11/07/11	579,492.19	0.33	1,660.16	579,243.67	579,447.05
US Treasury Notes												
US TREASURY NOTES	DTD 09/15/2011 0.250% 09/15/2014	912828RG7	1,150,000.00	AA+	Aaa	10/12/11	10/14/11	1,190,701.12	0.53	853.02	1,141,387.80	1,147,125.00
Security Type Sub-Total												
								7,950,000.00	0.49	23,119.05	8,037,484.22	8,065,433.98
Municipal Bond / Note												
SAN FRANCISCO CITY & CNTY GO MUNI NOTES	DTD 11/30/2011 5.000% 06/15/2014	797646PU4	230,000.00	AA	Aa2	11/10/11	11/30/11	254,994.10	0.68	990.28	254,153.15	254,817.00
SAN FRANCISCO CITY & CNTY GO MUNI NOTES	DTD 11/30/2011 5.000% 06/15/2015	797646PV2	300,000.00	AA	Aa2	11/10/11	11/30/11	341,343.00	1.03	1,291.67	340,324.18	342,393.00
Security Type Sub-Total												
								530,000.00	0.88	2,281.95	594,477.33	597,210.00
Federal Agency Bond / Note												
FHLMC NOTES	DTD 02/04/2011 0.750% 03/28/2013	3137EACS6	1,850,000.00	AA+	Aaa	03/25/11	03/28/11	1,846,411.00	0.85	3,584.38	1,847,765.16	1,860,308.20
FHLMC GLOBAL NOTES	DTD 03/04/2010 1.625% 04/15/2013	3137EAC16	2,135,000.00	AA+	Aaa	03/03/10	03/04/10	2,132,011.00	1.67	7,524.24	2,133,739.15	2,170,876.54
FHLMC GLOBAL REFERENCE NOTES	DTD 03/14/2008 3.500% 05/29/2013	3137EAB17	575,000.00	AA+	Aaa	03/19/10	03/22/10	604,854.00	1.81	1,788.89	588,436.07	600,574.85



PRM Asset Management LLC



CITY OF ANTIPOLO, CALIFORNIA 04380500

Managed Account Detail of Securities Held

For the Month Ending December 31, 2011

Security Type/Description	Dated Date/Coupon/Maturity	CUSIP	Par	S&P Rating	Moody's Rating	Trade Date	Settle Date	Original Cost	YTM at Cost	Accrued Interest	Amortized Cost	Market Value
FNMA NOTES	DTD 06/17/2011 0.500% 08/09/2013	3135G0BR3	2,980,000.00	AA+	Aaa	11/16/11	11/17/11	2,983,129.00	0.44	5,877.22	2,987,999.31	2,987,029.82
FNMA NOTES	DTD 07/09/2010 1.250% 08/20/2013	31398AX31	2,500,000.00	AA+	Aaa	03/31/11	03/31/11	2,511,400.00	1.06	11,371.53	2,507,851.33	2,534,990.00
FILE GLOBAL NOTES	DTD 07/21/2011 0.500% 08/28/2013	313374V61	2,075,000.00	AA+	Aaa	07/20/11	07/21/11	2,072,115.75	0.57	3,544.79	2,072,721.77	2,078,784.80
FNMA NOTES (CALLABLE)	DTD 09/19/2011 0.500% 09/19/2013	3135G0DE0	2,300,000.00	AA+	Aaa	09/01/11	09/19/11	2,300,000.00	0.50	3,258.33	2,300,000.00	2,298,606.20
FANNIE MAE GLOBAL NOTES	DTD 08/06/2010 1.000% 09/23/2013	31398A2S0	1,825,000.00	AA+	Aaa	03/02/11	03/03/11	1,820,182.00	1.11	4,968.06	1,821,730.11	1,843,879.63
FREDDIE MAC GLOBAL NOTES	DTD 10/20/2011 0.500% 10/15/2013	3134G2H3	1,845,000.00	AA+	Aaa	10/20/11	10/21/11	1,844,372.70	0.52	1,819.38	1,844,433.92	1,842,236.19
FNMA GLOBAL BENCHMARK NOTES	DTD 09/28/2003 4.625% 10/15/2013	31359MTG8	2,775,000.00	AA+	Aaa	07/29/11	08/03/11	3,020,687.40	0.57	27,094.79	2,975,007.79	2,984,221.13
FNMA GLOBAL NOTES	DTD 02/01/2011 1.250% 02/27/2014	3135G0AP8	1,900,000.00	AA+	Aaa	03/17/11	03/18/11	1,903,876.00	1.18	8,180.56	1,902,855.53	1,927,470.20
FNMA GLOBAL NOTES	DTD 02/01/2011 1.250% 02/27/2014	3135G0AP8	3,450,000.00	AA+	Aaa	11/28/11	11/30/11	3,499,990.50	0.60	14,854.17	3,498,084.70	3,489,880.10
FNMA NOTES	DTD 07/18/2011 0.875% 08/28/2014	3135G0BY8	575,000.00	AA+	Aaa	09/29/11	09/30/11	578,588.00	0.66	1,719.01	578,279.32	577,805.43
FHLBC NOTES	DTD 08/12/2011 0.500% 09/19/2014	3134G2V15	1,600,000.00	AA+	Aaa	09/20/11	09/21/11	1,597,863.68	0.55	2,266.67	1,598,060.54	1,594,992.00
FREDDIE MAC GLOBAL NOTES	DTD 08/05/2011 0.750% 09/22/2014	3134G2WG3	910,000.00	AA+	Aaa	09/28/11	09/30/11	911,820.00	0.68	1,876.88	911,666.93	913,244.15
FREDDIE MAC GLOBAL NOTES	DTD 08/05/2011 0.750% 09/22/2014	3134G2WG3	2,750,000.00	AA+	Aaa	08/30/11	08/31/11	2,764,410.00	0.58	5,671.88	2,762,849.98	2,759,803.75
Corporate Note			32,045,000.00					32,391,711.03	0.77	105,200.78	32,326,391.11	32,474,702.99



PFM OF AMT/04/15/2011 CA=04380500

Managed Account Detail of Securities Held

For the Month Ending December 31, 2011

Security Type/Description	Dated Date/Coupon/Maturity	CUSIP	Par	S&P Rating	Moody's Rating	Trade Date	Settle Date	Original Cost	YTM at Cost	Accrued Interest	Amortized Cost	Market Value
Corporate Note												
GENERAL ELECTRIC CAPITAL CORP (FLOAT)		369626Z49	1,080,000.00	AA+	Aa2	01/19/10	01/22/10	1,056,457.08	1.22	1,023.78	1,073,493.94	1,080,450.36
NT												
WELLS FARGO & COMPANY GLOBAL SR NOTES		949746NY3	1,000,000.00	A+	A2	01/20/11	01/25/11	1,058,400.00	1.42	18,350.69	1,031,536.09	1,033,501.00
DTD:01/31/2008 4.375% 01/31/2013												
BANK OF NEW YORK MELLON SR NOTES		06406HBK4	1,000,000.00	A+	Aa2	04/05/11	04/08/11	1,086,260.00	1.43	17,652.78	1,060,158.97	1,063,966.00
DTD:08/27/2008 5.125% 08/27/2013												
GENERAL ELECTRIC CAPITAL CORP NOTES		369626Z404	1,100,000.00	AA+	Aa2	04/05/11	04/08/11	1,099,494.00	1.89	6,015.63	1,099,646.92	1,113,548.70
DTD:09/16/2010 1.875% 09/16/2013												
JOHN DEERE CAPITAL CORP NOTE		24422EBA9	500,000.00	A	A2	02/28/11	03/03/11	499,505.00	1.63	2,622.22	499,639.26	508,216.00
DTD:03/03/2011 1.600% 03/03/2014												
CATERPILLAR FINANCIAL SE CORP NOTE		14912LFT5	250,000.00	A	A2	03/24/11	04/01/11	250,197.50	1.62	1,031.25	250,148.99	253,357.75
DTD:06/01/2011 1.650% 04/01/2014												
WAL MART STORES INC. CORP NOTES		93114ZDA8	405,000.00	AA	Aa2	04/11/11	04/18/11	403,906.50	1.72	1,389.38	404,158.38	413,904.74
DTD:04/18/2011 1.625% 04/15/2014												
IBM CORP GLOBAL NOTES		459200GW5	815,000.00	A+	Aa3	05/09/11	05/12/11	814,233.90	1.28	1,386.63	814,393.97	824,265.74
DTD:05/12/2011 1.250% 05/12/2014												
JOHNSON & JOHNSON GLOBAL NOTE		478160AX2	1,000,000.00	AAA	Aaa	05/17/11	05/20/11	998,830.00	1.24	1,533.33	999,066.73	1,015,433.00
DTD:05/20/2011 1.200% 05/15/2014												
CATERPILLAR FINANCIAL SE NOTES		14912LZV0	275,000.00	A	A2	05/17/11	05/20/11	274,854.25	1.39	430.64	274,883.60	278,442.73
DTD:05/20/2011 1.375% 05/20/2014												
JP MORGAN CHASE & CO NOTES		46625HHN3	1,010,000.00	A	Aa3	12/19/11	12/22/11	1,062,853.30	2.43	3,913.75	1,062,325.81	1,066,446.88
DTD:05/18/2009 4.650% 06/01/2014												
PROCTER & GAMBLE CO CORP NOTES		74271BDU0	500,000.00	AA-	Aa3	08/10/11	08/15/11	497,945.00	0.84	1,322.22	498,201.08	502,437.00
DTD:08/15/2011 0.700% 08/15/2014												
BERKSHIRE HATHAWAY INC (FLOATING)		084670BA5	850,000.00	AA+	Aa2	08/10/11	08/15/11	850,000.00	0.98	1,284.19	850,000.00	851,903.15
DTD:08/15/2011 1.157% 08/15/2014												



PFM Asset Management LLC



OPEN @ ANTIPOCH CA# 04380500

Managed Account Detail of Securities Held

For the Month Ending December 31, 2011

Security Type/Description	CUSIP	Par	S&P Rating	Moody's Rating	Trade Date	Settle Date	Original Cost	YTM at Cost	Accrued Interest	Amortized Cost	Market Value
---------------------------	-------	-----	------------	----------------	------------	-------------	---------------	-------------	------------------	----------------	--------------

Certificate of Deposit

TORONTO DOMINION BANK NY CERT DEPOS	89112Y4H3	1,300,000.00	A-1+	P-1	08/12/11	08/16/11	1,300,000.00	0.45	2,242.50	1,300,000.00	1,298,791.04
DTD:08/16/2011 0.450% 08/13/2012											
ROYAL BANK OF CANADA NY CERT DEPOS	7800917L3	1,300,000.00	A-1+	P-1	08/23/11	08/26/11	1,300,000.00	0.50	2,311.11	1,300,000.00	1,299,055.54
DTD:08/26/2011 0.500% 08/24/2012											

Security Type Sub-Total		2,600,000.00					2,600,000.00	0.48	4,553.61	2,600,000.00	2,597,846.58
Managed Account Sub-Total		52,910,000.00					53,585,379.47	0.85	193,111.88	53,476,006.40	53,741,066.60
Securities Sub-Total		\$52,910,000.00					\$53,585,379.47	0.85%	\$193,111.88	\$53,476,006.40	\$53,741,066.60
Accrued Interest											\$193,111.88
Total Investments											\$53,934,178.48



PFM Asset Management LLC



Managed Account Security Transactions & Interest

For the Month Ending December 31, 2011


OF ANTIOTE CA 04380500

Transaction Type	Settle	Security Description	CUSIP	Par	Principal Proceeds	Accrued Interest	Total	Realized G/L Cost	Realized G/L Amort Cost	Sale Method
BUY										
12/19/11	12/22/11	JP MORGAN CHASE & CO NOTES	46625HVN3	1,010,000.00	(1,062,853.30)	(2,739.63)	(1,065,592.93)			
		DTD 05/18/2009 4.650% 06/01/2014								
Transaction Type Sub-Total				1,010,000.00	(1,062,853.30)	(2,739.63)	(1,065,592.93)			
INTEREST										
12/01/11	12/01/11	MONEY MARKET FUND	MONEY0002	0.00	0.00	0.29	0.29			
12/31/11	12/31/11	US TREASURY NOTES	912828PW4	450,000.00	0.00	1,406.25	1,406.25			
		DTD 12/31/2010 0.625% 12/31/2012								
Transaction Type Sub-Total				450,000.00	0.00	1,406.54	1,406.54			
SELL										
12/19/11	12/22/11	JP MORGAN CHASE & CO (BEAR STEARNS) MTN	073928X73	1,000,000.00	1,038,920.00	25,483.33	1,064,403.33	(49,510.00)		2,416.23
		DTD 08/10/2007 6.950% 08/10/2012								
Transaction Type Sub-Total				1,000,000.00	1,038,920.00	25,483.33	1,064,403.33	(49,510.00)		2,416.23
Managed Account Sub-Total					(23,933.30)	24,150.24	216.94	(49,510.00)		2,416.23
Total Security Transactions					(\$23,933.30)	\$24,150.24	\$216.94	(\$49,510.00)		\$2,416.23



PFM Asset Management LLC

**STAFF REPORT TO THE ANTIOCH CITY COUNCIL FOR CONSIDERATION
AT THE COUNCIL MEETING OF JANUARY 24, 2012**

Prepared by: Jim Jakel, City Manager 
Date: January 11, 2012
Subject: Request for Training – Contra Costa Council

RECOMMENDATION

Motion to approve training for Council Member Gary S. Agopian.


BACKGROUND

Council Member Agopian has expressed an interest in attending the 26th Annual CCUSA 2012 Business Conference. The program is being held in Concord. A brochure outlining the session is attached as background.

D
1-24-12




Save the Date CCUSA 2012



Thursday, January 26, 2012
Concord Hilton Hotel

8:00 a.m. **Registration**
Networking and View Exhibits

9:00 a.m. **A Vision for the Bay Area**
John King, Urban Design Critic, S.F. Chronicle



Morning Panels:

Sustainable Communities Strategy for the Bay Area

- Amy Worth, Vice-Chair, Metropolitan Transportation Commission
 - Paul Campos, Building Industry Association
 - Catherine Kutsuris, Director, Department of Conservation & Development, Contra Costa County
- Moderator: Andrew Sabey, Cox Castle & Nicholson, LLP

Balanced & Sustainable Growth in Contra Costa County: A Path Forward

- The Milken Institute presenter
- Mr. Gary Craft, Craft Consulting
- Mr. William (Bill) Lindsay, City Manager, Richmond
- Mr. Ken Nordhoff, City Manager, Walnut Creek



12:30 p.m. Luncheon
Lunch Keynote Speaker:
Mark Baldassare, PhD., President & CEO,
Public Policy Institute of California

2:00 p.m. **Adjourned** for the afternoon
5:30 p.m. **Reconvene & Reception**



7:00 p.m. **Dinner & Keynote Address:**

Mistress of Ceremonies

Ann Notarangelo, KPIX Channel 5 News

Keynote Address

Nina Totenberg, NPR Legal Affairs Correspondent



FAX TO: 925.674.1654

CCUSA 2012—Registration

Reservations and payment required by Monday, January 23, 2012

FAX or mail reservation form with payment to the address below with Check,
Visa/MasterCard/American Express information

SORRY, NO CANCELLATIONS ACCEPTED, but substitutions are allowed!

Member fee—\$175 Full Day / \$125 Day Program Only / \$125 Dinner Only

Non-Member fee—\$225 Full Day* / \$150 Day Program Only / \$150 Dinner Only

*(1st year membership included for individuals, non-profit organizations and small business.)

Name(s) _____ Firm _____

Name(s) _____ Firm _____

Name(s) _____ Firm _____

Email _____ Telephone (____) _____

Council Member or Non-Member Please make reservations for ____ people.

Total Amount Due \$ _____

Visa

MasterCard

American Express

Card # _____ Expiration Date ____/____/____

Card Billing Address: _____

City: _____ State: _____ Zip Code: _____

Authorized Signature: _____

FAX TO: 925.674.1654

Mail to: Contra Costa Council • 1355 Willow Way, #253 • Concord, CA 94520 -5755

**STAFF REPORT TO THE MAYOR AND CITY COUNCIL
FOR CONSIDERATION AT THE MEETING OF JANUARY 24, 2012**

PREPARED BY: Scott Buenting, Associate Engineer
REVIEWED BY: Phil Harrington, Director of Capital Improvements/Water Rights
DATE: January 12, 2012
SUBJECT: Resolution Accepting Work and Authorizing the Director of Capital Improvements to File a Notice of Completion for the Downtown Trunk Sewer Improvements, Phase 3 (P.W. 514-S3)

RECOMMENDATION

It is recommended that the City Council adopt the attached resolution accepting work, directing the Director of Capital Improvements to file a Notice of Completion and authorizing the Director of Finance to make a retention payment of \$20,000.00 to be paid 35 days after recordation of the Notice of Completion.

BACKGROUND INFORMATION

On October 12, 2010, the City Council awarded a contract to J.W. Ebert Corp. of San Jose in the amount of \$815,780.00 to perform the final phase of improvements to the downtown sewer trunk line. The contract included slip lining the existing sanitary sewer along West Second Street, between 'D' and 'L' Streets, rehabilitating and installing manholes along the pipeline and constructing a new siphon structure near 'J' Street.

On May 24, 2011, the City Council amended the contract with J.W. Ebert Corp. to include additional work required to rehabilitate the sewer trunk line in the amount of \$275,000.00. The Contractor furnished and installed a high density polyethylene pipe slip liner in lieu of polyvinyl chloride pipe in areas of the sewer line that consisted of pipe of a smaller diameter than the pipe shown on the "as built" plans, removed additional concrete prohibiting the installation of the siphon structure and realigned portions of new sewer main due to conflicts with previously unknown obstructions.

On December 15, 2011 the contractor completed all work associated with this project. Completion of the project was significantly delayed by the need to obtain a nonstandard sized slip lining pipe. One of the last phases of work to be completed was the grouting of the annular space between the outside of the slip lining pipe and the inside of the existing sewer main. During this operation, it was discovered that a large amount of grout had entered the system through a hole in the slip liner pipe. The damaged portion of pipe was repaired by the contractor. City staff is working to resolve the contractor's claim for additional compensation for this work. The City Attorney has advised staff to finalize the original contract with J.W. Ebert Corp. and address the contractor's claim as a separate issue.

FINANCIAL IMPACT

The final contract price for this project is \$1,052,471.21. Funding for this project is provided by the Sewer Enterprise Fund.

OPTIONS

No options are suggested at this time.

ATTACHMENTS

- A: Resolution Accepting Work
- B: Notice of Completion

RESOLUTION NO. 2012/**

**RESOLUTION ACCEPTING WORK AND DIRECTING
THE DIRECTOR OF CAPITAL IMPROVEMENTS
TO FILE A NOTICE OF COMPLETION AND AUTHORIZING FINAL
PAYMENT TO J.W. EBERT CORP.
FOR THE DOWNTOWN TRUNK SEWER IMPROVEMENTS, PHASE 3
(P.W. 514-S3)**

WHEREAS, the Director of Capital Improvements, has certified the completion of all work provided to be done under and pursuant to the contract between the City of Antioch and J.W. Ebert Corp. and;

WHEREAS, it appears to the satisfaction of this City Council that said work under said contract has been fully completed and done as provided in said contract and the plans and specifications therein referred to;

NOW, THEREFORE, BE IT RESOLVED by the City Council of the City of Antioch, that:

1. The above-described work is hereby accepted.
2. The Director of Capital Improvements is directed to execute and file for record with the County Recorder, County of Contra Costa, a Notice of Completion thereof.
3. The Director of Finance is hereby directed to pay the Contractor a retention payment of \$20,000.00 to be paid 35 days after recordation of the Notice of Completion.

* * * * *

I HEREBY CERTIFY that the foregoing resolution was passed and adopted by the City Council of the City of Antioch at a regular meeting thereof held on the 24th day of January, 2012 by the following vote:

AYES:

NOES:

ABSENT:

DENISE SKAGGS, City Clerk

Recorded at the request
of and for the benefit
of the City of Antioch

When recorded, return
to City of Antioch
Capital Improvements Department
P.O. Box 5007
Antioch, CA 94531-5007

NOTICE OF COMPLETION

FOR

DOWNTOWN TRUNK SEWER IMPROVEMENTS, PHASE 3 IN THE CITY OF ANTIOCH (P.W. 514-S3)

NOTICE IS HEREBY GIVEN that the work and improvements hereinafter described, the contract for which was entered into by and between the City of Antioch and J.W. Ebert Corp. was completed on December 15, 2011.

The surety for said project was North American Specialty Insurance Company.

The subject project consisted of sewer improvements on West Second Street from 'D' Street to 'L' Street, in the City of Antioch, California.

**THE UNDERSIGNED STATES UNDER PENALTY OF
PERJURY THAT THE ABOVE IS TRUE AND CORRECT**

Date

Director of Capital Improvements

**STAFF REPORT TO THE MAYOR AND CITY COUNCIL
FOR CONSIDERATION AT THE MEETING OF JANUARY 24, 2012**

PREPARED BY: Scott Buenting, Associate Engineer

REVIEWED BY: Phillip L. Harrington, Director of Capital Improvements/Water Rights

DATE: January 17, 2012

SUBJECT: Consideration of Bids for the Community Development Block Grant,
Downtown Roadway Pavement Rehabilitation, Phase 5 (P.W. 678-5)

RECOMMENDATION

It is recommended City Council award the project to the low bidder, MCK Services, Inc. of Concord in the amount of the unit prices bid.

BACKGROUND INFORMATION

On January 17, 2012, nine (9) bids were received and opened as shown on the attached tabulation. The low bid was submitted by MCK Services, Inc. of Concord in the amount of \$194,999.00. The bids have been checked and found to be without any errors or omissions.

This project will remove and replace the asphalt concrete over the full width of the roadway of West Ninth Street from 'H' Street to 'L' Street and install twelve (12) handicapped accessible ramps. Deteriorating, damaged and uneven concrete adjacent to the roadway will be replaced and modifications to storm drainage facilities will be performed.

FINANCIAL IMPACT

The 2011-2012 Capital Improvement Budget includes funding from the Community Development Block Grant program for this project. **The Engineer's estimate is \$220,000.**

OPTIONS

None considered at this time.

ATTACHMENTS

A: Tabulation of Bids

SB/lm

1-24-12

**CITY OF ANTIOCH
TABULATION OF BIDS**

JOB TITLE: CDBG, Downtown Roadway Pavement Rehabilitation, Phase 5
(P.W. 678-5)

BIDS OPENED: January 17, 2012 ~ 2:00 p.m.
City Council Chambers

	Engineer's Estimate	MCK Services, Inc. Concord	Knife River Construction Stockton	Grade Tech Inc. Castro Valley	Bay Cities Paving & Grading, Inc. Concord	Ghilotti Construction Co. Santa Rosa
TOTAL BID PRICE	\$220,000.00	\$194,999.00	\$230,569.00	\$232,850.00	\$236,110.88	\$244,152.00

<i>MCK Services, Inc.</i>	<i>Knife River Construction</i>	<i>Grade Tech, Inc.</i>	<i>Bay Cities Paving & Grading</i>	<i>Ghilotti Construction Co.</i>
<u>Paving Fabric</u> Telfer <u>Striping</u> Bayside Stripe & Seal	<u>Paving Fabric</u> Telfer <u>Striping</u> Chrisp Co.	<u>Concrete</u> R.E. Maher <u>Striping</u> Centerline Striping <u>Paving Fabric</u> Telfer	<u>Concrete</u> FBIS Vanguard Construction <u>Striping</u> Chrisp Co. <u>Adjust Frame & Cover</u> El Camino Paving <u>Paving Mat</u> Kents Oil Service	<u>Paving Mat</u> Kents Oil Service <u>Striping</u> Chrisp Co.

**CITY OF ANTIOCH
TABULATION OF BIDS**

JOB TITLE: CDBG Downtown Roadway Pavement Rehabilitation, Phase 5
(P.W. 678-5)

BIDS OPENED: January 17, 2012 ~ 2:00 p.m.
City Council Chambers

	Engineer's Estimate	Redgwick Construction Co. Newark	Galedrige Construction, Inc. Alviso	Vintage Paving Co., Inc. Winters	Ghilotti Bros., Inc. San Rafael	
TOTAL BID PRICE	\$220,000.00	\$246,553.00	\$255,417.00	\$256,217.00	\$268,003.00	

<i>Redgwick Construction Co.</i>	<i>Galedrige Construction, Inc.</i>	<i>Vintage Paving Co.</i>	<i>Ghilotti Bros. Inc.</i>	
<u>Paving Mat</u> Kents Oil Service <u>Striping</u> Chrisp Co. <u>Milling</u> ABSL Construction <u>Paving Mat</u> Kents Oil Service	<u>Paving Fabric</u> Telfer <u>Striping</u> Chrisp Co. <u>Concrete</u> Wayne E. Swisher Cement	<u>Concrete</u> Vanguard Construction <u>Striping</u> Chrisp Co. <u>Cold Plane</u> Anrak Corp. <u>Paving Mat</u> Kents Oil Service	<u>Paving Fabric</u> Telfer <u>Striping</u> Chrisp Co.	

**STAFF REPORT TO THE MAYOR AND CITY COUNCIL
FOR CONSIDERATION AT THE MEETING OF JANUARY 24, 2012**

PREPARED BY: Ahmed Abu-Aly, Associate Engineer
FROM: Phillip L. Harrington, Director of Capital Improvements/Water Rights
DATE: January 17, 2012
SUBJECT: Consideration of Bids for the San Jose Drive Pavement Rehabilitation
(P.W. 392-27)

RECOMMENDATION

It is recommended City Council award the project to the low bidder, Redgwick Construction Co. Inc. of Newark, in the amount of \$111,111.00.

BACKGROUND INFORMATION

The Capital Improvement Program includes this project to remove and replace the existing pavement section on San Jose Drive north of Delta Fair Boulevard and to upgrade the handicap ramps to meet the current ADA standards.

On January 17, 2012, eleven (11) bids were received and opened as shown on the attached tabulation. The low bid was submitted by Redgwick Construction Co. Inc. of Newark, in the amount of \$111,111.00. The bids have been checked and found to be without any errors or omissions.

FINANCIAL IMPACT

The Capital Improvements Program budget includes funding from the City's Gas Tax allocations for the San Jose Drive Roadway Rehabilitation Project.

OPTIONS

None considered at this time.

ATTACHMENTS

A: Tabulation of Bids

CITY OF ANTIOCH
TABULATION OF BIDS

JOB TITLE: San Jose Drive Pavement Rehabilitation
(P.W. 392-27)

BIDS OPENED: January 17, 2012 ~ 2:00 p.m.
City Council Chambers

	Engineer's Estimate	Redgwick Construction Co. Newark	Bay Cities Paving & Grading Concord	MCK Services, Inc. Concord	Knife River Construction Stockton	G & S Paving Oakley
TOTAL BID PRICE	\$175,000.00	\$111,111.00	\$113,818.10	\$120,666.00	\$126,600.00	\$129,378.50

<i>Redgwick Construction Co.</i>	<i>Bay Cities Paving & Grading</i>	<i>MCK Services, Inc.</i>	<i>Knife River Construction</i>	<i>G & S Paving</i>
<u>Concrete</u> Murga Strange & Chalmers <u>Striping</u> Bayside Stripe & Seal	<u>Concrete</u> Murga Strange & Chalmers <u>Striping</u> Bayside Stripe & Seal <u>Adjust Utilities</u> El Camino Paving	<u>Adjust Utilities</u> El Camino Paving <u>Striping</u> Bayside Stripe & Seal	<u>Striping</u> Bayside Stripe & Seal	<u>Concrete</u> Breneman, Inc. <u>Striping</u> Sierra Traffic Markings, Inc. <u>Adjust Facilities</u> El Camino Paving <u>Grinding</u> Delta Grinding Co. <u>Water Pollution Control Plan</u> Verux Project Solutions

**CITY OF ANTIOCH
TABULATION OF BIDS**

**JOB TITLE: San Jose Drive Pavement Rehabilitation
(P.W. 392-27)**

**BIDS OPENED: January 17, 2012 ~ 2:00 p.m.
City Council Chambers**

	Engineer's Estimate	Galedrige Construction, Inc. Alviso	Ghilotti Construction Company Santa Rosa	RGW Construction, Inc. Livermore	Ghilotti Bros., Inc. San Rafael	Vintage Paving Co., Inc. Winters
TOTAL BID PRICE	\$175,000.00	\$129,683.00	\$137,378.00	\$141,214.00	\$148,572.00	\$149,295.00

<i>Galedrige Construction, Inc.</i>	<i>Ghilotti Construction Co.</i>	<i>RGW Construction, Inc.</i>	<i>Ghilotti Bros. Inc.</i>	<i>Vintage Paving Co.</i>
<u>Concrete</u> Wayne E. Swisher Cement <u>Striping</u> Bayside Stripe & Seal	<u>Striping</u> Bayside Stripe & Seal	<u>Concrete</u> Murga Strange & Chalmers <u>Striping</u> Sierra Traffic Markings, Inc.	<u>Striping</u> Bayside Stripe & Seal	<u>Striping</u> Sierra Traffic Markings, Inc. <u>Cold Plane</u> Anrak Corp. <u>Concrete</u> NorCal Concrete

**CITY OF ANTIOCH
TABULATION OF BIDS**

JOB TITLE: San Jose Drive Pavement Rehabilitation
(P.W. 392-27)

BIDS OPENED: January 17, 2012 ~ 2:00 p.m.
City Council Chambers

	Engineer's Estimate	Alaniz Construction, Inc. Fremont				
TOTAL BID PRICE	\$175,000.00	\$156,465.00				

<i>Alaniz Construction, Inc.</i>				
<u>Grinding</u> Delta Grinding Co. <u>Striping</u> Bayside Stripe & Seal <u>Street Sweeping</u> Statewide Sweeping				

**STAFF REPORT TO THE MAYOR AND CITY COUNCIL
FOR CONSIDERATION AT THE MEETING OF JANUARY 24, 2012**

PREPARED BY: Scott Buenting, Associate Engineer

REVIEWED BY: Phil Harrington, Director of Capital Improvements/Water Rights

DATE: January 18, 2012

SUBJECT: Resolution Accepting Work and Authorizing the Director of Capital Improvements to File a Notice of Completion for the Water Main Replacement on North Lake Drive and North Lake Circle (P.W. 503-12)

RECOMMENDATION

It is recommended that the City Council adopt the attached resolution accepting work, directing the Director of Capital Improvements to file a Notice of Completion and authorizing the Director of Finance to make a final payment of \$78,307.65 plus retention of \$17,806.23 to be paid 35 days after recordation of the Notice of Completion.

BACKGROUND INFORMATION

On September 13, 2011, the City Council awarded a contract to D.R. Lemings Construction in the amount of \$319,840.00. The project focused on replacing the aging domestic water facilities on North Lake Drive and North Lake Circle and rehabilitate areas of the roadway that had been damaged by previous water main failures.

On January 18, 2012 the contractor completed all work associated with this project.

FINANCIAL IMPACT

The final contract price for this project is \$356,124.66. The final contract price varies from the amount awarded predominately due to additional repairs of the roadway and adjacent concrete curb, gutter and sidewalk that was damaged by multiple failures of the existing water facilities. Funding for this project was provided through the Water Line Expansion Fund.

OPTIONS

No options are suggested at this time.

ATTACHMENTS

A: Resolution Accepting Work
B: Notice of Completion

RESOLUTION NO. 2012/**

**RESOLUTION ACCEPTING WORK AND DIRECTING
THE DIRECTOR OF CAPITAL IMPROVEMENTS
TO FILE A NOTICE OF COMPLETION AND AUTHORIZING FINAL
PAYMENT TO D.R. LEMINGS CONSTRUCTION
FOR THE WATER MAIN REPLACEMENT ON
NORTH LAKE DRIVE AND NORTH LAKE CIRCLE
(P.W. 503-12)**

WHEREAS, the Director of Capital Improvements, has certified the completion of all work provided to be done under and pursuant to the contract between the City of Antioch and D.R. Lemings Construction and;

WHEREAS, it appears to the satisfaction of this City Council that said work under said contract has been fully completed and done as provided in said contract and the plans and specifications therein referred to;

NOW, THEREFORE, BE IT RESOLVED by the City Council of the City of Antioch, that:

1. The above-described work is hereby accepted.
2. The Director of Capital Improvements is directed to execute and file for record with the County Recorder, County of Contra Costa, a Notice of Completion thereof.
3. The Director of Finance is hereby directed to pay the Contractor a final payment in the amount of \$78,307.65 plus retention of \$17,806.23 to be paid 35 days after recordation of the Notice of Completion.

* * * * *

I HEREBY CERTIFY that the foregoing resolution was passed and adopted by the City Council of the City of Antioch at a regular meeting thereof held on the 24th day of January, 2012 by the following vote:

AYES:

NOES:

ABSENT:

DENISE SKAGGS, City Clerk

Recorded at the request
of and for the benefit
of the City of Antioch

When recorded, return
to City of Antioch
Capital Improvements Department
P.O. Box 5007
Antioch, CA 94531-5007

NOTICE OF COMPLETION

FOR

WATER MAIN REPLACEMENT ON NORTH LAKE DRIVE AND NORTH LAKE CIRCLE IN THE CITY OF ANTIOCH (P.W. 503-12)

NOTICE IS HEREBY GIVEN that the work and improvements hereinafter described, the contract for which was entered into by and between the City of Antioch and D.R. Lemings Construction was completed on January 18, 2012.

The surety for said project was SureTec Insurance Company.

The subject project consisted of installing domestic water facilities on North Lake Drive, North Lake Circle and East Lake Drive in the City of Antioch, California.

**THE UNDERSIGNED STATES UNDER PENALTY OF
PERJURY THAT THE ABOVE IS TRUE AND CORRECT**

Date

Director of Capital Improvements

**STAFF REPORT TO THE ANTIOCH CITY COUNCIL
FOR CONSIDERATION AT THE COUNCIL MEETING OF JANUARY 24, 2012**

BY: Dawn Merchant, Finance Director

DATE: January 17, 2012

SUBJECT: City of Antioch - Comprehensive Annual Financial Report for the Fiscal Year Ended June 30, 2011

Recommendation

Receive and file the following:

1. Comprehensive Annual Financial Report For The Fiscal Year Ended June 30, 2011.

Background

As required by State law, the City must publish a complete set of financial statements at the close of each fiscal year audited by a firm of licensed certified public accountants. This year's comprehensive annual financial report was audited by Caporicci & Larson Inc., A Subsidiary of Marcum LLP, Certified Public Accountants.

As stated in the Independent Auditor's Report, the financial statements present fairly, in all material respects, the respective financial position of the governmental activities, the business-type activities, each major fund, and the aggregate remaining fund information of the City of Antioch, as of June 30, 2011, and the respective changes in financial position and cash flows, where applicable, in conformity with generally accepted accounting principles.

Report to Management

Along with auditing the City's books, the auditors evaluate the financial system's internal accounting controls and structure as required by generally accepted auditing standards. There were no recommendations for improvement for Fiscal Year 2011.

Attachment: Comprehensive Annual Financial Report
For The Fiscal Year Ended June 30, 2011

City of Antioch, California

**Comprehensive Annual
Financial Report**



**For the Fiscal Year Ended
June 30, 2011**

CITY OF ANTIOCH, CALIFORNIA

Comprehensive Annual Financial Report

For the Fiscal Year Ended

June 30, 2011

Prepared By

Department of Finance

City of Antioch Comprehensive Annual Financial Report

Table of Contents

	<u>Page</u>
<u>INTRODUCTORY SECTION</u>	
Letter of Transmittal	i
Elected Officials and Administrative Personnel	v
Organization of City Governments.....	vi
Location/Area Map.....	vii
GFOA Certificate of Achievement for Excellence in Financial Reporting.....	viii
<u>FINANCIAL SECTION</u>	
Independent Auditors' Report	1
Management Discussion and Analysis	3
Basic Financial Statements:	
Government – Wide Financial Statements:	
Statement of Net Assets	15
Statement of Activities	16
Major Governmental Funds:	
<i>Governmental Fund Financial Statements:</i>	
Balance Sheet	22
Reconciliation of the Governmental Funds Balance Sheet to the Government –Wide Statement of Net Assets	25
Statement of Revenues, Expenditures and Changes in Fund Balances and Changes in Fund Balances	26
Reconciliation of the Statement of Revenues, Expenditures and Changes in Fund Balances of Governmental Funds to the Government- Wide Statement of Activities - Governmental Funds.....	28
<i>Proprietary Fund Financial Statements:</i>	
Statement of Net Assets.....	31
Statement of Revenues, Expenses and Changes in Net Assets	32
Statement of Cash Flows	34
<i>Fiduciary Fund Financial Statements:</i>	
Statement of Fiduciary Funds Assets and Liabilities.....	36
Notes to Basic Financial Statements	37
Required Supplemental Information	73

City of Antioch

Comprehensive Annual Financial Report

Table of Contents, Continued


	<u>Page</u>
<u>SUPPLEMENTAL INFORMATION:</u>	
<i>Budgetary Comparison Schedule:</i>	
Low & Moderate Income Housing Fund–Major Fund	85
ADA Project Area #1 Capital Project Fund – Major Fund.....	86
<i>Non-Major Governmental Funds:</i>	
Combining Balance Sheet	87
Combining Statement of Revenues, Expenditures and Changes in Fund Balances.....	88
<i>Non-Major Special Revenue Funds:</i>	
Combining Balance Sheet	92
Combining Statement of Revenues, Expenditures and Changes in Fund Balances.....	96
<i>Budgetary Comparison Schedule:</i>	
Delta Fair Property Special Revenue Fund.....	100
Recreation Programs Special Revenue Fund.....	101
Animal Control Special Revenue Fund	102
Gas Tax Special Revenue Fund	103
Civic Arts Special Revenue Fund.....	104
Park in Lieu Special Revenue Fund.....	105
Senior Bus Special Revenue Fund	106
Abandoned Vehicle Special Revenue Fund.....	107
Traffic Signal Fee Special Revenue Fund.....	108
Assets Forfeitures Special Revenue Fund.....	109
Measure C Growth Management Program Special Revenue Fund.....	110
Child Care Special Revenue Fund.....	111
Tidelands Assembly Bill-1900 Special Revenue Fund	112
Lighting & Landscape District Special Revenue Fund	113
Park 1A Maintenance District Special Revenue Fund	114
Solid Waste Reduction AB 939 Special Revenue Fund	115
Pollution Elimination Special Revenue Fund	116
Auxiliary Property Special Revenue Fund.....	117
Supplemental Law Enforcement Special Revenue Fund.....	118
Local Law Enforcement Block Grant Special Revenue Fund	119
Street Impact Special Revenue Fund	120
Traffic Safety Special Revenue Fund.....	121
PEG Franchise Fee Special Revenue Fund	122
<i>Non-Major Debt Service Funds:</i>	
Combining Balance Sheet	124
Combining Statement of Revenues, Expenditures and Changes in Fund Balances	125

City of Antioch Comprehensive Annual Financial Report

Table of Contents, Continued

	<u>Page</u>
<u>SUPPLEMENTAL INFORMATION, CONTINUED:</u>	
<i>Non-Major Capital Projects Funds:</i>	
Combining Balance Sheet	128
Combining Statement of Revenues, Expenditures and Changes in Fund Balances	130
<i>Budgetary Comparison Schedule:</i>	
Capital Improvement Capital Projects Fund.....	133
ADA Project Area #2 Capital Projects Fund.....	134
ADA Project Area #3 Capital Projects Fund.....	135
ADA Project Area #4 Capital Projects Fund.....	136
ADA Project Area #4.1 Capital Projects Fund.....	137
Prewett Community Park Capital Projects Fund.....	138
Hillcrest District #26 Capital Projects Fund	139
Lone Diamond Capital Projects Fund	140
Hillcrest Bridge District Capital Projects Fund.....	141
Residential Development Allocation Capital Projects Fund	142
<i>Internal Service Funds:</i>	
Combining Statement of Net Assets.....	144
Combining Statement of Revenues, Expenses and Changes in Net Assets	146
Combining Statement of Cash Flows	148
<i>Agency Funds:</i>	
Combining Statement of Changes in Assets and Liabilities	152
<u>STATISTICAL SECTION (Unaudited)</u>	
Net Assets by Component – Last Ten Fiscal Years	156
Changes in Net Assets – Last Ten Fiscal Years	157
Fund Balances of Governmental Funds – Last Ten Fiscal Years	159
Changes in Fund Balances of Governmental Funds – Last Ten Fiscal Years.....	160
Governmental Activities Tax Revenues by Source – Last Ten Fiscal Years	161
Assessed Value and Estimated Actual Value of Taxable Property – Last Ten Fiscal Years	162
Principal Property Taxpayers FY 2010-11 Compared to FY 2001-02.....	163
Property Tax Rates	164
Property Tax Levies and Collections – Last Ten Fiscal Years	165
Ratios of Outstanding Debt by Type – Last Ten Fiscal Years	166
Ratios of General Bonded Debt Outstanding	167
Legal Debt Margin Information – Last Ten Fiscal Years	168
Pledged-Revenue Coverage – Last Ten Fiscal Years	169
Direct and Overlapping Debt.....	170
Demographic and Economic Statistics – Last Ten Fiscal Years	171
Principal Employers – Current Year and Nine Years Ago	172
Operating Indicators by Function – Last Ten Fiscal Years.....	173
Full Time City Employees by Function – Last Seven Fiscal Years	174
Capital Asset Statistics by Function – Last Ten Fiscal Years.....	175
Report on Internal Control over Financial Reporting and on Compliance and Other Matters Based on an Audit of Financial Statements Performed in Accordance with Government Auditing Standards	
	177

This page intentionally left blank.



Office of the City Manager
P.O. Box 5007, Antioch, CA 94531-5007

Phone 925.779-7011
Fax 925.779-7054

December 15, 2011

To the Honorable Mayor, Members of the City Council, and Citizens of the City of Antioch:

State law requires that every general-purpose local government publish within six months of the close of each fiscal year a complete set of audited financial statements. This report is published to fulfill that requirement for the fiscal year ended June 30, 2011.

Management assumes full responsibility for the completeness and reliability of the information contained in this report, based upon a comprehensive framework of internal control that it has established for this purpose. Because the cost of internal control should not exceed anticipated benefits, the objective is to provide reasonable, rather than absolute, assurance that the financial statements are free of any material misstatements.

Caporicci & Larson, Certified Public Accountants, have issued an unqualified (“clean”) opinion on the City of Antioch’s financial statements for the year ended June 30, 2011. The independent auditor’s report is presented as the first component of the financial section of this report.

Management’s discussion and analysis (MD&A) immediately follows the independent auditor’s report and provides a narrative introduction, overview, and analysis of the basic financial statements. MD&A complements this letter of transmittal and should be read in conjunction with it.

Profile of the Government

The City of Antioch, incorporated in 1872, is located in the western part of the state and is the third largest city in Contra Costa County. California State Highway 4, connecting San Francisco-Oakland with Stockton and Central Valley points, bisects the City. Connecting with this freeway east of Antioch is State Highway 160, running north to Sacramento, across the Nejedly Bridge, offering access to Solano County and the Sacramento area. The City of Antioch currently occupies a land area of approximately 29 square miles and serves a population of about 103,054 residents. The City of Antioch receives property taxes levied on real and personal properties located within its boundaries. It also is empowered by state statute to extend its corporate limits by annexation, which it has done from time-to-time.

The City of Antioch has operated under the Council-Manager form of government since 1872. Policy-making and legislative authority are vested in a City Council consisting of the Mayor and four other Council members. The four Council members are elected to four-year overlapping terms. The Mayor, who sits on the Council, is elected directly by the people and serves a term of four years. The City Clerk and City Treasurer are also elected for terms of four years. The City Council is responsible, among other duties, for passing ordinances, adopting the budget, appointing committees, and hiring both the City Manager and City Attorney. The Antioch’s City Manager is responsible for carrying out the policies and ordinances of the City Council and all management functions of the City, including the budget, delivery of services, hiring of all Department Directors, and implementation of capital projects.

The City of Antioch provides a wide range of municipal services, including police protection; recreational activities; community and economic development; street improvements and maintenance services; parks maintenance; water; sewer; general administrative and support services. The City does not provide fire services.

The annual budget serves as the foundation for the City of Antioch's financial planning and control. All departments of the City of Antioch are required to submit requests for appropriations to the City Manager by April 1. The City Manager uses these requests as the starting point for developing a proposed budget. The City Manager then presents the proposed budget to the City Council for review prior to June 30. The City Council is required to hold public hearings on the proposed budget and to adopt a final budget by no later than June 30, the close of the City of Antioch's fiscal year. At mid-period of the budget cycle, the City Council reviews the budget and makes adjustments as needed to the appropriations.

The appropriated budget is prepared by fund, function (e.g., public safety), and department (e.g., police). Department managers may make transfers of appropriations within a department. The level of budgetary control, that is, the level at which expenditures cannot legally exceed the appropriated amount, is established at the individual fund level. Expenditures above the appropriated amount require the special approval of the City Council.

Local economy: Overall, the local economy continues to slow down after multiple years of rapid growth in the retail and employment sectors. Vacancies in many of the strip malls and the City's downtown business core continue to increase. A positive sign, however, is the Lakeview Center on the NW corner of Lone Tree Way at Golf Course Rd., which is located on the drive-side for commuters returning home along the heavily-traveled Lone Tree corridor. This development project by Reynolds & Brown – which also recently completed its Bluerock Business Center across the street – has resulted in the completion of a CVS and upcoming construction of a Fresh & Easy Neighborhood Market, a chain owned by the British grocer Tesco. On the SW corner adjacent to Lakeview Center, Fresh Choice Restaurant opened in an existing building, which has added yet another attractive dimension to the burgeoning area.

Continuing through 2015, the more than \$1 billion from various sources will continue to be spent on the current Highway 4 widening and the approved eBART project at the Hillcrest Station area in Antioch. The Water Emergency Transportation Authority is nearing completion of its environmental assessment, with the report slated to be complete in 2012, of the proposed Ferry Terminal station location in Downtown Antioch in a project envisioned to connect commuters to San Francisco, with a potential stop in Martinez and/or Hercules.

The Contra Costa County region, which includes the City of Antioch, has a civilian unemployment rate of 11% while the City's unemployment rate is 12.50%. Antioch's population grew about 10.62% between 2001 and 2011 while the overall Contra Costa County growth rate during this corresponding time period was about 9.48%.

Current period financial information: The City continues to be challenged by the economic uncertainties felt nationwide and throughout the world. The City has experienced significant declines in General Fund revenue: Property tax 27.5% over two years; Sales tax 6% over two years; and Development fees 8% from prior period. The City continues to face the task of bringing significantly reduced revenues in line with General Fund Budget expenditures to address the budgetary difficulties brought on by the struggling economy. Some of the ways in which the City has addressed this issue include: utilization of one-time revenues; successful pursuit of grant monies; concessions from employee bargaining units; workforce reductions; furloughs; mandatory reductions in departmental supplies, services and training budgets; and use of reserve funds. The City's steadfast goal is to reduce expenditures and align those costs with the existing revenue stream, which will allow the City to provide a basic level of services and continue to maintain General Fund reserves that meet City Council policy.

Long-term financial planning: Job development and expansion of the City's retail sales tax base are important factors for Antioch's economic health. With further declines in property and sales taxes projected in the upcoming fiscal year, the City has continued its efforts to attract companies with high-paying jobs. Employment within the City is estimated to consist of approximately 22,680 jobs.

The City Council recognizes the importance of maintaining a serviceable network of local and regional roads. Like most cities in the state, Antioch is dependent on a combination of local, state and federal revenue to support that work. An analysis of the current condition of all roads in Antioch, along with a recommendation regarding the level at which the roads can be maintained in the long term, is an annual undertaking that maintains our eligibility for continued federal road-repair funding; in addition to federal funding, other funding sources are continually being reviewed and sought after when appropriate.

In addition to the City's roads, water processing and distribution facilities, sidewalks, parks, medians, trails, open space, sanitary sewers, storm water sewers, street lights, traffic signals, fiber optic cabling, marina, the Prewett Water Park and other public buildings provide the framework and infrastructure that contributes to Antioch's quality of life. The better-maintained and adequately sized they are, the greater the opportunity for commerce, health, recreation and mobility within the community. Budgets include contributions toward the maintenance of these facilities and staff continues to look for new opportunities for funding of maintenance and replacement of infrastructure.

The most fundamental expectation of any community is public safety for its people and their property. An adequately staffed, well-trained and equipped police department is one of the keys to meeting that expectation. Historically, the Police Department has accounted for the most significant expenditure of General Fund revenues.

Strategies for increasing revenues and reducing expenditures in the General Fund are under continuous development and review. The City will aggressively focus on these strategies in the upcoming fiscal year as the state and nation face a turbulent financial crisis that ultimately trickles down to all local agencies.


Awards and Acknowledgements

The Government Finance Officers Association of the United States and Canada (GFOA) awarded a Certificate of Achievement for Excellence in Financial Reporting to the City of Antioch for its comprehensive annual financial report (CAFR) for the fiscal year ended June 30, 2010; this was the twenty-first consecutive year that the government has received this prestigious award. In order to be awarded a Certificate of Achievement, a government must publish an easily readable and efficiently organized CAFR report. This report must satisfy both generally accepted accounting principles and applicable legal requirements.

A Certificate of Achievement is valid for a period of one year only. We believe that our current CAFR continues to meet the Certificate of Achievement Program's requirements and we are submitting it to the GFOA to determine its eligibility for another certificate.

The preparation of this report would not have been possible without the efficient and dedicated services of the entire staff of the finance department, particularly Dawn Merchant and Jo Castro. I would like to express our appreciation to all members of the department who assisted and contributed to the preparation of this report. Credit also must be given to the Mayor and the City Council for their unfailing support for maintaining the highest standards of professionalism in the financial management of the City of Antioch.

Respectfully submitted,



James M. Jakel
City Manager



Dawn Merchant
Finance Director

This page intentionally left blank

**CITY OF ANTIOCH
COMPREHENSIVE ANNUAL FINANCIAL REPORT
FOR THE FISCAL YEAR ENDED JUNE 30, 2011**

**ELECTED OFFICIALS AND
ADMINISTRATIVE PERSONNEL**

JUNE 30, 2011

ELECTED OFFICIALS

**Jim D. Davis, Mayor
Wade Harper, Mayor Pro-Tem
Brian Kalinowski, Council Member
Mary Helen Rocha, Council Member
Gary Agopian, Council Member
Donna Conley, City Treasurer
Jolene Martin, City Clerk**

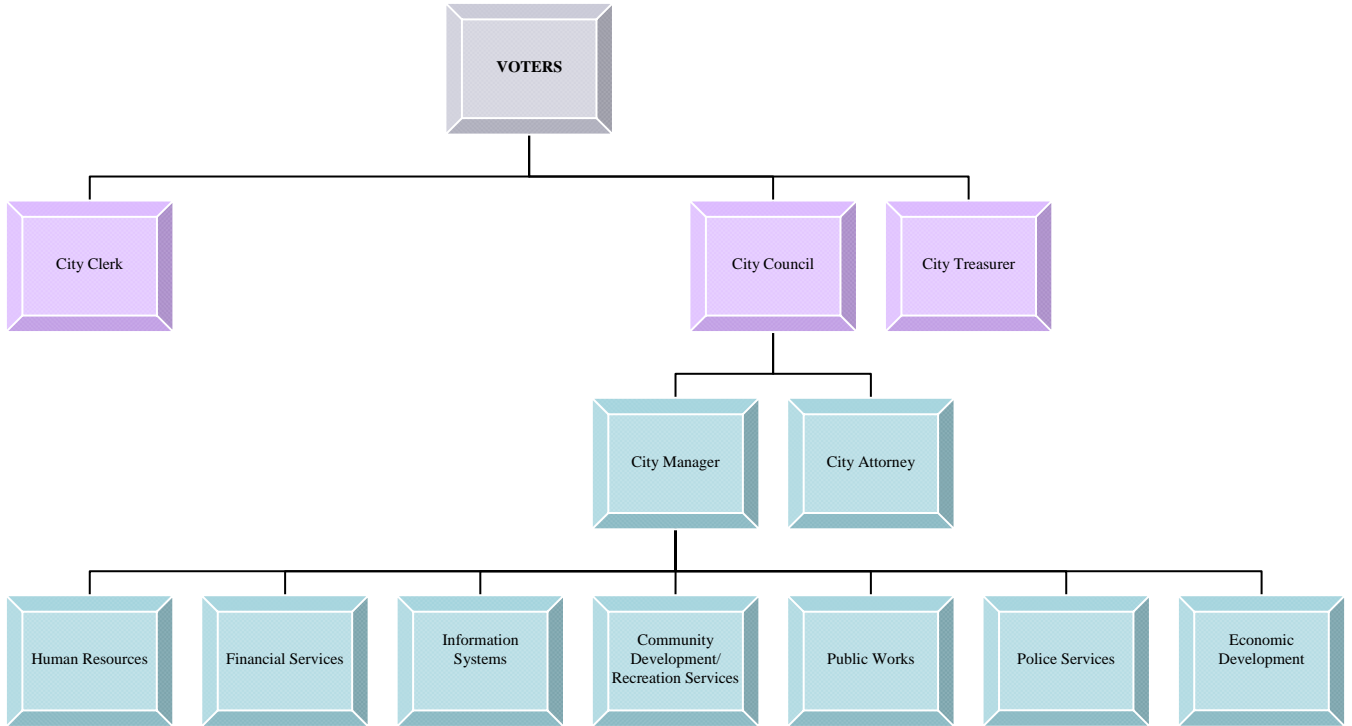
ADMINISTRATIVE PERSONNEL

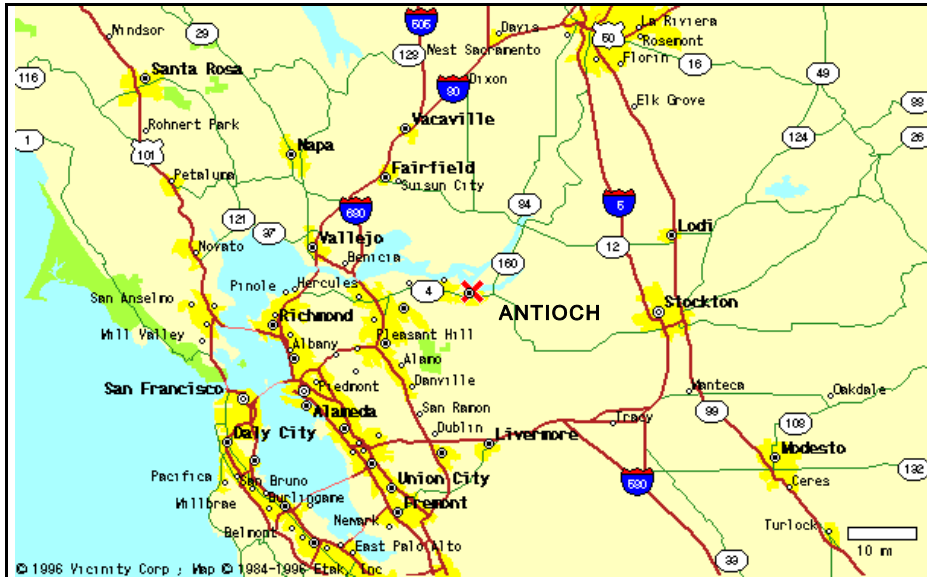
City Manager
City Attorney
Capital Improvement Director
Acting Chief of Police
Community Development Director
Finance Director
Human Resources Director
Information Services Director
Public Works Director

James M. Jakel
Lynn Tracy Nerland
Phil Harrington
Allan Cantando
Tina Wehrmeister
Dawn Merchant
Deborah McHenry
Bill Gegg
Ron Bernal

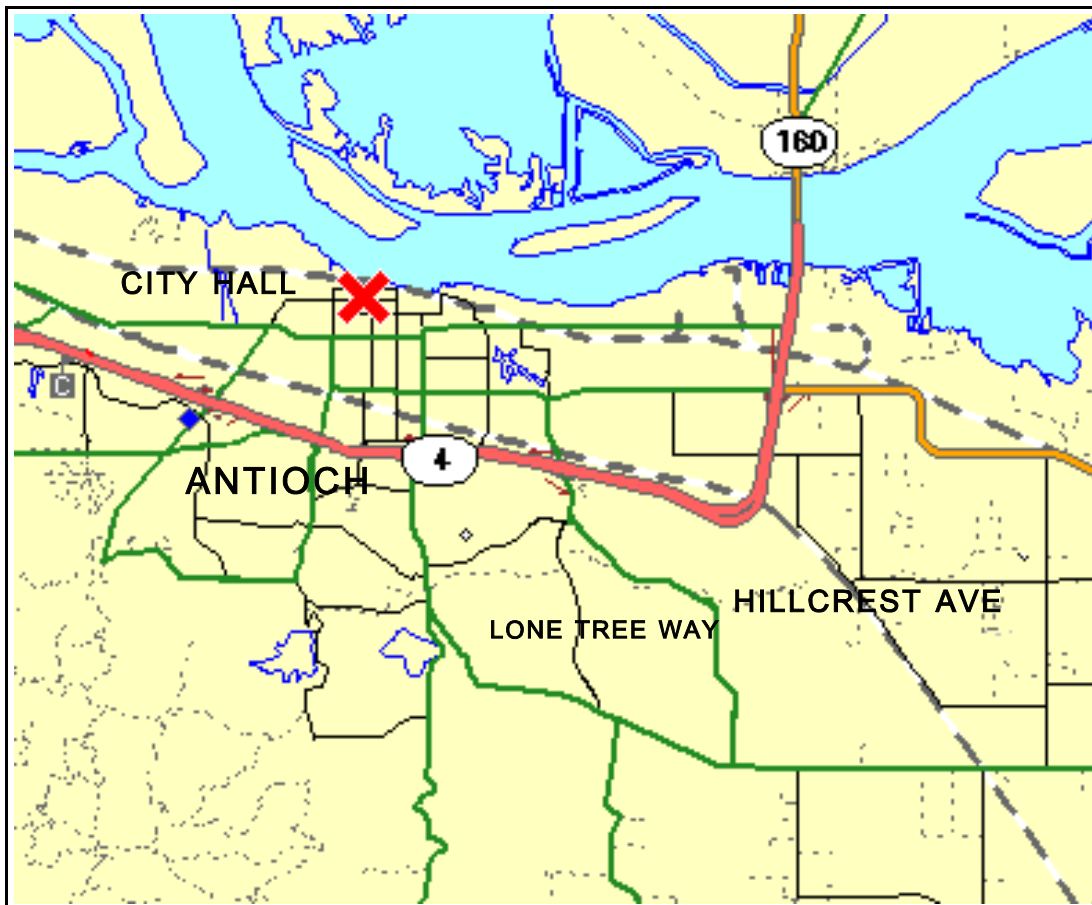
City of Antioch
Third & "H" Streets, P.O. Box 5007
Antioch, California 94531-5007
www.ci.antioch.ca.us

City of Antioch-Organization of City Government





Location Map



Area Map

Certificate of Achievement for Excellence in Financial Reporting

Presented to

City of Antioch
California

For its Comprehensive Annual
Financial Report
for the Fiscal Year Ended
June 30, 2010

A Certificate of Achievement for Excellence in Financial Reporting is presented by the Government Finance Officers Association of the United States and Canada to government units and public employee retirement systems whose comprehensive annual financial reports (CAFRs) achieve the highest standards in government accounting and financial reporting.



Linda C. Davidson

President

Jeffrey R. Egan

Executive Director



Caporicci & Larson, Inc.
A Subsidiary of Marcum LLP
Certified Public Accountants

INDEPENDENT AUDITORS' REPORT

To the Honorable Mayor and Members of the City Council
of the City of Antioch
Antioch, California

We have audited the accompanying financial statements of the governmental activities, the business-type activities, each major fund, and the aggregate remaining fund information of the City of Antioch, California (City), as of and for the year ended June 30, 2011, which collectively comprise the City's basic financial statements as listed in the table of contents. These financial statements are the responsibility of the City's management. Our responsibility is to express an opinion on these financial statements based on our audit.

We conducted our audit in accordance with auditing standards generally accepted in the United States of America and the standards applicable to financial audits contained in Government Auditing Standards, issued by the Comptroller General of the United States. Those standards require that we plan and perform the audit to obtain reasonable assurance about whether the financial statements are free of material misstatement. An audit includes consideration of internal control over financial reporting as a basis for designing audit procedures that are appropriate in the circumstances, but not for the purpose of expressing an opinion on the effectiveness of the City's internal control over financial reporting. Accordingly, we express no such opinion. An audit also includes examining, on a test basis, evidence supporting the amounts and disclosures in the financial statements, assessing the accounting principles used and significant estimates made by management, as well as evaluating the overall financial statement presentation. We believe that our audit provides a reasonable basis for our opinions.

In our opinion, based on our audit, the financial statements referred to above present fairly, in all material respects, the financial position of the governmental activities, the business-type activities, each major fund, and the aggregate remaining fund information of the City as of June 30, 2011, and the respective changes in financial position and cash flows, where applicable, thereof for the year then ended in conformity with generally accepted accounting principles in the United States of America.

As explained further in note 15 to the basic financial statements, the California State Legislature has enacted legislation that is intended to provide for the dissolution of redevelopment agencies in the State of California. The effects of this legislation are uncertain pending the result of certain lawsuits that have been initiated to challenge the constitutionality of this legislation.

In accordance with *Government Auditing Standards*, we have also issued our report dated December 16, 2011 on our consideration of the City's internal control over financial reporting and on our tests of its compliance with certain provisions of laws, regulations, contracts, and grants. The purpose of that report is to describe the scope of our testing of internal control over financial reporting and compliance and the results of that testing, and not to provide an opinion on the internal control over financial reporting or on compliance. That report is an integral part of an audit performed in accordance with *Government Auditing Standards* and should be considered in assessing the results of our audit.

Accounting principles generally accepted in the United States of America require that the management's discussion and analysis and budgetary comparison information on pages 3 through 10 and 75 through 81 be presented to supplement the basic financial statements. Such information, although not a part of the basic financial statements, is required by the Governmental Accounting Standards Board, who considers it to be an essential part of financial reporting for placing the basic financial statements in an appropriate operational, economic, or historical context. We have applied certain limited procedures to the required supplementary information in accordance with auditing standards generally accepted in the United States of America, which consisted of inquiries of management about the methods of preparing the information and comparing the information for consistency with management's responses to our inquiries, the basic financial statements, and other knowledge we obtained during our audit of the basic financial statements. We do not express an opinion or provide any assurance on the information because the limited procedures do not provide us with sufficient evidence to express an opinion or provide any assurance.

Our audit was conducted for the purpose of forming opinions on the financial statements that collectively comprise the City's financial statements as a whole. The introductory section, combining and individual nonmajor fund financial statements, and statistical section, are presented for purposes of additional analysis and are not a required part of the financial statements. The combining and individual nonmajor fund financial statements are the responsibility of management and were derived from and relate directly to the underlying accounting and other records used to prepare the financial statements. The information has been subjected to the auditing procedures applied in the audit of the financial statements and certain additional procedures, including comparing and reconciling such information directly to the underlying accounting and other records used to prepare the financial statements or to the financial statements themselves, and other additional procedures in accordance with auditing standards generally accepted in the United States of America. In our opinion, the information is fairly stated in all material respects in relation to the financial statements as a whole. The introductory and statistical sections have not been subjected to the auditing procedures applied in the audit of the basic financial statements and, accordingly, we do not express an opinion or provide any assurance on it.

Caporicci & Larson, Inc.

Caporicci & Larson, Inc.
A Subsidiary of Marcum LLP
Certified Public Accountants
San Francisco, California
December 16, 2011

CITY OF ANTIOCH
Management's Discussion and Analysis
For the Fiscal Year Ended June 30, 2011

As management of the City of Antioch, we offer readers of the City of Antioch's financial statements this narrative overview and analysis of the financial activities of the City of Antioch for the fiscal year ended June 30, 2011. We encourage readers to consider the information presented here in conjunction with additional information that we have furnished in our letter of transmittal, which can be found on pages i-ix of this report.

Financial Highlights

- The assets of the City of Antioch exceeded its liabilities at the close of the most recent fiscal year by \$541,724,960 (net assets). Of this amount, \$45,866,045 (unrestricted net assets) may be used to meet the government's ongoing obligations to citizens and creditors.
- The government's total net assets increased by \$8,742,577 due mainly to lower than anticipated expenditures.
- As of the close of the current fiscal year, the City of Antioch's governmental funds reported ending fund balances of \$39,669,839, a decrease of \$2,034,621 in comparison with the prior year.
- At the end of the current fiscal year, unassigned fund balance for the General Fund was \$6,556,743, or 16.83% of total General Fund expenditures, and 17.68% of total General Fund revenues.
- The City of Antioch's total long-term obligations for governmental activities decreased by \$247,980 and total long-term obligations for business-type activities decreased by \$814,293.

Overview of the Financial Statements

This discussion and analysis is intended to serve as an introduction to the City of Antioch's basic financial statements. The City of Antioch's basic financial statements comprise three components: 1) government-wide financial statements, 2) fund financial statements, and 3) notes to the financial statements. This report also contains other supplementary information in addition to the basic financial statements themselves.

Government-wide financial statements. The government-wide financial statements are designed to provide readers with a broad overview of the City of Antioch's finances, in a manner similar to a private-sector business.

The statement of net assets presents information on all of the City of Antioch's assets and liabilities, with the difference between the two reported as net assets. Over time, increases or decreases in net assets may serve as a useful indicator of whether the financial position of the City of Antioch is improving or deteriorating.

The statement of activities presents information showing how the government's net assets changed during the most recent fiscal year. All changes in net assets are reported as soon as the underlying event giving rise to the change occurs, regardless of the timing of related cash flows. Thus, revenues and expenses are reported in this statement for some items that will only result in cash flows in future fiscal periods (e.g., uncollected taxes and earned but unused vacation leave).

Both of the government-wide financial statements distinguish functions of the City of Antioch that are principally supported by taxes and intergovernmental revenues (governmental activities) from other functions that are intended to recover all or a significant portion of their costs through user fees and charges (business-type activities). The governmental activities of the City of Antioch include general government, public works, public safety, parks and recreation and community development. The business-type activities of the City of Antioch include water and sewer utilities; a marina and a water park facility.

The government-wide financial statements include not only the City of Antioch itself (known as the primary government), but also a legally separate development agency and a legally separate public financing authority. Financial information for these component units is blended with the financial information presented for the primary government itself. The government-wide financial statements can be found on pages 13-17 of this report.

CITY OF ANTIOCH
Management's Discussion and Analysis, Continued
For the Fiscal Year Ended June 30, 2011

Fund financial statements. A fund is a grouping of related accounts that is used to maintain control over resources that have been segregated for specific activities or objectives. The City of Antioch, like other state and local governments, uses fund accounting to ensure and demonstrate compliance with finance-related legal requirements. All of the funds of the City of Antioch can be divided into three categories: governmental funds, proprietary funds, and fiduciary funds.

Governmental funds. Governmental funds are used to account for essentially the same functions reported as governmental activities in the government-wide financial statements. However, unlike the government-wide financial statements, governmental funds financial statements focus on near-term inflows and outflows of spendable resources, as well as on balances of spendable resources available at the end of the fiscal year. Such information may be useful in evaluating a government's near-term financing requirements.

Because the focus of governmental funds is narrower than that of the government-wide financial statements, it is useful to compare the information presented for governmental funds with similar information presented for governmental activities in the government-wide financial statements. By doing so, readers may better understand the long-term impact of the government's near-term financing decisions. Both the governmental funds balance sheet and the governmental funds statement of revenues, expenditures, and changes in fund balances provide a reconciliation to facilitate this comparison between governmental funds and governmental activities.

The City of Antioch maintains fifty-five individual funds. Information is presented separately in the governmental funds balance sheet and in the governmental funds statement of revenues, expenditures, and changes in fund balances for the general fund, one special revenue fund (Housing and Community Development and two capital projects funds (Low and Moderate Income Housing and ADA Project #1) all of which are considered to be major funds. Data from the other governmental funds are combined into a single, aggregated presentation. Individual fund data for each of these non-major governmental funds is provided in the form of combining statements elsewhere in this report.

The governmental fund financial statements can be found on pages **21-28** of this report.

The City of Antioch adopts an annual appropriated budget for all its funds. A budgetary comparison schedule has been provided for the general fund and major special revenue funds to demonstrate compliance with this budget.

Proprietary funds. The City of Antioch maintains two different types of proprietary funds. Enterprise funds are used to report the same functions presented as business-type activities in the government-wide financial statements. The City of Antioch uses enterprise funds to account for its Water, Sewer, Marina and Prewett Water Park funds. Internal service funds are an accounting device used to accumulate and allocate costs internally among the City of Antioch's various functions. The City of Antioch uses internal service funds to account for its vehicle repair and replacement, office equipment replacement, post employment medical benefits and loss control functions. Because all of these services predominantly benefit governmental rather than business-type functions, they have been included within governmental activities in the government-wide financial statements.

Proprietary funds provide the same type of information as the government-wide financial statements, only in more detail. The proprietary fund financial statements provide separate information for the Water, Sewer, Marina and Prewett Water Park funds. The Water, Sewer, Marina and Prewett Water Park funds are considered to be major funds of the City of Antioch. All internal service funds are combined into a single, aggregated presentation in the proprietary fund financial statements. Individual fund data for the internal service funds is provided in the form of combining statements elsewhere in this report.

The proprietary fund financial statements can be found on pages **29-34** of this report.

Fiduciary funds. Fiduciary funds are used to account for resources held for the benefit of parties outside the government. Fiduciary funds are not reflected in the government-wide financial statements because the resources of those funds are not available to support the City of Antioch's own programs. The accounting used for fiduciary funds is much like that used for proprietary funds.

The fiduciary fund financial statements can be found on page **36** of this report.

CITY OF ANTIOCH
Management's Discussion and Analysis, Continued
For the Fiscal Year Ended June 30, 2011

Notes to the basic financial statements. The notes provide additional information that is essential to a full understanding of the data provided in the government-wide and fund financial statements. The notes to the financial statements can be found on pages **37-72** of this report.

Government-wide Financial Analysis

As noted earlier, net assets may serve over time as a useful indicator of a government's financial position. In the case of the City of Antioch, assets exceeded liabilities by \$541,724,960 at the close of the most recent fiscal year.

By far the largest portion of the City of Antioch's net assets (82%) reflects its investment in capital assets (e.g., infrastructure (including water and sewer pipes), land, structures and improvements and equipment), less any related debt used to acquire those assets that are still outstanding. The City of Antioch uses these capital assets to provide services to citizens; consequently, these assets are *not* available for future spending. Although the City of Antioch's investment in its capital assets is reported net of related debt, it should be noted that the resources needed to repay this debt must be provided from other sources since the capital assets themselves cannot be used to liquidate these liabilities.

	Governmental Activities		Business-type Activities		TOTAL	
	2011	2010	2011	2010	2011	2010
Current and other assets	\$ 72,577,605	\$ 77,378,630	\$ 35,782,711	\$ 29,892,045	\$ 108,360,316	\$ 107,270,675
Capital assets	338,980,121	335,497,185	155,638,224	155,644,821	494,618,345	491,142,006
Total assets	411,557,726	412,875,815	191,420,935	185,536,866	602,978,661	598,412,681
Current and other liabilities	7,397,854	10,059,840	2,013,244	2,364,116	9,411,098	12,423,956
Long-term obligations	45,775,200	46,124,646	6,067,403	6,881,696	51,842,603	53,006,342
Total liabilities	53,173,054	56,184,486	8,080,647	9,245,812	61,253,701	65,430,298
Net assets:						
Invested in capital assets,						
net of related debt	295,764,119	292,425,967	150,007,843	149,207,021	445,771,962	441,632,988
Restricted	48,610,708	44,811,598	1,476,245	1,672,961	50,086,953	46,484,559
Unrestricted	14,009,845	19,453,764	31,856,200	25,411,072	45,866,045	44,864,836
Total net assets	\$ 358,384,672	\$ 356,691,329	\$ 183,340,288	\$ 176,291,054	\$ 541,724,960	\$ 532,982,383

An additional portion of the City of Antioch's net assets (9.24%) represents resources that are subject to external restrictions on how they may be used. The remaining balance of *unrestricted net assets* (\$45,866,045) may be used to meet the government's ongoing obligations to citizens and creditors.

The government's total net assets increased by \$8,742,577 due mainly to lower than anticipated expenditures. At the end of the current fiscal year, the City of Antioch is able to report positive balances in all three categories of net assets, both for the government as a whole, as well as for its business-type activities.

Current and other assets increased by \$1,089,641 primarily due to increases in loan receivable balances.

Current and other liabilities decreased by \$3,012,858 due mainly to decreased accounts payable and unearned revenue.

Long-term obligations decreased \$1,163,739 due to scheduled debt service payments.

Governmental and Business-Type Activities. Governmental activities increased the City of Antioch's net assets by \$1,693,343. There was an increase of \$7,049,234 in net assets reported in connection with the City of Antioch's business-type activities.

CITY OF ANTIOCH
Management's Discussion and Analysis, Continued
For the Fiscal Year Ended June 30, 2011

CHANGE IN NET ASSETS

	Governmental Activities		Business-type Activities		TOTAL	
	2011	2010	2011	2010	2011	2010
Revenue:						
Program revenues:						
Charges for services	\$ 7,706,301	\$ 9,016,495	\$ 27,704,814	\$ 24,981,422	\$ 35,411,115	\$ 33,997,917
Operating grants and contributions	9,845,834	5,970,603	-	-	9,845,834	5,970,603
Capital grants and contributions	8,567,822	17,425,327	2,163,621	1,632,176	10,731,443	19,057,503
General revenues:						
Property tax	14,425,200	15,380,757	-	-	14,425,200	15,380,757
Sales tax	9,340,439	9,476,301	-	-	9,340,439	9,476,301
Motor vehicle in lieu	5,822,731	5,928,414	-	-	5,822,731	5,928,414
Other	8,611,551	8,238,841	2,060,489	1,190,593	10,672,040	9,429,434
Total revenues	64,319,878	71,436,738	31,928,924	27,804,191	96,248,802	99,240,929
Expenses:						
General government	6,640,163	7,378,374	-	-	6,640,163	7,378,374
Public works	16,147,160	13,305,297	-	-	16,147,160	13,305,297
Public safety	26,376,173	28,228,276	-	-	26,376,173	28,228,276
Parks and recreation	4,203,244	4,397,403	-	-	4,203,244	4,397,403
Community development	7,012,771	8,051,979	-	-	7,012,771	8,051,979
Interest on long-term debt	2,315,654	2,206,292	-	-	2,315,654	2,206,292
Water	-	-	18,947,222	20,371,405	18,947,222	20,371,405
Sewer	-	-	3,117,614	3,464,522	3,117,614	3,464,522
Marina	-	-	1,005,859	1,011,647	1,005,859	1,011,647
Prewett Water Park	-	-	1,740,365	2,083,597	1,740,365	2,083,597
Total expenses	62,695,165	63,567,621	24,811,060	26,931,171	87,506,225	90,498,792
Increase in net assets-before transfer	1,624,713	7,869,117	7,117,864	873,020	8,742,577	8,742,137
Transfers	68,630	2,667	(68,630)	(2,667)	-	-
Increase in net assets	1,693,343	7,871,784	7,049,234	870,353	8,742,577	8,742,137
Net assets - July 1	356,691,329	348,819,545	176,291,054	175,420,701	532,982,383	524,240,246
Net assets - June 30	\$ 358,384,672	\$ 356,691,329	\$ 183,340,288	\$ 176,291,054	\$ 541,724,960	\$ 532,982,383

Governmental activities. General Fund and Antioch Development Agency property tax revenues decreased due to lower assessed valuations (assessed valuation is \$7,069,814,738, a 4.93% decrease from the prior year). Capital grants and contributions decreased significantly due to less reimbursement received from the Antioch Area Public Facilities Financing Agency for the Prewett Community Center Project than in prior year.

Business-type activities. Business-type activities increased the City of Antioch's net assets by \$7,049,234 accounting for growth in the government's net assets. The increase was mainly attributable to approved water and sewer rate increases that took effect July 1, 2010 as well as savings in personnel costs and contractual services.

Financial Analysis of the Government's Funds

As noted earlier, the City of Antioch uses fund accounting to ensure and demonstrate compliance with finance-related legal requirements.

Governmental funds. The focus of the City of Antioch's *governmental funds* is to provide information on near-term inflows, outflows, and balances of *spendable* resources. Such information is useful in assessing the City of Antioch's financing requirements. In particular, *unassigned fund balance* may serve as a useful measure of a government's net resources available for spending at the end of the fiscal year.

CITY OF ANTIOCH
Management's Discussion and Analysis, Continued
For the Fiscal Year Ended June 30, 2011

As of the end of the current fiscal year, the City of Antioch's governmental funds reported combined ending fund balances of \$39,669,839, a decrease of \$2,034,621 in comparison with the prior year. About 10.25% of this total amount, \$4,144,487, constitutes *unassigned fund balance*, which is available for spending at the government's discretion. The remainder of fund balance is segregated into the following components: 1) *nonspendable* to indicate that it is not available for new spending because of its form (\$3,596,139) 2) *restricted* to indicate restrictions on use imposed by external parties, including enabling legislation (\$21,493,846) 3) *committed* to indicate restrictions on use as approved by the City Council (\$5,667,665), or 4) *assigned* for a variety of other purposes (\$4,767,702).

The following table presents the amount of revenues from various sources as well as increases or decreases from the prior year.

Revenues Classified by Source
Governmental Funds

Revenue by Source	FY 2010/2011		FY 2009/2010		Increase (Decrease)	
	Amount	Percent of Total	Amount	Percent of Total	Amount	Percent Change
Taxes	\$ 37,383,875	55.3%	\$ 37,744,231	50.8%	\$ (360,356)	(1.0)%
Licenses and permits	797,729	1.2%	856,569	1.2%	(58,840)	(6.9)%
Fines and penalties	188,803	0.3%	306,185	0.4%	(117,382)	(38.3)%
Investment income and rentals	1,063,848	1.6%	1,380,353	1.9%	(316,505)	(22.9)%
Revenue from other agencies	14,699,639	21.8%	20,601,599	27.7%	(5,901,960)	(28.6)%
Current service charges	8,391,107	12.4%	9,418,430	12.7%	(1,027,323)	(10.9)%
Special assessment revenue	2,775,559	4.1%	2,793,163	3.8%	(17,604)	(0.6)%
Other	2,252,513	3.3%	1,160,697	1.6%	1,091,816	94.1 %
Total	\$ 67,553,073	100.0%	\$ 74,261,227	100.0%	\$ (6,708,154)	-9.0%

The following provides an explanation of revenues by source that changed significantly over the prior year.

- Fines and penalties decreased significantly due to less vehicle code fines and non-traffic fines being collected than last year.
- Investment income and rentals decreased significantly due to lower interest earnings compared to last year.
- Revenue from other agencies decreased significantly over the prior year due to less reimbursements received from the Antioch Area Public Facilities Financing Agency for the Prewett Park Community Center project as a result of decreased project costs from prior year.
- Other revenues increased significantly due to a couple of factors: program income received on two Community Development Block Grant Neighborhood Stabilization Program projects which began during the fiscal year; one time revenues received under a re-negotiated franchise agreement.

The following table presents the amount of expenditures by function as well as increases or decreases from the prior year.

CITY OF ANTIOCH
Management's Discussion and Analysis, Continued
For the Fiscal Year Ended June 30, 2011

Expenditures by Function
Governmental Funds

Expenditures by Function	FY 2010/11		FY 2009/10		Increase (Decrease)	
	Amount	Percent of Total	Amount	Percent of Total	Amount	Percent Change
Current						
General government	\$ 6,073,438	8.5%	\$ 6,971,173	8.6%	\$ (897,735)	(12.88%)
Public works	8,586,852	12.0%	7,159,144	8.9%	1,427,708	19.9%
Public safety	26,927,692	37.8%	29,339,659	36.3%	(2,411,967)	(8.22%)
Parks and recreation	3,594,294	5.0%	3,775,799	4.7%	(181,505)	(4.81%)
Community development	8,856,026	12.4%	9,684,728	12.0%	(828,702)	(8.56%)
Capital outlay	13,183,073	18.5%	20,331,463	25.2%	(7,148,390)	(35.16%)
Debt service	4,073,413	5.7%	3,521,526	4.4%	551,887	15.7%
Total	<u>\$ 71,294,788</u>	<u>100.0%</u>	<u>\$ 80,783,492</u>	<u>100.0%</u>	<u>\$ (9,488,704)</u>	<u>-11.7%</u>

The following provides an explanation of the expenditures by function that changed significantly over the prior year.

- General government expenditures decreased due to decreased personnel and contractual costs.
- Public works expenditures increased mainly due to a payment to the Contra Costa Transportation Authority for the widening of Highway 4.
- Capital outlay expenditures decreased due to less being spent on the construction of the Prewett Community Park project.
- Debt service expenditures increased as a result of scheduled debt service payments.

The General Fund is the chief operating fund of the City of Antioch. At the end of the current fiscal year, unassigned fund balance of the General Fund was \$6,556,743, while total fund balance was \$6,785,056. As a measure of the General Fund's liquidity, it may be useful to compare both unassigned fund balance and total fund balance to total fund expenditures. Unassigned fund balance represents 16.83% of total General Fund expenditures, while total fund balance represents 17.42%.

The fund balance of the City of Antioch's General Fund increased by \$1,038,047 during the current fiscal year. This increase is primarily attributable to higher than projected revenues (primarily motor vehicle in lieu and sales tax) and lower than anticipated expenditures (primarily contractual services).

The fund balance of the Antioch Development Agency's Project Area #1 decreased by \$2,283,738 during the current fiscal year. This decrease is primarily due to the \$403,332 take away of redevelopment funds by the State of California and funds contributed towards the Markley Creek Culvert Crossing project.

Proprietary funds. The City of Antioch's proprietary funds provide the same type of information found in the government-wide financial statements, but in more detail.

Unrestricted net assets of the Water Fund at the end of the year amounted to \$20,987,552 and those of the Sewer Fund amounted to \$11,474,155. Unrestricted net assets of the Marina Fund at the end of the year amounted to \$1,025,565 and unrestricted net assets of the Prewett Water Park Fund amounted to \$5,818.

- Water Fund total net assets increased \$3,944,674 during the current fiscal year, which is mainly due to decreased operating expenditures and increased charges for services.
- Sewer Fund total net assets increased \$1,960,256 during the current fiscal year, which is mainly due to the net of increased charges for services and decreased operating expenditures for contractual services.
- Marina Fund total net assets increased \$1,867,386 during the current fiscal year, which is mainly due to increased revenue from other agencies for grant reimbursements for the Marina Launch Ramp project.

CITY OF ANTIOCH
Management's Discussion and Analysis, Continued
For the Fiscal Year Ended June 30, 2011

Other factors concerning the finances of these four funds have already been addressed in the discussion of the City of Antioch's business-type activities.

General Fund Budgetary Highlights

Differences between the final amended budget and the actual results resulted in \$8,765 higher revenues than projected and \$1,079,483 variance from appropriations and can be briefly summarized as follows:

- \$312,622 more in taxes revenue than projected due mainly to unanticipated motor vehicle license fees from the State and higher than anticipated sales tax revenues.
- \$168,285 less in current service charges than projected due mainly to decreased charges to departments under the City's cost allocation plan.
- \$112,939 less in transfers in than budgeted due to a couple of factors: the transfer from the Pollution Elimination fund was based on projected project work to be completed during the year which was not realized; the transfers from the Supplementary Law Enforcement and Traffic Safety were based upon projected revenues to be received in those funds, which were not met.
- \$196,555 under budget in general government activities due mainly to decreased personnel costs and operating expenditures.
- \$245,516 under budget for public works due decreased contractual expenditures.
- \$170,593 under budget for public safety due to lower than anticipated personnel costs and operating expenditures.
- \$142,122 under budget for community development due savings in contractual expenditures.
- \$324,608 under budget for parks for transfers out mainly due to reduced operating subsidies to the Recreation and Water Park Funds needed.

Capital Asset and Debt Administration

Capital assets. The City of Antioch's investment in capital assets for its governmental and business-type activities as of June 30, 2011, amounts to \$494,618,345 (net of accumulated depreciation). This investment in capital assets includes land, infrastructure (including water and sewer pipes), structures and improvements, and equipment. The total net increase in the City of Antioch's investment in capital assets for the current fiscal year was \$3,476,339.

Major capital asset events during the current fiscal year included the following:

- A variety of street construction projects in residential developments and widening and expansion projects for existing streets as well as completion of the new Prewett Community Center construction; construction in progress for governmental activities as of the end of the current fiscal year had reached \$5,204,214.
- Various building and system additions and improvements were completed in the Water, Sewer, Marina and Prewett Water Park funds at a cost of \$1,575,168. Work continued on the Marina Launch Ramp and various water system improvement projects causing construction in progress for business type activities at a cost of \$4,954,540 as of the end of the current fiscal year.
- Acceptance of donated infrastructure at an estimated value of \$1,101,472.

For government-wide financial statement presentation, all depreciable capital assets were depreciated from acquisition date to the end of the current fiscal year. Fund financial statements record capital asset purchases as expenditures.

CITY OF ANTIOCH
Management's Discussion and Analysis, Continued
For the Fiscal Year Ended June 30, 2011

Capital assets for the governmental and business-type activities are presented below to illustrate changes from the prior year.

	Governmental Activities		Business-type Activities		Total		Increase/ Decrease
	2011	2010	2011	2010	2011	2010	
Land	\$ 14,019,971	\$ 13,418,547	\$ 3,558,467	\$ 3,558,467	\$ 17,578,438	\$ 16,977,014	\$ 601,424
Construction in Progress	5,204,214	27,849,023	4,954,540	2,321,895	10,158,754	30,170,918	(20,012,164)
Infrastructure Structures and Improvements	257,514,608	262,257,932	101,124,769	101,221,157	358,639,377	363,479,089	(4,839,712)
Equipment	58,426,635	28,023,725	45,531,193	48,028,757	103,957,828	76,052,482	27,905,346
Total	3,814,693	3,947,958	469,255	514,545	4,283,948	4,462,503	(178,555)
Total	\$ 338,980,121	\$ 335,497,185	\$ 155,638,224	\$ 155,644,821	\$ 494,618,345	\$ 491,142,006	\$ 3,476,339

Construction Commitments. Among the significant construction commitments were \$2.9 million towards the Marina Launch Ramp and Markley Creek Culvert projects.

Additional information on the City of Antioch's capital assets can be found in **Note 7 on page 53**.

Long-term debt. At the end of the current fiscal year, the City of Antioch had total debt outstanding of \$48,992,561. Of this amount, \$30,710,000 represents bonds secured solely by specified revenue sources (i.e., revenue bonds), \$10,980,498 represents tax allocation bonds, \$3,435,545 represents loans payable and \$3,866,518 represents leases payable.

The City of Antioch's total long-term obligations for governmental activities decreased by \$247,980, and total long-term obligations for business-type activities decreased by \$814,293 during the current fiscal year.

State statutes limit the amount of general obligation debt a governmental entity may issue to 15% of its total assessed valuation. The current debt limitation for the City of Antioch is \$1,182,332,531. The City of Antioch has no outstanding general obligation debt.

Additional information on the City of Antioch's long-term debt can be found in **Note 8 on pages 55-58** of this report.

Economic Factors and Next Year's Budget

- The unemployment rate for the City of Antioch is currently 12.50%. This is higher than the state's average unemployment rate of 12.10% and the national average rate of 9.30%
- The housing market continues to experience a slump, and foreclosure rates continue to rise.
- Assessed values in the City have declined approximately 7.14% for the 2011-12 tax year.
- AB 1x26 and AB 1x27 passed by the State legislature abolishing redevelopment agencies and creating a voluntary program to keep them intact. The City has opted in to the voluntary program, but the bills are being challenged as unconstitutional. There is currently a stay in place by the courts until the case is settled.

All of these factors were considered in preparing the City of Antioch's budget for the 2011-2012 fiscal year.

During the current fiscal year, General Fund net assets increased by \$1,038,047. The City of Antioch has appropriated \$92,420 of General Fund assigned fund balance for spending in the 2011-2012 fiscal year budget.

Requests for Information

This financial report is designed to provide a general overview of the City of Antioch's finances for all those with an interest in the government's finances. Questions concerning any of the information provided in this report or requests for additional financial information should be addressed to the Office of the Finance Director, City of Antioch, P. O. Box 5007, Antioch, CA 94531-5007.

BASIC FINANCIAL STATEMENTS

This page intentionally left blank.

GOVERNMENT-WIDE FINANCIAL STATEMENTS

This page intentionally left blank.

City of Antioch
Statement of Net Assets
June 30, 2011

	Primary Government		
	Governmental Activities	Business-Type Activities	Total
ASSETS			
Cash and investments	\$ 38,598,258	30,773,311	\$ 69,371,569
Receivables (net):			
Accounts	5,099,873	4,820,756	9,920,629
Taxes	2,712,772	-	2,712,772
Interest	249,112	6	249,118
Materials, parts and supplies	48,442	274,659	323,101
Internal balances	1,636,890	(1,636,890)	-
Prepaid items	154,136	35,918	190,054
Restricted cash and investments, held by fiscal agents	1,624,573	1,476,245	3,100,818
Loans receivable, net	20,124,158	-	20,124,158
Deferred bond issuance costs	701,180	38,706	739,886
Net OPEB asset	1,628,211	-	1,628,211
Capital assets:			
Nondepreciable	19,224,185	8,513,007	27,737,192
Depreciable, net	319,755,936	147,125,217	466,881,153
Total assets	411,557,726	191,420,935	602,978,661
LIABILITIES			
Accounts payable	1,855,778	1,435,715	3,291,493
Accrued payroll	844,205	206,407	1,050,612
Interest payable	950,012	180,410	1,130,422
Deposits	3,201,889	145,971	3,347,860
Unearned revenue	198,374	44,741	243,115
Long-term obligations:			
Due within one year	2,654,944	882,382	3,537,326
Due beyond one year	43,120,256	5,185,021	48,305,277
Net pension obligation	206,083	-	206,083
Net OPEB obligation	141,513	-	141,513
Total liabilities	53,173,054	8,080,647	61,253,701
NET ASSETS			
Invested in capital assets, net of related debt	295,764,119	150,007,843	445,771,962
Restricted for:			
Debt service	1,347,023	1,476,245	2,823,268
Housing	26,217,827	-	26,217,827
Public safety	380,335	-	380,335
Public and capital facilities	3,230,952	-	3,230,952
Roads	13,061,786	-	13,061,786
Other	4,372,785	-	4,372,785
Total restricted net assets	48,610,708	1,476,245	50,086,953
Unrestricted net assets	14,009,845	31,856,200	45,866,045
Total net assets	\$ 358,384,672	\$ 183,340,288	\$ 541,724,960

See accompanying notes to the basic financial statements.

City of Antioch
Statement of Activities
For the Fiscal Year Ended June 30, 2011

Functions / Programs	Expenses	Indirect Costs	Program Revenues		
			Charges for Services	Operating Grants and Contributions	Capital Grants and Contributions
Primary government:					
General government	\$ 6,640,163	\$ 961,229	\$ 398,979	\$ 288,166	\$ -
Public works	16,147,160	330,168	3,038,837	3,546,672	8,567,822
Public safety	26,376,173	1,750	1,268,352	989,871	-
Parks and recreation	4,203,244	-	560,218	1,042,251	-
Community development	7,012,771	-	1,146,768	3,978,874	-
Interest on long-term liabilities	2,315,654	-	-	-	-
Total governmental activities	62,695,165	1,293,147	6,413,154	9,845,834	8,567,822
Business-type activities:					
Water	17,855,592	(1,091,630)	21,686,765	-	1,159,206
Sewer	2,962,942	(154,672)	4,320,410	-	1,004,415
Marina	959,014	(46,845)	657,885	-	-
Prewett Water Park	1,740,365	-	1,039,754	-	-
Total business-type activities	23,517,913	(1,293,147)	27,704,814	-	2,163,621
Total primary government	\$ 86,213,078	\$ -	\$ 34,117,968	\$ 9,845,834	\$ 10,731,443

General Revenues:

- Taxes:
 - Property taxes
 - Transient lodging tax
 - Franchise
 - Business license taxes based on gross receipts
 - Property transfer taxes
 - Sales and use tax
 - Other
- Motor vehicle in lieu
- Park in lieu
- Investment income not restricted to specific programs
- Other
- Transfers

Total general revenues and transfers

Change in net assets

Net assets - beginning of year

Net assets - end of year

Net (Expense) Revenue
and Changes in Net Assets

Governmental Activities	Business-Type Activities	Total
\$ (4,991,789)	\$ -	\$ (4,991,789)
(663,661)	-	(663,661)
(24,116,200)	-	(24,116,200)
(2,600,775)	-	(2,600,775)
(1,887,129)	-	(1,887,129)
(2,315,654)	-	(2,315,654)
(36,575,208)	-	(36,575,208)
-	3,898,749	3,898,749
-	2,207,211	2,207,211
-	(347,974)	(347,974)
-	(700,611)	(700,611)
-	5,057,375	5,057,375
(36,575,208)	5,057,375	(31,517,833)
14,425,200	-	14,425,200
79,988	-	79,988
3,900,623	-	3,900,623
1,009,869	-	1,009,869
254,557	-	254,557
9,340,439	-	9,340,439
-	1,711,530	1,711,530
5,822,731	-	5,822,731
45,470	-	45,470
453,848	348,959	802,807
2,867,196	-	2,867,196
68,630	(68,630)	-
38,268,551	1,991,859	40,260,410
1,693,343	7,049,234	8,742,577
356,691,329	176,291,054	532,982,383
\$ 358,384,672	\$ 183,340,288	\$ 541,724,960

This page intentionally left blank.

MAJOR GOVERNMENTAL FUNDS

General Fund - The General Fund is used to account for all of the general revenues of the City not specifically levied or collected for other City funds and the related expenditures. The General Fund accounts for all financial resources of the City which are not accounted for in another fund. For the City, the General Fund includes such activities as general government, public works, public safety, parks and recreation and community development.

Housing and Community Development Fund - This fund accounts for grant funds received from the Federal government for the purpose of developing viable urban communities.

Low and Moderate Income Housing Fund - This fund was established by the Antioch Development Agency to account for tax allocations set aside for the purpose of increasing or improving the City's supply of low or moderate income housing.

ADA Project Area #1 Fund was established by the Antioch Development Agency to account for acquisition, demolition and construction of Development Agency Project Area #1 of the City of Antioch. Financing is provided by property tax increments and bond proceeds.

This page intentionally left blank.

GOVERNMENTAL FUND FINANCIAL STATEMENTS

City of Antioch
Balance Sheet
Governmental Funds
June 30, 2011

	General Fund	Special Revenue		
		Funds		Capital Projects Funds
		Housing and Community Development	Low and Moderate Income Housing	ADA Project #1
ASSETS				
Cash and investments	\$ 4,952,441	\$ 18,080	\$ 2,552,855	\$ 1,132,666
Receivables (net):				
Accounts	583,631	1,923,900	2,800	-
Taxes	2,138,656	-	-	-
Interest	249,106	-	-	-
Due from other funds	3,257,865	-	-	-
Prepaid items	32,773	-	-	865
Restricted cash and investments	-	-	-	-
Loans receivable	1,122,165	6,407,743	14,324,019	199,397
Advances to other funds	-	-	3,537,849	-
Total assets	\$ 12,336,637	\$ 8,349,723	\$ 20,417,523	\$ 1,332,928
LIABILITIES				
Accounts payable	\$ 915,131	\$ 254,904	\$ 49,981	\$ 1,019
Accrued payroll	706,905	2,212	2,286	6,054
Deposits	2,724,415	-	-	-
Due to other funds	-	1,632,433	-	-
Deferred revenue	1,205,130	6,407,743	14,324,018	199,397
Advances from other funds	-	-	-	3,537,849
Total liabilities	5,551,581	8,297,292	14,376,285	3,744,319
FUND BALANCES				
Nonspendable	34,393	-	3,537,849	865
Restricted	-	52,431	2,503,389	-
Committed	101,500	-	-	-
Assigned	92,420	-	-	-
Unassigned	6,556,743	-	-	(2,412,256)
Total fund balances	6,785,056	52,431	6,041,238	(2,411,391)
Total liabilities and fund balances	\$ 12,336,637	\$ 8,349,723	\$ 20,417,523	\$ 1,332,928

See accompanying notes to the basic financial statements.

City of Antioch
Balance Sheet
Governmental Funds
June 30, 2011

	Non-major Governmental Funds	Total
ASSETS		
Cash and investments	\$ 27,577,980	\$ 36,234,022
Receivables (net):		
Accounts	2,268,434	4,778,765
Taxes	574,116	2,712,772
Interest	6	249,112
Due from other funds	-	3,257,865
Prepaid items	22,732	56,370
Restricted cash and investments	1,624,573	1,624,573
Loans receivable	37,201	22,090,525
Advances to other funds	-	3,537,849
Total assets	\$ 32,105,042	\$ 74,541,853
LIABILITIES		
Accounts payable	\$ 551,051	\$ 1,772,086
Accrued payroll	95,969	813,426
Deposits	477,474	3,201,889
Due to other funds	1,625,432	3,257,865
Deferred revenue	152,611	22,288,899
Advances from other funds	-	3,537,849
Total liabilities	2,902,537	34,872,014
FUND BALANCES		
Nonspendable	23,032	3,596,139
Restricted	18,938,026	21,493,846
Committed	5,566,165	5,667,665
Assigned	4,675,282	4,767,702
Unassigned	-	4,144,487
Total fund balances	29,202,505	39,669,839
Total liabilities and fund balances	\$ 32,105,042	\$ 74,541,853

See accompanying notes to the basic financial statements.

This page intentionally left blank.

City of Antioch
Reconciliation of the Governmental Funds Balance Sheet to the
Government-Wide Statement of Net Assets - Governmental Activities
June 30, 2011

Fund Balances - Total Governmental Funds	\$ 39,669,839
<hr/>	
Amounts reported for governmental activities in the Statement of Net Assets were different because:	
Capital assets used in governmental activities are not current financial resources. Therefore they were not reported in the Governmental Funds Balance Sheet. Capital assets, net of Internal Service Funds assets \$1,778,580	337,201,541
	<hr/>
Loans receivables are not available to pay for current-period expenditures and therefore are reported as deferred revenue in the fund financial statements, net of allowance.	20,124,158
	<hr/>
Bond issuance costs are an expenditure in the governmental funds but are capitalized and amortized over the life of the bonds in the government-wide financial statements.	701,180
	<hr/>
Internal service funds are used by management to charge the costs of vehicle repair and maintenance, stores, office equipment and replacement, printing and mail service, compensated absences, cash management, financial services, and post employment medical benefits to individual funds. The assets and liabilities are included in governmental activities in the statement of net assets.	7,548,084
	<hr/>
Certain liabilities, including bonds payable, are not due and payable in the current period and therefore are not reported in the governmental fund financial statements:	
Long-term debt:	
Due in one year, net of internal service funds liability of \$7,117	(2,647,827)
Due in more than one year, net of internal service funds liability of \$64,048	(43,056,208)
Net pension obligation	(206,083)
Accrued interest payable	(950,012)
	<hr/>
Total long-term liabilities	(46,860,130)
	<hr/>
Net Assets of Governmental Activities	\$ 358,384,672
	<hr/>

See accompanying notes to the basic financial statements.

City of Antioch
Statement of Revenues, Expenditures and Changes in Fund Balances
Governmental Funds
For the Fiscal Year Ended June 30, 2011

	Special Revenue					Total	
	General Fund	Funds		Capital Projects Funds			Non-major Governmental Funds
		Housing and Community Development	Low and Moderate Income Housing	ADA Project #1			
REVENUES:							
Taxes	\$ 26,025,840	\$ -	\$ -	\$ 4,453,447	\$ 6,904,588	\$ 37,383,875	
Licenses & permits	797,729	-	-	-	-	797,729	
Fines and penalties	102,170	-	-	-	86,633	188,803	
Investment income and rentals	431,132	512	29,363	14,497	588,344	1,063,848	
Revenue from other agencies	1,002,567	3,913,910	-	-	9,783,162	14,699,639	
Current service charges	7,376,864	-	-	-	1,014,243	8,391,107	
Special assessment revenue	-	-	-	-	2,775,559	2,775,559	
Other	1,346,089	273,191	6,300	-	626,933	2,252,513	
Total revenues	37,082,391	4,187,613	35,663	4,467,944	21,779,462	67,553,073	
EXPENDITURES:							
Current:							
General government	6,070,536	-	-	-	2,902	6,073,438	
Public works	5,147,120	-	-	-	3,439,732	8,586,852	
Public safety	25,992,459	-	-	-	935,233	26,927,692	
Parks and recreation	14,202	-	-	-	3,580,092	3,594,294	
Community development	1,732,803	3,813,104	1,140,660	967,057	1,202,402	8,856,026	
Capital outlay	-	265,908	-	601,424	12,315,741	13,183,073	
Debt service:							
Principal retirement	-	-	-	-	1,763,825	1,763,825	
Interest and fiscal charges	-	-	-	-	2,309,588	2,309,588	
Total expenditures	38,957,120	4,079,012	1,140,660	1,568,481	25,549,515	71,294,788	
REVENUES OVER (UNDER) EXPENDITURES	(1,874,729)	108,601	(1,104,997)	2,899,463	(3,770,053)	(3,741,715)	
OTHER FINANCING SOURCES (USES):							
Transfers in	3,652,148	-	1,469,746	-	6,141,679	11,263,573	
Transfers (out)	(739,372)	(56,789)	-	(5,183,201)	(5,450,577)	(11,429,939)	
Proceeds from capital lease obligations	-	-	-	-	1,873,460	1,873,460	
Total other financing sources (uses)	2,912,776	(56,789)	1,469,746	(5,183,201)	2,564,562	1,707,094	
Net change in fund balances	1,038,047	51,812	364,749	(2,283,738)	(1,205,491)	(2,034,621)	
FUND BALANCES:							
Beginning of year	5,747,009	619	5,676,489	(127,653)	30,407,996	41,704,460	
End of year	\$ 6,785,056	\$ 52,431	\$ 6,041,238	\$ (2,411,391)	\$ 29,202,505	\$ 39,669,839	

See accompanying notes to the basic financial statements.

This page intentionally left blank.

City of Antioch

Reconciliation of the Statement of Revenues, Expenditures, and Changes in Fund Balances of Governmental Funds to the Government-Wide Statement of Activities - Governmental Activities For the Fiscal Year Ended June 30, 2011

Net Change in Fund Balances - Total Governmental Funds	\$	(2,034,621)
--	----	-------------

Amounts reported for governmental activities in the Statement of Activities are different because:

Governmental funds report acquisition of capital assets as part of capital outlay as expenditures. However, in the Government-Wide Statement of Activities, the cost of those assets were allocated over their estimated useful lives as depreciation expense.

Capital outlay		13,183,073
Depreciation, net of internal service funds depreciation of \$523,745		(9,569,944)

In the Statement of Activities, capital assets donated to the City are reported as general revenue, whereas in the governmental funds, capital assets donated do not increase financial resources. Thus, the change in net assets differs from the change in fund balances by the value of the asset donated.

1,101,472

Interest on deferred loans in the Statement of Activities do not provide current financial resources and are not reported as revenues in the funds.

308,825

Repayment of loans is reported as a revenue in governmental funds, and thus, has the effect of increasing fund balance because current financial resources have been received. For the City as a whole, however, the loan payments reduce the receivables in the Statement of Net Assets and do not result as a revenue in the Statement of Activities. The City's loan receivable was reduced because loan payments were received.

(457,741)

Governmental funds report expenditures pertaining to the establishment of certain deferred revenue related to long-term loans made. These deferred credits are not reported on the Statement of Net Assets and, therefore, the corresponding expense is not reported on the Statement of Activities.

1,347,737

Long term debt proceeds are reported as financing sources in governmental funds and thus contribute to the change in fund balances. However, issuing debt increases the long-term liabilities in the statement of net assets and does not affect the statement of activities. Proceeds were received from:

Capital lease obligations		(1,873,460)
---------------------------	--	-------------

Bonds issuance cost are expensed on the fund statements. However, in the government-wide statement of activities, the bonds issuance cost are allocated over the life of the bonds. This amount represent the current year amortization of the bond issuance cost.

(35,790)

Repayment of debt principal is an expenditure in the governmental funds, but the repayment reduces long-term liabilities in the Statement of Net Assets.

Lease revenue bonds		420,000
Capital lease obligations		183,482
Tax allocation bonds		1,160,343

Some expenses reported in the Statement of Activities do not require the use of current financial resources and therefore are not reported as expenditures in governmental funds. In addition, interest on long-term debt is not recognized under the modified accrual basis of accounting until due, rather than as it accrues.

Decrease in long-term claims liability		237,252
Decrease in long-term compensated absences		94,040
Amortization of debt premium		10,375
Amortization of debt discount		(4,342)
Amortization of advance refunding difference		(41,182)
Increase in net pension obligation		(104,617)
Decrease in accrued interest payable		29,083

Internal service funds are used by management to charge the costs of certain activities to individual funds. The net expense of certain activities of the internal service funds is reported with governmental activities.

(1,210,436)

Change in Net Assets of Governmental Activities	\$	1,693,343
--	-----------	------------------

See accompanying notes to the basic financial statements.

PROPRIETARY FUND FINANCIAL STATEMENTS

Water Fund - This fund accounts for the operation of the City's water utility, a self-supporting activity which provides services on a user charge basis to residences and businesses.

Sewer Fund - This fund accounts for the maintenance of the City's sewer lines and related facilities. It is a self-supporting activity which provides services on a user charge basis to residences and businesses.

Marina Fund - This fund accounts for the operation of the City's Marina, which includes renting berths and fueling boats.

Prewett Water Park - This fund accounts for the operation of the Prewett Water Park, an aquatic recreational park.

Internal Service Funds - These funds account for the maintenance and replacement of vehicles and equipment; the operation, maintenance, and replacement of office equipment used by City departments; charges for workers' compensation expenses; charges for post retirement medical benefits and charges for loss control, on a cost-reimbursement basis.

This page intentionally left blank.

City of Antioch
Statement of Fund Net Assets
Proprietary Funds
June 30, 2011

	Business-type Activities - Enterprise Funds					Governmental
	Water	Sewer	Marina	Non-major	Total	Activities
				Prewett Water Park		Internal Service Funds
ASSETS						
Current assets:						
Cash and investments	\$ 19,041,502	\$ 11,143,865	\$ 464,413	\$ 123,531	\$ 30,773,311	\$ 2,364,236
Accounts receivables, net	3,397,153	557,569	765,946	100,088	4,820,756	321,108
Interest receivables	6	-	-	-	6	-
Due from other funds	-	-	-	-	-	290,870
Materials, parts and supplies	247,990	-	26,669	-	274,659	48,442
Prepaid items	19,217	13,912	-	2,789	35,918	97,766
Deferred bond issuance costs	38,706	-	-	-	38,706	-
Restricted cash and investments	1,476,245	-	-	-	1,476,245	-
Total current assets	24,220,819	11,715,346	1,257,028	226,408	37,419,601	3,122,422
Noncurrent assets:						
Capital assets:						
Nondepreciable:						
Land	1,002,231	14,553	469,953	2,071,730	3,558,467	-
Construction in progress	1,666,994	635,815	2,651,731	-	4,954,540	-
Depreciable:						
Water and sewer pipes	62,318,209	61,216,808	-	-	123,535,017	-
Structures and improvements	51,227,489	9,215,275	9,728,377	14,854,236	85,025,377	-
Vehicles and equipment	2,946,608	255,543	137,082	400,139	3,739,372	10,271,250
Less accumulated depreciation	(37,294,167)	(13,008,545)	(6,272,162)	(8,599,675)	(65,174,549)	(8,492,670)
Total capital assets	81,867,364	58,329,449	6,714,981	8,726,430	155,638,224	1,778,580
Total assets	106,088,183	70,044,795	7,972,009	8,952,838	193,057,825	6,529,213
LIABILITIES						
Current liabilities:						
Accounts payable	1,165,245	164,670	35,356	70,444	1,435,715	83,692
Accrued payroll	109,446	28,702	6,657	61,602	206,407	30,779
Interest payable	38,694	-	141,716	-	180,410	-
Deposits	73,662	25	43,250	29,034	145,971	-
Due to other funds	-	-	-	-	-	290,870
Deferred revenue	-	-	-	44,741	44,741	-
Compensated absences - due within one year	36,997	4,779	448	1,777	44,001	7,117
Water revenue bonds - due within one year	699,918	-	-	-	699,918	-
Marina loans payable - due within one year	-	-	138,463	-	138,463	-
Total current liabilities	2,123,962	198,176	365,890	207,598	2,895,626	412,458
Noncurrent liabilities:						
Compensated absences - due in more than one year	332,978	43,015	4,036	12,992	393,021	64,048
Net OPEB obligation	-	-	-	-	-	141,513
Water revenue bonds - due in more than one year	1,494,918	-	-	-	1,494,918	-
Marina loans - due in more than one year	-	-	3,297,082	-	3,297,082	-
Total noncurrent liabilities	1,827,896	43,015	3,301,118	12,992	5,185,021	205,561
Total liabilities	3,951,858	241,191	3,667,008	220,590	8,080,647	618,019
NET ASSETS						
Invested in capital assets, net of related debt	79,672,528	58,329,449	3,279,436	8,726,430	150,007,843	1,778,580
Restricted for debt service	1,476,245	-	-	-	1,476,245	-
Unrestricted	20,987,552	11,474,155	1,025,565	5,818	33,493,090	4,132,614
Total net assets	\$ 102,136,325	\$ 69,803,604	\$ 4,305,001	\$ 8,732,248	184,977,178	\$ 5,911,194

Some amounts reported for business-type activities in the statement of net assets are different because certain internal service fund assets and liabilities are included with business-type activities.

(1,636,890)
Net assets of business-type activities \$ 183,340,288

See accompanying notes to the basic financial statements

City of Antioch
Statement of Revenues, Expenses and Changes in Fund Net Assets
Proprietary Funds
For the Fiscal Year Ended June 30, 2011

	Business-type Activities - Enterprise Funds				Total
	Water	Sewer	Marina	Non-major Prewett Water Park	
OPERATING REVENUES:					
Charges for services	\$ 21,686,765	\$ 4,320,410	\$ 657,885	\$ 1,039,754	\$ 27,704,814
Revenue from other agencies	100,000	-	1,472,004	-	1,572,004
Other revenue	99,640	4,968	30,295	4,623	139,526
Total operating revenues	21,886,405	4,325,378	2,160,184	1,044,377	29,416,344
OPERATING EXPENSES:					
Wages and benefits	3,923,290	1,205,516	242,192	675,519	6,046,517
Utilities	1,590,379	-	31,286	160,173	1,781,838
Contractual services	7,496,980	490,952	156,306	92,307	8,236,545
Tools and supplies	3,484,500	175,932	100,250	179,684	3,940,366
Depreciation	2,146,307	1,192,300	306,497	569,306	4,214,410
Repairs and maintenance	113,788	7,586	113	53,617	175,104
Total operating expenses	18,755,244	3,072,286	836,644	1,730,606	24,394,780
OPERATING INCOME (LOSS)	3,131,161	1,253,092	1,323,540	(686,229)	5,021,564
NONOPERATING REVENUES (EXPENSES):					
Gain (loss) from sale of capital assets	-	-	-	-	-
Investment income	217,060	130,247	-	1,652	348,959
Investment (expense)	(97,470)	-	(161,508)	-	(258,978)
Total nonoperating revenues (expenses)	119,590	130,247	(161,508)	1,652	89,981
INCOME (LOSS) BEFORE CAPITAL CONTRIBUTIONS AND TRANSFERS					
CONTRIBUTIONS AND TRANSFERS	3,250,751	1,383,339	1,162,032	(684,577)	5,111,545
Capital contribution - developer	749,550	801,195	-	-	1,550,745
Capital contribution - connection fees	409,656	203,220	-	-	612,876
Transfers in	-	-	706,458	125,000	831,458
Transfers (out)	(465,283)	(427,498)	(1,104)	(6,203)	(900,088)
CHANGE IN NET ASSETS	3,944,674	1,960,256	1,867,386	(565,780)	7,206,536
NET ASSETS:					
Beginning of year	98,191,651	67,843,348	2,437,615	9,298,028	
End of year	\$ 102,136,325	\$ 69,803,604	\$ 4,305,001	\$ 8,732,248	

Some amounts reported for business-type activities in the statement of activities are different because the net revenue (expense) of certain internal service funds is reported with business-type activities.

	(157,302)
Change in net assets of business-type activities	<u>\$ 7,049,234</u>

See accompanying notes to the basic financial statements.

Governmental
Activities
Internal
Service
Funds

\$ 4,471,081
-
53,776
4,524,857

2,233,536
-
2,461,635
645,438
523,745
312,251
6,176,605

(1,651,748)

15,554
33,459
-
49,013

(1,602,735)

-
-
313,193
(78,197)

(1,367,739)

7,278,933

\$ 5,911,194

City of Antioch
Statement of Cash Flows
Proprietary Funds
For the Fiscal Year Ended June 30, 2011

	Business-type Activities - Enterprise Funds					Governmental
	Water	Sewer	Marina	Non-major Prewett Water Park	Total	Internal Service Funds
CASH FLOWS FROM OPERATING ACTIVITIES:						
Cash receipt from customers	\$ 21,726,620	\$ 4,236,643	\$ 1,451,531	\$ 1,038,093	\$ 28,452,887	\$ -
Cash receipt from other funds	-	-	-	-	-	5,299,436
Cash paid to suppliers for goods and services	(13,002,565)	(577,330)	(294,642)	(540,928)	(14,415,465)	(3,419,614)
Cash paid to employees for services	(3,884,823)	(1,251,234)	(244,570)	(682,349)	(6,062,976)	(2,299,896)
Net cash provided by (used in) operating activities	4,839,232	2,408,079	912,319	(185,184)	7,974,446	(420,074)
CASH FLOWS FROM NONCAPITAL FINANCING ACTIVITIES:						
Transfers in	-	-	706,458	125,000	831,458	313,193
Transfers (out)	(465,283)	(427,498)	(1,104)	(6,203)	(900,088)	(78,197)
Net cash provided by (used in) noncapital financing activities	(465,283)	(427,498)	705,354	118,797	(68,630)	234,996
CASH FLOWS FROM CAPITAL AND RELATED FINANCING ACTIVITIES:						
Capital asset additions	(158,978)	(524,740)	(1,973,350)	-	(2,657,068)	(342,286)
Capital contributions	409,656	203,220	-	-	612,876	-
Proceeds from sale of capital assets	-	-	-	-	-	15,554
Principal paid on bonds	(695,000)	-	(132,501)	-	(827,501)	-
Interest paid on bonds	(68,460)	-	(166,974)	-	(235,434)	-
Net cash provided by (used in) capital and related financing activities	(512,782)	(321,520)	(2,272,825)	-	(3,107,127)	(326,732)
CASH FLOWS FROM INVESTING ACTIVITIES:						
Interest received	217,054	130,247	-	1,652	348,953	33,459
Net cash provided by (used in) investing activities	217,054	130,247	-	1,652	348,953	33,459
Net change in cash and cash equivalents	4,078,221	1,789,308	(655,152)	(64,735)	5,147,642	(478,351)
CASH AND CASH EQUIVALENTS:						
Beginning of year	16,439,526	9,354,557	1,119,565	188,266	27,101,914	2,842,587
End of year	<u>\$ 20,517,747</u>	<u>\$ 11,143,865</u>	<u>\$ 464,413</u>	<u>\$ 123,531</u>	<u>\$ 32,249,556</u>	<u>\$ 2,364,236</u>
RECONCILIATION OF OPERATING INCOME (LOSS) TO NET CASH PROVIDED BY (USED IN) OPERATING ACTIVITIES:						
Operating income (loss)	\$ 3,131,161	\$ 1,253,092	\$ 1,323,540	\$ (686,229)	\$ 5,021,564	\$ (1,651,748)
Adjustments to reconcile operating income (loss) to cash flows from operating activities:						
Depreciation	2,146,307	1,192,300	306,497	569,306	4,214,410	523,745
Decrease (increase) in:						
Accounts receivable	(142,052)	(88,735)	(708,503)	60,866	(878,424)	(301,408)
Materials, parts, and supplies	(16,251)	-	(21,520)	-	(37,771)	(26,361)
Other post employment benefit obligation	-	-	-	-	-	914,419
Prepaid items	(636)	(3,261)	19	400	(3,478)	13,353
Increase (decrease) in:						
Accounts payable	(300,031)	100,401	14,814	(55,547)	(240,363)	12,718
Accrued payroll	4,677	(5,808)	(3,267)	(5,187)	(9,585)	(4,889)
Deposits	13,629	-	(150)	3,609	17,088	-
Deferred revenue	(31,362)	-	-	(70,759)	(102,121)	-
Accrued compensated absences	33,790	(39,910)	889	(1,643)	(6,874)	(61,471)
Net cash provided by (used in) operating activities	\$ 4,839,232	\$ 2,408,079	\$ 912,319	\$ (185,184)	\$ 7,974,446	\$ (420,074)
SUPPLEMENTAL DISCLOSURE OF NONCASH CAPITAL AND RELATED FINANCING ACTIVITIES:						
Capital assets contributed by developers	\$ 749,550	\$ 801,195	\$ -	\$ -	\$ 1,550,745	\$ -
Total noncash capital and related financing activities	\$ 749,550	\$ 801,195	\$ -	\$ -	\$ 1,550,745	\$ -

See accompanying notes to the basic financial statements.

FIDUCIARY FUND FINANCIAL STATEMENTS

City of Antioch
Statement of Fiduciary Fund Assets and Liabilities
Agency Funds
June 30, 2011

ASSETS

Cash and investments	\$	1,572,442
Accounts receivable		13
Assessment receivable		338,582
Interest receivable		57,371
Restricted cash and investments		<u>8,886,114</u>
Total assets	\$	<u><u>10,854,522</u></u>

LIABILITIES

Accounts payable	\$	50,019
Due to others		<u>10,804,503</u>
Total liabilities	\$	<u><u>10,854,522</u></u>

See accompanying notes to the basic financial statements.

CITY OF ANTIOCH

Notes to the Basic Financial Statements For the Fiscal Year Ended June 30, 2011

NOTE 1 - THE FINANCIAL REPORTING ENTITY

(a) Reporting Entity

The City of Antioch, California (the "City"), operates under the Council-Manager form of government and provides the following services: police, highways and streets, sanitation, health services, culture-recreation, public improvements, planning and zoning, general administration services, water, and redevelopment through the Antioch Development Agency.

The governmental reporting entity consists of the City (Primary Government) and its component units. Component units are legally separate organizations for which the City is financially accountable or other organizations whose nature and significant relationship with the City are such that exclusion would cause the City's financial statements to be misleading or incomplete. Financial accountability is defined as the appointment of a voting majority of the component unit's board, and (1) either the City's ability to impose its will on the organization or (ii) there is potential for the organization to provide a financial benefit to or impose a financial burden on the City.

The basic financial statements include blended component units. The blended component units, although legally separate entities are, in substance, part of the City's operations and so data from these units are combined with data of the primary government.

For financial reporting purposes, the City's basic financial statements include all financial activities that are controlled by or are dependent upon actions taken by the City's Council. The financial statements of the individual component units may be obtained by writing to the City of Antioch, Finance Department, P.O. Box 5007, Antioch, CA 94531-5007.

(b) Blended Component Units

Antioch Development Agency

The Antioch Development Agency (Agency) was created to prepare and implement plans for improvement, rehabilitation and development of certain areas within the City. The Agency and the City have a financial and operational relationship, which requires that the Agency's basic financial statements be blended into the City's basic financial statements. The Agency's Board consists exclusively of all five members of the City Council.

Antioch Public Financing Authority

The Antioch Public Financing Authority (APFA) was formed for the purpose of financing the Water Treatment Plant Expansion, the Police Facilities Projects and other infrastructure improvements. The APFA and the City have a financial and operational relationship, which requires that the APFA's financial statements be blended into the City's financial statements. The APFA's Board consists exclusively of all five members of the City Council.

NOTE 2 - SUMMARY OF SIGNIFICANT ACCOUNTING POLICIES

(a) Basis of Presentation

Government-wide Financial Statements

The statement of net assets and statement of activities display information about the primary government (the City) and its component units. These statements include the financial activities of the overall government, except for fiduciary activities. Eliminations have been made to minimize the double counting of internal activities. These statements distinguish between the *governmental* and *business-type activities* of the City. Governmental activities, which normally are supported by taxes and intergovernmental revenues and other non exchange transactions, are reported separately from business-type activities, which rely to a significant extent on fees charged to external parties.

CITY OF ANTIOCH

Notes to the Basic Financial Statements For the Fiscal Year Ended June 30, 2011

The statement of activities presents a comparison between direct expenses and program revenues for each segment of the business-type activities of the City and for each function of the City's governmental activities. Direct expenses are those that are specifically associated with a program or function; and, therefore, are clearly identifiable to a particular function. Program revenues include 1) fees, fines and charges paid by the recipients of goods or services offered by the programs and 2) grants and contributions that are restricted to meeting the operational or capital requirements of a particular program. Revenues that are not classified as program revenues, including all taxes, are presented instead as general revenues.

Fund Financial Statements

The fund financial statements provide information about the City's funds, including fiduciary funds and blended component units. Separate statements for each fund category - *governmental, proprietary and fiduciary* - are presented. The emphasis of fund financial statements is on major governmental and enterprise funds, each displayed in a separate column. All remaining governmental and enterprise funds are separately aggregated and reported as non major funds.

Proprietary funds distinguish operating revenues and expenses and non operating items. Operating revenues and expenses generally result from providing services in connection with the fund's principal ongoing operations. The principal operating revenues of the City's enterprise and internal service funds are charges for customer services including: water and sewer charges, marina and water park fees, equipment maintenance and usage fees, and support charges. Operating expenses for enterprise funds and internal service funds include the cost of services, administrative expenses and depreciation on capital assets. All other revenues and expenses not meeting this definition are reported as non operating revenues and expenses.

The City reports the following major governmental funds:

- The *General Fund* is used to account for all of the general revenues of the City not specifically levied or collected for other City funds and the related expenditures. The General Fund accounts for all financial resources of the City which are not accounted for in another fund. For the City, the General Fund includes such activities as general government, public works, public safety, parks and recreation and community development.
- The *Housing and Community Development Fund* accounts for grant funds received from the Federal government for the purpose of developing viable urban communities.
- The *Low and Moderate Income Housing Fund* was established by the Antioch Development Agency to account for tax allocations set aside for the purpose of increasing or improving the City's supply of low or moderate income housing.
- The *ADA Project #1 Fund* was established by the Antioch Development Agency to account for acquisition, demolition and construction of Development Agency Project Area #1 of the City of Antioch. Financing is provided by property tax increments and bond proceeds.

The City reports the following major enterprise funds:

- The *Water Fund* accounts for the operation of the City's water utility, a self-supporting activity, which provides services on a user charge basis to residences and businesses.
- The *Sewer Fund* accounts for the maintenance of the City's sewer lines and related facilities. It is a self-supporting activity, which provides services on a user charge basis to residences and businesses.
- The *Marina Fund* accounts for the operation of the City's Marina Complex, which includes renting berths and fueling boats to the public.

CITY OF ANTIOCH

Notes to the Basic Financial Statements For the Fiscal Year Ended June 30, 2011

The City reports the following additional fund types:

- *Internal Service Funds* account for the maintenance and replacement of vehicles and equipment; the operation, maintenance, and replacement of office equipment used by City departments; charges for workers' compensation expenses; charges for post retirement medical benefits and charges for loss control, on a cost-reimbursement basis.
- *Agency Funds* account for assets held by the City in the capacity of agent for individuals (refundable cash bonds and employee benefits), other governmental agencies (Fire Protection District and ECWMA) and special assessment debt without city commitment.

(b) Measurement Focus, Basis of Accounting

The government-wide, proprietary and fiduciary fund financial statements are reported using the economic resources measurement focus. Agency funds have no measurement focus. The government-wide and proprietary fund financial statements are reported using the accrual basis of accounting. Revenues are recorded when earned and expenses are recorded at the time liabilities are incurred, regardless of when the related cash flows take place. Non exchange transactions, in which the City gives (or receives) value without directly receiving (or giving) equal value in exchange, include property and sales tax, grants, entitlements and donations. On an accrual basis, revenue from property taxes is recognized in the fiscal year for which the taxes are levied. Revenues from sales tax are recognized when the underlying transactions take place. Revenues from grants, entitlements and donations are recognized in the fiscal year in which all eligibility requirements have been satisfied.

Governmental funds are reported using the current financial resources measurement focus and the modified accrual basis of accounting. Under this method, revenues are recognized when measurable and available. Property and sales taxes, interest, certain state and federal grants and charges for services are accrued when their receipt occurs within sixty days after the end of the accounting period so as to be both measurable and available. Expenditures are generally recorded when a liability is incurred, as under accrual accounting. However, debt service expenditures, as well as expenditures related to claims and judgments are recorded only when payment is due. General capital assets acquisitions are reported as expenditures in governmental funds. Proceeds of general long-term debt and capital leases are reported as other financing sources.

Under the terms of grant agreements, the City funds certain programs by a combination of specific cost-reimbursement grants, categorical block grants and general revenues. Thus, when program expenses are incurred, there are both restricted and unrestricted net assets available to finance the program. It is the City's policy to first apply cost-reimbursement grant resources to such programs, followed by categorical block grants, and then by general revenues. With respect to the gas tax fund, it is the City's policy to first apply revenues other than the gas tax itself to expenditures incurred within that program. Private-sector standards of accounting and financial reporting issued prior to December 1, 1989, generally are followed in both the government-wide and enterprise fund financial statements to the extent that those standards do not conflict with or contradict guidance of the Governmental Accounting Standards Board (GASB). Governments also have the option of following subsequent private-sector guidance for their business-type activities and enterprise funds, subject to the same limitation. The City has elected not to follow subsequent private-sector guidance.

(c) Internal Investment Pool

The City maintains an internal investment pool that is available for use by all funds. Investments in non-participating interest earning contracts (including guaranteed investment contracts) are reported at cost, and all other investments at fair value. Fair value is determined annually and is based on current market prices. The method of allocating interest earned on pooled deposits and investments among funds is based on average cash balances.

CITY OF ANTIOCH

Notes to the Basic Financial Statements For the Fiscal Year Ended June 30, 2011

For purposes of the accompanying statement of cash flows for the enterprise and internal service funds, cash equivalents are defined as investments with original maturities of 90 days or less, which are readily convertible to known amounts of cash. The City considers all pooled cash and investments (consisting of cash and investments and restricted cash and investments) held by the City as cash and cash equivalents because the pool is used essentially as a demand deposit account from the standpoint of the funds. The City also considers all non-pooled cash and investments (consisting of cash with fiscal agent and restricted cash and investments held by fiscal agent) as cash and cash equivalents because investments meet the criteria for cash equivalents defined above.

(d) Receivables

During the course of normal operations, the City carried various receivable balances for taxes, interest, services, loan, utilities and special assessments. Accounts receivables are shown net of an allowance for doubtful accounts of \$62,828 in the General Fund and \$354,559 in the Water Enterprise Fund.

(e) Materials, Parts and Supplies

Material, parts and supplies are valued at average cost. Material, parts and supplies recorded in the internal service funds consist of expendable supplies for consumption. The cost is recorded as an expense at the time individual inventory items are consumed. Material, parts and supplies recorded in the Marina Enterprise Fund consists primarily of merchandise held for resale to the public.

(f) Loans Receivable

For the purposes of the governmental funds financial statements, expenditures related to long-term loans arising from loan subsidy programs are charged to operations upon funding and the loans are recorded with an offset to a deferred revenue account. The balance of the long-term loans receivable includes loans that may be forgiven if certain terms and conditions of the loans are met. For purposes of the government-wide financial statements, long-term loans are not offset by deferred revenue accounts and are net of an allowance.

(g) Bond Issuance Costs, Original Issue Discounts and Premiums and Refunding of Debt

In the government-wide financial statements and the proprietary fund financial statements, long-term debt and other long-term obligations are reported as liabilities in the applicable governmental activities, business-type activities, or proprietary fund statement of net assets. Bond premiums and discounts, as well as issuance costs, are deferred and amortized over the life of the bonds. Bonds payable are reported net of the applicable bond premium or discount. Bond issuance costs are reported as deferred charges and are amortized on a straight-line basis over the term of the related debt.

In the fund financial statements, governmental fund types recognize bond premiums and discounts, as well as bond issuance costs, during the current period. Issuance costs, whether or not withheld from the actual debt proceeds received are reported as debt service expenditures.

Gains or losses occurring from advance refundings, completed subsequent to June 30, 1993, are deferred and amortized into expense for both business-type activities and proprietary funds. For governmental activities, they are deferred and amortized into expense if they occurred subsequent to June 30, 2001.

(h) Capital Assets

Capital assets (including infrastructure) are recorded at historical cost or at estimated historical cost if actual historical cost is not available. Contributed capital assets are valued at their estimated fair market value on the date contributed. Capital assets include public domain (infrastructure) general capital assets consisting of certain improvements including roads, bridges, water/sewer, lighting systems, drainage systems, and flood control. The City defines capital assets as assets with an estimated useful life in excess of one year and an initial, individual cost of \$5,000 or more.

CITY OF ANTIOCH

**Notes to the Basic Financial Statements
For the Fiscal Year Ended June 30, 2011**

Capital assets used in operations are depreciated or amortized (assets under capital leases) using the straight-line method over the lesser of the capital lease period or their estimated useful lives in the government-wide statements and proprietary funds.

The estimated useful lives are as follows:

Infrastructure	20 to 50 years
Water and Sewer Pipes	75 years
Structures and Improvements	10-30 years
Equipment	5-20 years
Vehicles	5-15 years

Maintenance and repairs are charged to operations when incurred. Betterments and major improvements, which significantly increase values, change capacities or extend useful lives, are capitalized. Upon sale or retirement of capital assets, the cost and related accumulated depreciation are removed from the respective accounts and any resulting gain or loss is included in the results of operations.

(i) Property Taxes and Special Assessments Revenue

Revenue is recognized in the fiscal year for which the tax and assessment are levied. The County of Contra Costa levies, bills and collects property taxes and special assessments for the City; under the County's "Teeter Plan", the County remits the entire amount levied and handles all delinquencies, retaining interest and penalties.

Taxes are levied for each fiscal year on taxable real and personal property situated in the County. The levy is based on the assessed values as of the preceding January 1st, which is also the lien date. Property taxes on the secured roll are due in two installments: November 1st and February 1st and become delinquent after December 10th and April 10th, respectively. Supplemental property taxes are levied based on changes in assessed values between the date of real property sales or construction completion and the preceding assessment date. The additional supplemental property taxes are prorated from the first day of the month following the date of such occurrence. Property taxes on the unsecured roll are due on the lien date (January 1), and become delinquent if unpaid by August 31st.

Special assessment districts are established in various parts of the City to provide improvements to properties located in those districts. Properties are assessed for the cost of improvements; these assessments are payable over the term of the debt issued to finance the improvements.

(k) Accumulated Compensated Absences

The City accrues the cost for compensated absences (vacation, sick leave and comp time) when they are earned. City employees have a vested interest in accrued vacation time and all vacation hours will eventually either be used or paid by the City. Generally, employees earn and use their current vacation hours with a small portion being accrued or unused each year. As this occurs, the City incurs an obligation to pay for these unused hours. Sick leave benefits are only vested for employees with more than 10 years of service, up to a maximum of 40% of 800 hours.

CITY OF ANTIOCH

**Notes to the Basic Financial Statements
For the Fiscal Year Ended June 30, 2011**

(l) Interfund Transactions

Interfund transactions are reflected as either loans, services provided, reimbursements or transfers. Loans are reported as receivables and payables as appropriate, are subject to elimination upon consolidation and are referred to as either "due to/from other funds" (i.e., the current portion of interfund loans) or "advances to/from other funds" (i.e., the noncurrent portion of interfund loans). Any residual balances outstanding between the governmental activities and the business-type activities are reported in the government-wide financial statements as "internal balances". Advances between funds, as reported in the fund financial statements, are offset by a fund balance reserve account in applicable governmental funds to indicate that they are not available for appropriation and are not available financial resources.

Services provided, deemed to be at market or near market rates, are treated as revenues and expenditures/expenses. Reimbursements are when one fund incurs a cost, charges the appropriate benefiting fund and reduces its related cost as a reimbursement. All other interfund transactions are treated as transfers. Transfers within governmental or proprietary funds are netted as part of the reconciliation to the government-wide presentation.

(m) Estimates

The preparation of basic financial statements in conformity with accounting principles generally accepted in the United States of America requires management to make estimates and assumptions that affect certain reported amounts and disclosures. Accordingly, actual results could differ from those estimates.

(n) New Pronouncements

In fiscal year 2011, the City adopted the following Governmental Accounting Standards Board Statement:

- GASB Statement No. 54, *Fund Balance Reporting and Governmental Fund Type Definitions*

GASB Statement No. 54 establishes new categories for reporting fund balance and revises the definitions for governmental fund types.

NOTE 3 – STEWARDSHIP, COMPLIANCE AND ACCOUNTABILITY

(a) Deficit Fund Balances

The fund listed below had a fund balance deficit at June 30, 2011:

Capital Projects Fund:
ADA Project Area #1 (\$2,411,391)

This deficit is due to deferred set aside payments owed to the Low and Moderate Income Housing Fund. A repayment plan has been established, with the obligation to be settled in 2019 (see note 5b). Although the deficit in the ADA Project Area #1 Capital Projects Fund is anticipated to be cured by future tax increment revenues received, the State of California has passed two assembly bills which threaten the future of redevelopment agencies throughout the State. AB1X 26 and AB 1X 27 eliminate redevelopment agencies unless they opt into a voluntary program to transfer tax increment revenues to the State. While the City of Antioch has taken formal action to opt into the voluntary program, the bills have been challenged in the Supreme Court as to their constitutionality. The case is currently pending, with a decision expected in January 2012.

CITY OF ANTIOCH

**Notes to the Basic Financial Statements
For the Fiscal Year Ended June 30, 2011**

(b) Expenditures in Excess of Budget

Expenditures in the funds below exceeded appropriations by the amounts indicated, largely because budgets were not revised for higher than anticipated capital outlays or other unexpected expenditures. In the Housing and Community Development Fund, affordable housing projects were approved by Council and the budget was amended based on projected drawdown dates by the developer. More draws occurred prior to year end than anticipated. Funds were available and reimbursed by CDBG grant funds, and the fund received more grant reimbursements than budgeted for as well. In ADA Project Area #1, the significant excess is due to the transfer of land held for redevelopment to the City. While the transfer of the actual assets were approved by the City Council, a formal budget amendment to recognize the expenditure was not done. Sufficient resources were available to finance these expenditures, primarily in the form of higher revenues and transfers than expected or from available fund balance.

	Appropriated Final Budget	Actual Expenditures	Excess
<i>Major Special Revenue Funds:</i>			
Housing and Community Development	\$ 3,315,525	\$ 4,079,012	\$ (763,487)
<i>Major Capital Projects Funds:</i>			
ADA Project Area #1	1,192,539	1,568,481	(375,942)
<i>Nonmajor Special Revenue Funds:</i>			
Traffic Safety	180	232	(52)
Tidelands Assembly Bill-1900	478	533	(55)
Supplemental Law Enforcement	-	43	(43)
Park 1A Maintenance District	107,156	109,912	(2,756)
Asset Forfeiture	166,221	181,396	(15,175)
Gas Tax	1,166,981	1,280,466	(113,485)
Delta Fair Property	571	612	(41)
<i>Nonmajor Capital Projects Funds:</i>			
ADA Project Area #2	75,766	75,838	(72)

CITY OF ANTIOCH

**Notes to the Basic Financial Statements
For the Fiscal Year Ended June 30, 2011**

NOTE 4 - CASH AND INVESTMENTS

(a) Cash and Investment Balances

The City has the following cash and investments at June 30, 2011:

Cash and investments:	
Petty cash	\$ 4,970
Deposits in banks	8,375,063
U.S. Government securities	24,365,621
U.S. Government agencies	18,169,802
Medium-term corporate notes	9,238,564
Money market	1,643,905
California Local Agency Investment Fund	9,146,086
Total cash and investments	70,944,011
Restricted cash and investments:	
California Asset Management Program	8,742
Guaranteed investment contracts	4,320,099
Money market	7,235,341
Repurchase agreements	422,750
Total restricted cash and investments	11,986,932
Total	\$ 82,930,943

Cash and investments are presented on the Statement of Net Assets as follows at June 30, 2011:

	Government-Wide Statement of Net Assets	Fiduciary Funds Statement of Assets and Liabilities	Total
Cash and investments	\$ 69,371,569	\$ 1,572,442	\$ 70,944,011
Restricted cash and investments	3,100,818	8,886,114	11,986,932
Total	\$ 72,472,387	\$ 10,458,556	\$ 82,930,943

The City's dependence on property tax receipts, which are received semi-annually, requires it to maintain significant cash reserves to finance operations during the remainder of the year. The City pools cash from all sources and all funds, except amounts required to be held with fiscal agents, so that it can be safely invested at maximum yield and liquidity. Investment income is allocated among funds on the basis of average month-end cash balances.

Restricted cash and investments at June 30, 2011 was \$11,986,932, which was held by trustees or fiscal agents. These funds may only be used for specific capital outlay or for the payment of certain bonds or tax allocation bonds, and have been invested only as permitted by State statutes or applicable City ordinance, resolution or bond indentures.

CITY OF ANTIOCH

Notes to the Basic Financial Statements For the Fiscal Year Ended June 30, 2011

(b) Cash Deposits

The carrying amount of the City's cash deposits was \$8,380,033 at June 30, 2011. The bank balance at June 30, 2011, was \$8,927,931, which was fully insured and/or was collateralized with securities held by the pledging financial institutions in the City's name as described in the following paragraph.

The California Government Code requires California banks and savings and loan associations to secure the City's cash deposits by pledging securities as collateral. This Code states that collateral pledged in this manner shall have the effect of perfecting a security interest in such collateral superior to those of a general creditor. Thus, collateral for cash deposits is considered to be held in the City's name. The fair value of pledged government securities must equal at least 110% of the City's cash deposits. California law also allows institutions to secure City deposits by pledging first trust deed mortgage notes having a value of 150% of the City's total cash deposits. The City has waived collateral requirements for cash deposits, which are fully insured up to \$250,000 by the Federal Deposit Insurance Corporation or Savings Association Insurance Fund.

(c) Investments

The City's investment policy, bond indentures, and Section 53601 of the California Government Code allow the City to invest in the following types of investments:

- Securities of the U.S. Government or its agencies
- Certificates of Deposit
- Bankers' Acceptances
- Commercial Paper
- Investment Grade Medium Term Corporate Notes
- Repurchase Agreements
- Local Agency Investment Fund Deposits
- Insured Savings Accounts or Money Market Accounts
- Guaranteed Investment Contracts
- Mutual funds as permitted by the Code

The City did not enter into reverse repurchase agreements during the year ended June 30, 2011.

At June 30, 2011, the City's investment position in the State of California Local Agency Investment Fund (LAIF) was \$9,146,086. This amount reflects the City's market value share in the pool. A factor of 100.1576470% was used to determine the market value. The total amount invested by all public agencies in LAIF at that day was \$66,515,727,874. Of that amount, 94.99% is invested in non derivative financial products and 5.01%, as compared to 5.42% in previous year, in structured notes and asset-backed securities. The Local Investment Advisory Board (Board) has oversight responsibility for LAIF. The Board consists of five members as designated by State Statute. The value of the pool shares in LAIF, which may be withdrawn, is determined on an amortized cost basis, which is different than the fair value of the City's position in the pool. Information is not available on whether the mutual funds in which the City has invested used, held or wrote derivative products during the fiscal year ended June 30, 2011.

As of June 30, 2011, the City's investment in the California Asset Management Program (CAMP) pool was \$8,742. A board of five trustees who are officials or employees of public agencies has oversight responsibility for CAMP. The value of the pool shares in CAMP, which may be withdrawn, is determined on an amortized cost basis, which is different than the fair value of the City's position in the pool.

CITY OF ANTIOCH

**Notes to the Basic Financial Statements
For the Fiscal Year Ended June 30, 2011**

(d) Interest Rate Risk

As a means of limiting its exposure to fair value losses arising from interest rates, the City's investment policy limits investments to a maximum maturity of five years. At June 30, 2011, the City had the following investment maturities:

Investment Type	Fair Value	Investment Maturities (In Years)		
		Less than 1	1 to 2	2 to 3
U.S. Government securities	\$ 24,365,621	\$ 14,162,339	\$ 10,203,282	\$ -
U.S. Government agencies	18,169,802	1,506,144	406,190	16,257,468
Medium-term corporate notes	9,238,564	-	3,197,603	6,040,961
Money Market	1,643,905	1,643,905	-	-
Total	\$ 53,417,892	\$ 17,312,388	\$ 13,807,075	\$ 22,298,429

(e) Credit Risk

State law limits investments in commercial paper and corporate bonds to the top two ratings issued by nationally recognized statistical rating organizations (NRSROs). It is the City's policy to limit its investments in these investment types to the top rating issued by NRSROs, including raters Standard & Poor's and Moody's Investor's Service. At June 30, 2011, the City's credit risks, expressed on a percentage basis, were as follows:

Credit Quality Distribution for Securities with Credit Exposure as a percentage of total investments

Investment Type	S&P's Credit Rating	% of Investments
U.S. Government securities	TSY	42.55%
U.S. Government securities	AAA	4.51%
U.S. Government agencies	AAA	35.09%
Medium-term corporate notes	AAA	1.94%
Medium-term corporate notes	AA+	4.24%
Medium-term corporate notes	AA-	4.12%
Medium-term corporate notes	AA	0.79%
Medium-term corporate notes	A+	3.64%
Medium-term corporate notes	A	3.12%
Money market	not rated	0.00%
Total		100.00%

(f) Custodial Credit Risk

For an investment, custodial credit risk is the risk that, in the event of the failure of the counterparty, the City will not be able to recover the value of its investments or collateral securities that are in the possession of an outside party. None of the City's investments were subject to custodial credit risk.

CITY OF ANTIOCH

**Notes to the Basic Financial Statements
For the Fiscal Year Ended June 30, 2011**

NOTE 5 - INTERFUND RECEIVABLES, PAYABLES AND TRANSFERS

(a) Current Balances

Current balances are expected to be repaid in the normal course of business during the following fiscal year. The City's current balances represent loans to cover temporary shortages of cash in individual funds.

The composition of interfund balances as of June 30, 2011, is as follows:

Due to Other Funds	Due From Other Funds	
	General Fund	Internal Service Funds
Housing and Community Development	\$1,632,433	\$-
Nonmajor Governmental Funds	1,625,432	-
Internal Service Funds	-	290,870
	<u>\$3,257,865</u>	<u>\$290,870</u>

(b) Advances From/To Other Funds

Advance From Other Funds	Advance to Other Funds
ADA Project Area #1	Low and Moderate Income Housing
	<u>\$3,537,849</u>

At June 30, 2011, the Low and Moderate Income Housing Fund has a receivable due from Antioch Development Agency Project Area #1 in the amount of \$3,537,849. The Agency Project Areas are required by the Health and Safety Code to annually set aside 20% of tax increment revenues for low and moderate housing development. Project Area #1 was formed prior to the year this requirement was established. The Agency began repaying the unfunded set-aside in fiscal year 1997. During the fiscal year ended June 30, 2001, the Agency adopted a formal deficit elimination plan for the Low and Moderate Income Housing Fund. As part of this plan, the Agency agreed to pay \$25,000 per year from fiscal year 2000-01 through 2015-16, \$1,350,000 in fiscal year 2016-17, \$1,405,000 in fiscal year 2017-18 and \$657,849 in fiscal year 2018-19. The Agency made principal payments totaling \$25,000 during fiscal year 2010-11.

CITY OF ANTIOCH

**Notes to the Basic Financial Statements
For the Fiscal Year Ended June 30, 2011**

(c) Transfers to/from Other Funds

Transfers are indicative of funding for capital projects, lease payments or debt service, subsidies of various City operations and re-allocations of special revenues. The following schedule summarizes transfers between funds.

		Transfers In							
		Major Fund			Major Fund				
		Low and Moderate		Nonmajor Governmental Funds	Prewett			Internal Service	Total
		General Fund	Income Fund		Marina Enterprise	Water Park Enterprise			
Transfers Out	General Fund	\$ -	\$ -	\$ 694,372	\$ -	\$ 45,000	\$ -	\$ -	\$ 739,372
	Housing & Community	-	-	56,789	-	-	-	-	56,789
	ADA Project Area #1	50,000	890,689	3,536,054	706,458	-	-	-	5,183,201
	Nonmajor:								
	Governmental Funds	3,122,148	579,057	1,669,372	-	80,000	-	-	5,450,577
	Water Enterprise	240,000	-	107,785	-	-	117,498	-	465,283
	Sewer Enterprise	240,000	-	70,000	-	-	117,498	-	427,498
	Marina Enterprise	-	-	1,104	-	-	-	-	1,104
	Prewett Water Park	-	-	6,203	-	-	-	-	6,203
	Internal Service	-	-	-	-	-	78,197	-	78,197
	Total	\$ 3,652,148	\$ 1,469,746	\$ 6,141,679	\$ 706,458	\$ 125,000	\$ 313,193	\$ -	\$ 12,408,224

NOTE 6 - LOANS RECEIVABLE

The composition of the City's governmental activities loans receivable including interest as of June 30, 2011, is as follows:

Rental and Housing Rehabilitation Loans	\$ 3,336,725
Multi-unit Rental Rehabilitation Loans:	
West Rivertown Apartments/Eden Housing Project	6,179,263
Terrace Glen Project	1,898,882
Pinecrest Apartment Project	1,139,998
Rivertown Senior Housing	242,750
Riverstone Apartment	2,191,494
Hillcrest Terrace Project	1,264,347
Habitat for Humanity	367,177
Tabora Gardens	2,136,676
Hearts & Hands	189,130
NSP Loans	25,920
Bases Loaded Restaurant	199,397
Lone Tree Golf Course	1,122,165
Other loans	1,796,601
Total governmental activities	<u>\$ 22,090,525</u>

CITY OF ANTIOCH

Notes to the Basic Financial Statements For the Fiscal Year Ended June 30, 2011

(a) Rental and Housing Rehabilitation Loans

The City administers rental and home improvement revolving loan funds using federal Community Development Block Grant (CDBG) and redevelopment funds. The program provides below market rate loans, secured by deeds of trust, to eligible participants for rental and housing rehabilitation. Although payments for most loans are amortized over an established payment schedule, some loans allow for deferred payment of accrued interest and principal until the homeowner's property is sold or transferred, primarily for seniors and very low-income families. Repayments received from the outstanding loans are used to make additional rental and housing rehabilitation loans. Principal and interest outstanding balances at June 30, 2011, are \$3,336,725.

(b) Multi-Unit Rental Rehabilitation Loans

The City administers the following multi-unit rental improvement revolving loan funds using federal CDBG funds and/or Antioch Development Agency Housing Set Aside monies.

West Rivertown Apartments/Eden Housing Project

The City and Agency have entered into three loan agreements with Eden Housing for the development of the West Rivertown Apartments. The agreements are as follows:

This project is the construction of a 57-unit, affordable housing townhouse development in the City's downtown with financing assistance from the Agency and several other agencies. In May 2000, the Agency entered into a disposition, development and loan agreement with Eden Rivertown Limited Partnership (the Developer). Under the terms of the loan agreement, the Developer must repay up to \$3,601,686 (maximum loan amount) to the Agency, which includes the purchase of the land from the Agency. The loan bears an interest rate of 3% per annum. The Developer is required to make annual payments of principal and interest to the Agency in the amount of 100% of residual receipts, less the portion of the residual receipts that is owed to Contra Costa County. Payments are to begin the July 1st after project completion and will end on the 55th anniversary date of the Agency promissory note dated February 11, 2002. Principal and interest outstanding at June 30, 2011 is \$4,547,108

In 1994, the City loaned Community Housing Opportunities (CHOC) \$203,755 for the acquisition of property. CHOC determined that their planned development of this property was no longer feasible, and in November 2005, the City, the Agency, and CHOC agreed to the transfer of ownership of the property and loan to Eden Housing for the development of 40 units of affordable housing to expand the West Rivertown Project in the City's downtown. In order to complete the project, the Agency agreed to loan Eden Housing an additional \$1,458,400. The loan for \$203,755 is non-interest bearing and all principal and interest payments are deferred and will be forgiven at the expiration of the term. The loan for \$1,458,400 bears an interest rate of 3% per annum and will end on the 55th anniversary date of the issuance of certificates of occupancy by the City. Principal and interest outstanding on this loan at June 30, 2011 is \$1,428,400.

Terrace Glen Project

This project consists of a 32-unit, multifamily rental housing development. In August 1998, the City and the Agency made a commitment for \$850,000 in Community Development Block Grant (CDBG) funds, and \$547,625 in housing set-aside funds, respectively, towards this project. Commencing November 6, 1996, the loan accrues simple interest at 3% per annum. The 55-year term loan is secured by a deed of trust. Commencing on October 1, 1999, and on October 1 of each year thereafter, the developer will pay the City's/Agency's pro-rata percentage of the lender's share of residual receipts to the extent there are residual receipts. Payments will be first credited against accrued interest and then against principal. Any outstanding principal and interest is due and payable in full in March 2054. Principal and interest outstanding at June 30, 2011 is \$1,898,882.

CITY OF ANTIOCH

Notes to the Basic Financial Statements For the Fiscal Year Ended June 30, 2011

Pinecrest Apartment Project

This project consists of a 24-residential unit development. In September 2000, the City and the Agency made a commitment for \$570,000 in CDBG funds and \$300,000 in housing set-aside funds, respectively, towards this project. Commencing on the first date of disbursement, the loan accrues simple interest at 3% per annum. The 55-year term loan is secured by a deed of trust. Commencing on May 1, 2002, and on May 1 of each year thereafter, the developer will pay the City a pro-rate percentage of the lender's share of residual receipts to the extent there are residual receipts. Payments will be first credited against accrued interest and then against principal. Any outstanding principal and interest is due and payable in full in May 2055. Principal and interest outstanding at June 30, 2011 is \$1,139,998.

Rivertown Senior Housing

This project consists of a fifty-unit, affordable senior housing project. In September 1992, the Agency made a commitment for \$442,750 in housing set-aside funds toward this project. In September 2001, the loan was amended to reduce the principal amount by \$200,000 to reflect funds not borrowed for the project. The loan is noninterest bearing and secured by a deed of trust with affordable housing requirements for 40 years. The balance of the loan is due and payable on October 1, 2033. Principal outstanding at June 30, 2011 is \$242,750.

Riverstone Apartments

This project consists of acquisition and rehabilitation of 136 apartment rental units for low and very low income households. On July 1, 2007, the Agency made a commitment for \$2,025,000 in housing set-aside funds toward this project. Commencing on the first date of disbursement, the loan accrues simple interest at 3% per annum. The 55-year loan term is secured by a deed of trust. Commencing on May 1st following the fifteenth anniversary of the first disbursement of the loan, and on May 1st of each year thereafter for the term of the loan, the developer will make repayments equal to the lesser of (i) the amount necessary to fully amortize the repayment of principal and interest on the loan for the remaining term or (ii) residual receipts. Payments will be first credited against accrued interest and then principal. Principal and interest outstanding at June 30, 2011 is \$2,191,494.

Hillcrest Terrace Project

This project consists of a 65-unit affordable senior housing project. In October 1998, the Agency made a commitment for \$731,175 in housing set-aside funds towards this project. Commencing on the first date of disbursement, the loan accrues simple interest at 3% per annum. The 55-year term loan is secured by a deed of trust. Commencing on the June 1 after project completion, and on June 1 of each year thereafter, the developer will pay the Agency one-half of the residual receipts to the extent there is residual receipts. Payments will be first credited against accrued interest and then against principal. Any outstanding principal and interest is due and payable in full in June 2055. In September 2001, the Agency made a commitment of an additional \$200,000 due and payable October 1, 2038. Principal and interest outstanding for these loans at June 30, 2011 is \$1,264,347.

CITY OF ANTIOCH

Notes to the Basic Financial Statements For the Fiscal Year Ended June 30, 2011

Habitat for Humanity

The City entered into an agreement with Habitat for Humanity East Bay (developer) to implement a Neighborhood Stabilization Program (NSP) under which the developer will acquire and rehabilitate approved vacant, single-family houses that are foreclosed and in need of renovation, located in qualifying neighborhoods in the City, and then sell the renovated houses to eligible low and moderate income purchasers. CDBG NSP funds made available to the developer for this program are in the form of loans. A loan agreement is entered into for each property purchased by the developer. The loans bear no interest, and are fully satisfied upon receipt of the net sales proceeds from the home. As of June 30, 2011, there were three loans outstanding for properties totaling \$367,177.

Tabora Gardens

This project consists of acquisition and development of 85 units of senior, multifamily housing affordable to low income households. On June 6, 2011, the Agency made a commitment for \$300,000 in housing set-aside funds toward this project. Commencing on the first date of disbursement, the loan accrues simple interest at 3% per annum. The 58-year loan term is secured by a deed of trust. The loan is fully deferred and payment in full, including interest, is due upon expiration of the term. Principal and interest outstanding at June 30, 2011 is \$2,136,676.

Hearts and Hands

The City entered into an agreement with Heart and Hands of Compassion (developer) to implement a Neighborhood Stabilization Program (NSP) under which the developer will acquire and rehabilitate approved vacant, single-family houses that are foreclosed and in need of renovation, located in qualifying neighborhoods in the City, and then sell the renovated houses to eligible low and moderate income purchasers. CDBG NSP funds made available to the developer for this program are in the form of loans. A loan agreement is entered into for each property purchased by the developer. The loans bear no interest, and are fully satisfied upon receipt of the net sales proceeds from the home. As of June 30, 2011, there were two loans outstanding for properties totaling \$189,130.

NSP Loans

The City provides loans of CDBG Neighborhood Stabilization Program funds to low and moderate income eligible persons that purchase homes through the NSP program implemented by Heart and Hands of Compassion. The loans are to assist in the purchase of the properties. The loans expire 30 years from the date of the notes, and payments of principal and interest are deferred until the end of the term. The unpaid principal balance, plus any shared appreciation, is due and payable upon expiration of the term, transfer of the property, or default. As of June 30, 2011, there are two loans outstanding totaling \$25,920.

CITY OF ANTIOCH

Notes to the Basic Financial Statements For the Fiscal Year Ended June 30, 2011

(c) Bases Loaded Restaurant

The City administers a restaurant incentive program to assist owners and operators of new restaurants to be located in the Rivertown District by assisting with payment of costs for certain capital improvements. The owner must intend to operate and maintain the restaurant in the Rivertown District and has to be determined by the City to be eligible for this program. This agreement made a loan available in the amount of \$300,000 to be used for expenditures relating to capital improvements, fixtures or equipment with a useful life of more than five years and payment of impact fees imposed by the City of Antioch, Delta Diablo Sanitation District and Contra Costa County Environmental Services. The term of the loan is three years from the issuance of the Certificate of Occupancy or from the date that the restaurant opens for business. Each year that this agreement is in effect, the City will forgive one-third (33 1/3%) of the loan amount. Upon the restaurant having been in continuous operation for three years, the entire amount of the loan shall be forgiven and the funds shall be considered to have been a grant. Upon termination of this agreement prior to successful completion of three years, the owner shall be obligated to pay the City interest of the principal owed at the average rate of interest received by the City on its funds deposited in LAIF. Principal outstanding on this loan is \$199,397 at June 30, 2011.

(d) Lone Tree Golf Course

During fiscal year 2004-05, the City loaned the Lone Tree Golf Course monies to complete various improvements at the golf course. Annual interest only repayments began August 23, 2005. The loan agreement was amended in December 2007. The new term is for a term of 25 years from December 11, 2007 with interest being calculated based on the City's earnings on idle funds. Under the terms of the amended loan agreement, the next payment due will be in fiscal years 2010-2011. Principal outstanding at June 30, 2010, is \$900,000. During fiscal year 2005-06, the City loaned an additional \$296,220 to the Golf Course for parking lot improvements. The loan is non-interest bearing and due in four equal installments with the second installment due June 15, 2011. Principal outstanding on this loan is \$1,122,165 at June 30, 2011.

(e) Other Loans

The Agency administers a first time homebuyer loan program for qualified applicants. Principal is due at the end of 30 years or upon default, refinancing, sale or transfer of the property. The Agency is also entitled to a pro-rata share of appreciation on the property when the principal is paid. As of June 30, 2011 there is \$1,759,400 of loans outstanding.

In November 2000, the Antioch Development Agency entered into an 18-month lease agreement for the Vineyard Business Park. The Agency was obligated to lease 33,000 square feet of space until new tenants were assigned, or the end of the agreement, whichever occurred first. The lessor was then obligated to repay rents collected from the Agency at 10% per year for 10 years following the end of the agreement. Repayment of the \$99,753 obligation began in March 2004. The balance outstanding at June 30, 2011 is \$37,201.

CITY OF ANTIOCH

**Notes to the Basic Financial Statements
For the Fiscal Year Ended June 30, 2011**

NOTE 7 - CAPITAL ASSETS

Capital asset activity for the year ended June 30, 2011 was as follows:

	Balance July 1, 2010	Additions	Reductions	Balance June 30, 2011
Governmental activities				
<i>Capital assets, not being depreciated</i>				
Land	\$ 13,418,547	\$ 601,424	\$ -	\$ 14,019,971
Construction in progress	27,849,023	3,557,701	26,202,510	5,204,214
Total capital assets, not being depreciated	<u>41,267,570</u>	<u>4,159,125</u>	<u>26,202,510</u>	<u>19,224,185</u>
<i>Capital assets, being depreciated</i>				
Infrastructure	380,923,266	2,954,550	-	383,877,816
Structures and improvements	45,040,085	32,113,064	-	77,153,149
Equipment	13,377,138	552,394	204,576	13,724,956
Total capital assets, being depreciated	<u>439,340,489</u>	<u>35,620,008</u>	<u>204,576</u>	<u>474,755,921</u>
<i>Less accumulated depreciation for:</i>				
Infrastructure	(118,665,334)	(7,697,874)	-	(126,363,208)
Structures and improvements	(17,016,360)	(1,710,154)	-	(18,726,514)
Equipment	(9,429,180)	(685,659)	204,576	(9,910,263)
Total accumulated depreciation	<u>(145,110,874)</u>	<u>(10,093,687)</u>	<u>204,576</u>	<u>(154,999,985)</u>
Total capital assets, being depreciated, net	<u>294,229,615</u>	<u>25,526,321</u>	<u>-</u>	<u>319,755,936</u>
Governmental activities capital assets, net	<u>\$ 335,497,185</u>	<u>\$ 29,685,446</u>	<u>\$ 26,202,510</u>	<u>\$ 338,980,121</u>
Business-type activities				
<i>Capital assets, not being depreciated</i>				
Land	\$ 3,558,467	\$ -	\$ -	\$ 3,558,467
Construction in progress	2,321,895	2,632,645	-	4,954,540
Total capital assets, not being depreciated	<u>5,880,362</u>	<u>2,632,645</u>	<u>-</u>	<u>8,513,007</u>
<i>Capital assets, being depreciated</i>				
Water and sewer pipes	121,984,274	1,550,745	-	123,535,019
Structures and improvements	85,025,379	-	-	85,025,379
Equipment	3,714,950	24,423	-	3,739,373
Total capital assets, being depreciated	<u>210,724,603</u>	<u>1,575,168</u>	<u>-</u>	<u>212,299,771</u>
<i>Less accumulated depreciation for:</i>				
Water and sewer pipes	(20,763,117)	(1,647,133)	-	(22,410,250)
Structures and improvements	(36,996,622)	(2,497,564)	-	(39,494,186)
Equipment	(3,200,405)	(69,713)	-	(3,270,118)
Total accumulated depreciation	<u>(60,960,144)</u>	<u>(4,214,410)</u>	<u>-</u>	<u>(65,174,554)</u>
Total capital assets, being depreciated, net	<u>149,764,459</u>	<u>(2,639,242)</u>	<u>-</u>	<u>147,125,217</u>
Business-type activities capital assets, net	<u>\$ 155,644,821</u>	<u>\$ (6,597)</u>	<u>\$ -</u>	<u>\$ 155,638,224</u>

CITY OF ANTIOCH

Notes to the Basic Financial Statements
For the Fiscal Year Ended June 30, 2011

Construction in Progress

Construction in progress for governmental activities primarily represents work being performed on Delta Fair pavement, Wilbur Avenue bridge, Hillcrest Avenue pavement, Hillcrest/18th Street widening, Golf Course lighting project, Lone Tree Way Improvement Project, and public art sculptures.

Construction in progress for business type activities primarily represents work performed on water pump system/emergency generator facility, reclaimed water pipeline, and sewer main replacement and the marina launch ramp project.

Depreciation

Depreciation expense was charged to governmental functions as follows:

General government	\$ 889,095
Public works	7,731,924
Public safety	385,226
Parks and recreation	561,420
Community development	2,279
Depreciation of capital assets held by the City's Internal Service Fund is charged to the various functions based on their usage of the assets	523,745
Total depreciation expense - governmental functions	<u>\$ 10,093,689</u>

Depreciation expense was charged to governmental functions as follows:

Water	\$ 2,146,307
Sewer	1,192,300
Marina	306,497
Prewett Water Park	569,306
Total depreciation expense - business-type functions	<u>\$ 4,214,410</u>

CITY OF ANTIOCH

**Notes to the Basic Financial Statements
For the Fiscal Year Ended June 30, 2011**

NOTE 8 - LONG-TERM OBLIGATIONS

(a) Long-Term Debt Composition

Long-term debt at June 30, 2011, consisted of the following:

Type of Indebtedness (Purpose)	Final Maturity	Annual Principal Installment	Interest Rates	Original Issue Amount	Outstanding at June 30, 2011
<u>Governmental Activities:</u>					
Lease Revenue Bonds:					
2001 Issue - ABAG Golf Course	7/1/31	\$85,000-400,000	3.00-5.25%	\$ 6,300,000	\$ 5,395,000
2002 Issue - APFA Municipal Facilities, Series A&B	1/1/32	\$495,000-9,740,000	4.375-5.63%	24,610,000	23,080,000
Total lease revenue bonds				<u>30,910,000</u>	<u>28,475,000</u>
Tax Allocation Bonds:					
1994 - ADA Project 2	1/14/14	\$30,000-585,000	6.70-7.125%	1,475,000	665,000
2000 - ADA Project 1 Refunding	9/1/17	\$200,000-1,380,000	4.2-5.0%	14,450,000	8,330,000
2009 - ADA Project 1	9/1/27	\$95,343-142,289	2.60%	2,080,841	1,985,498
Total tax allocation bonds				<u>18,005,841</u>	<u>10,980,498</u>
Capital Lease:					
Honeywell Energy Retrofit	7/21/20	\$25,091-45,735	4.79%	4,050,000	3,866,518
Total governmental activities				<u>52,965,841</u>	<u>43,322,016</u>
<u>Business-type Activities:</u>					
Water Bonds:					
2003 Issue-APFA Revenue Refunding	7/1/13	\$140,000-770,000	1.25-3.625%	6,405,000	2,235,000
Total water bonds				<u>6,405,000</u>	<u>2,235,000</u>
Loans Payable:					
State of California Antioch Marina Loan	8/1/43	\$7,655-122,321	4.7-7.9%	6,500,000	3,435,545
Total business-type activities				<u>12,905,000</u>	<u>5,670,545</u>
Total primary government				<u>\$ 65,870,841</u>	<u>\$ 48,992,561</u>

CITY OF ANTIOCH

**Notes to the Basic Financial Statements
For the Fiscal Year Ended June 30, 2011**

(b) Long-Term Obligation Activity

Changes in long-term obligations for the year ended June 30, 2011 are as follows:

	Balance July 1, 2010	Increases	Decreases	Balance June 30, 2011	Amount Due Within One Year
Governmental Activities					
Lease Revenue Bonds	\$ 28,895,000	\$ -	\$ (420,000)	\$ 28,475,000	\$ 470,000
Deferred Amount on Refunding	(247,096)	-	41,182	(205,914)	(41,183)
Unamortized Discount	(91,091)	-	4,342	(86,749)	(4,337)
Unamortized Premiums	197,024	-	(10,375)	186,649	10,377
Tax Allocation Bonds	12,140,841	-	(1,160,343)	10,980,498	1,319,366
Capital Lease Payable	2,176,540	1,873,460	(183,482)	3,866,518	326,018
Claims Liability (Note 13)	646,530	289,536	(526,788)	409,278	359,711
Compensated Absences	2,305,432	131,502	(287,014)	2,149,920	214,992
Total Governmental Activities	\$ 46,023,180	\$ 2,294,498	\$ (2,542,478)	\$ 45,775,200	\$ 2,654,944
Business-type Activities					
Water bonds	\$ 2,930,000	\$ -	\$ (695,000)	\$ 2,235,000	\$ 720,000
Deferred Amount on Refunding	(65,593)	-	21,864	(43,729)	(21,864)
Unamortized Premiums	5,347	-	(1,782)	3,565	1,782
Loans Payable	3,568,046	-	(132,501)	3,435,545	138,463
Compensated Absences	443,896	59,665	(66,539)	437,022	44,001
Total Business-type Activities	\$ 6,881,696	\$ 59,665	\$ (873,958)	\$ 6,067,403	\$ 882,382

Internal service funds predominantly serve the governmental funds. Accordingly, long-term liabilities for them are included as part of the above totals for governmental activities. For the governmental activities, claims and judgments are generally liquidated by the General Fund, and a majority of compensated absences are generally liquidated by the general fund.

(c) Debt Service Requirements

As of June 30, 2011, annual debt service requirements of governmental activities to maturity are as follows:

Year ending June 30:	Lease Revenue Bonds		Tax Allocation Bonds	
	Principal	Interest	Principal	Interest
2012	\$ 470,000	\$ 1,545,771	\$ 1,319,366	\$ 478,236
2013	525,000	1,521,829	1,386,819	412,540
2014	585,000	1,494,601	1,469,336	342,050
2015	650,000	1,463,764	1,286,919	266,329
2016	720,000	1,429,266	1,344,569	204,536
2017-2021	4,795,000	6,469,394	3,250,069	293,653
2022-2026	7,340,000	4,879,344	642,448	79,143
2027-2031	2,755,000	3,197,125	280,972	7,352
2032-2035	10,635,000	572,925	-	-
Total	\$ 28,475,000	\$ 22,574,019	\$ 10,980,498	\$ 2,083,839

Interest payments and lease revenue bond retirements are serviced by revenues generated by the General Fund and tax increment from the Agency.

CITY OF ANTIOCH

**Notes to the Basic Financial Statements
For the Fiscal Year Ended June 30, 2011**

Principal and interest payments on the lease revenue bonds are payable from any revenue lawfully available to the City for the purpose of payment of Base Rental Payments. The total principal and interest remaining to be paid on the bonds is \$51,049,019. For the current year, principal and interest paid were \$1,986,799.

The tax allocation bonds are secured by property tax increments. The total principal and interest remaining to be paid on the bonds is \$13,064,337. For the current year, principal and interest paid were \$1,692,855 and property tax increment net revenues were \$1,702,081. The tax allocation bonds required 99% of net revenues

As of June 30, 2011 annual debt service requirements of business-type activities to maturity are as follows:

<u>Year ending June 30:</u>	<u>Water Bonds</u>		<u>Marina Loans</u>	
	<u>Principal</u>	<u>Interest</u>	<u>Principal</u>	<u>Interest</u>
2012	720,000	65,688	138,463	154,600
2013	745,000	40,950	144,694	148,369
2014	770,000	13,956	151,206	141,857
2015	-	-	158,010	135,053
2016	-	-	165,108	127,943
2017-2021	-	-	573,435	543,685
2022-2026	-	-	474,205	432,740
2027-2031	-	-	590,946	315,999
2032-2036	-	-	736,418	170,519
2037-2040	-	-	303,060	26,028
Total	<u>\$ 2,235,000</u>	<u>\$ 120,594</u>	<u>\$ 3,435,545</u>	<u>\$ 2,196,793</u>

Pursuant to the agreement, the annual principal and interest payments on the water bonds is solely from the net water revenues received and receivable. The total principal and interest remaining to be paid on the bonds is \$2,355,594. For the current year, principal and interest paid were \$782,813 and water net revenues were \$4,283,702. The water bonds required 18% of net revenues.

(d) Capital Lease

In October 2009, the City entered into a lease-purchase agreement in the amount of \$4,050,000 with Bank of America to finance the acquisition and retrofitting of interior building lighting in City facilities, street lights and park and site lighting fixtures throughout the City. The lease has an imputed interest rate of 4.79% and requires monthly payments beginning in August 2010 until July 2020, when the lease will terminate and the City will obtain title to the property. The project was completed in December 2010. As of June 30, 2011, the book value of the assets completed has been recorded as Improvements other than Buildings in the amount of \$4,676,706.

CITY OF ANTIOCH

**Notes to the Basic Financial Statements
For the Fiscal Year Ended June 30, 2011**

The future minimum lease obligations and the net present value of these minimum lease payments as of June 30, 2011 were as follows:

Year Ending June 30:	Governmental Activities
2012	\$ 504,160
2013	510,606
2014	516,139
2015	521,729
2016	527,374
2017-2021	<u>2,213,003</u>
Total minimum lease payments	4,793,011
Less: amount representing interest	<u>(926,493)</u>
Present value of minimum lease payments	<u><u>\$ 3,866,518</u></u>

(e) Special Assessment Debt without City Commitment

The City is the collecting and paying agent for other special assessment debt, but has no direct or contingent liability or moral obligation for the payment of this debt. Therefore, this debt is not included in the City's financial statements. Cash held by the City on behalf of this district is recorded in the Agency Funds of the City. This district's outstanding debt balance at June 30, 2011 is as follows:

Lone Diamond Reassessment Revenue Bonds	<u>\$26,905,000</u>
Total	<u><u>\$26,905,000</u></u>

(f) Legal Debt Limit

As of June 30, 2011, the City's debt limit and legal debt margin (15% of valuation subject to taxation) was \$1,182,332,531

NOTE 9 - NET ASSETS/FUND BALANCES

(a) Net Assets

The government-wide and proprietary fund financial statements utilize a net assets presentation. Net assets are categorized as invested capital assets (net of related debt), restricted and unrestricted.

Invested In Capital Assets, Net of Related Debt - This category groups all capital assets, including infrastructure, into one component of net assets. Accumulated depreciation and the outstanding balances of debt that are attributable to the acquisition, construction or improvement of these assets reduce the balance in this category.

Restricted Net Assets - This category presents external restrictions imposed by creditors, grantors, contributors or laws or regulations of other governments and restrictions imposed by law through constitutional provisions or enabling legislation.

Unrestricted Net Assets - This category represents net assets of the City, not restricted for any project or other purpose.

CITY OF ANTIOCH

Notes to the Basic Financial Statements For the Fiscal Year Ended June 30, 2011

(b) Fund Balances

Fund balances, presented in the governmental fund financial statements, represent the difference between assets and liabilities reported in a governmental fund. In fiscal year 2011, the City implemented the provisions of GASB Statement No. 54, *Fund Balance Reporting and Governmental Fund Type Definitions*. GASB 54 establishes criteria for classifying fund balances into specifically defined classifications and clarifies definitions for governmental funds. Fund balances are classified into categories based upon the type of restrictions imposed on the use of funds.

As of June 30, 2011 components of fund balance are described below:

- *Nonspendable* – portion of net resources that cannot be spent because of its form (i.e., long term loans, prepaids).
- *Restricted* – portion of net resources that are limited in use by grantors, laws or enabling legislation.
- *Committed* – portion of net resources that are limited to the use as established by formal action of the City Council.
- *Assigned* – portion of net resources held for the use as established by the City Manager or his designee.
- *Unassigned* – portion of net resources that represents amounts in excess of the other fund balance components. Only the General Fund can have a positive unassigned fund balance.

The City spends restricted fund balances first when expenditures are incurred for purposes for which both restricted and unrestricted (committed, assigned, or unassigned) amounts are available. Committed and assigned fund balances are considered to have been spent first before unassigned fund balances have been spent when expenditures are incurred for the purposes for which amounts in any of those unrestricted fund balance classifications could be used.

CITY OF ANTIOCH

**Notes to the Basic Financial Statements
For the Fiscal Year Ended June 30, 2011**

	Major Funds				Non-major Governmental Funds	Total
	General Fund	Housing and Community Development	Low and Moderate Income Housing	ADA Project #1		
Nonspendable:						
Petty cash and prepaids	\$ 34,393	\$ -	\$ -	\$ 865	\$ 23,032	\$ 58,290
Advances to other funds	-	-	3,537,849	-	-	3,537,849
Total nonspendable	<u>34,393</u>	<u>-</u>	<u>3,537,849</u>	<u>865</u>	<u>23,032</u>	<u>3,596,139</u>
Restricted for:						
Redevelopment	-	-	-	-	2,359,949	2,359,949
Housing & Development	-	52,431	2,503,389	-	-	2,555,820
Debt service	-	-	-	-	1,343,136	1,343,136
Streets	-	-	-	-	10,585,014	10,585,014
Parks	-	-	-	-	54,651	54,651
PEG Programming	-	-	-	-	345,104	345,104
Storm Channels	-	-	-	-	2,454,814	2,454,814
Landscape Maintenance	-	-	-	-	1,319,589	1,319,589
Tidelands Areas	-	-	-	-	96,801	96,801
Law Enforcement	-	-	-	-	118,069	118,069
Parks & Recreation	-	-	-	-	163,621	163,621
Animal Shelter	-	-	-	-	21,384	21,384
Abandoned Vehicle	-	-	-	-	75,894	75,894
Total restricted	<u>-</u>	<u>52,431</u>	<u>2,503,389</u>	<u>-</u>	<u>18,938,026</u>	<u>21,493,846</u>
Committed to:						
Compensated absences	101,500	-	-	-	-	101,500
Parks	-	-	-	-	3,998,072	3,998,072
Arts & Cultural Activities	-	-	-	-	3,352	3,352
Recreation Programs	-	-	-	-	24,816	24,816
Field Maintenance	-	-	-	-	7,393	7,393
Memorial Field Maintenance	-	-	-	-	27,603	27,603
Road Repair	-	-	-	-	189,667	189,667
Waste Reduction	-	-	-	-	175,425	175,425
Youth Activities	-	-	-	-	73,487	73,487
Traffic Signals	-	-	-	-	1,066,350	1,066,350
Total committed	<u>101,500</u>	<u>-</u>	<u>-</u>	<u>-</u>	<u>5,566,165</u>	<u>5,667,665</u>
Assigned to:						
Contractual Services	62,420	-	-	-	-	62,420
Law Enforcement	30,000	-	-	-	-	30,000
Parks & Recreation	-	-	-	-	11,380	11,380
Capital Projects	-	-	-	-	1,135,751	1,135,751
Community Benefit Programs	-	-	-	-	297,199	297,199
AD 26	-	-	-	-	385,557	385,557
AD 27	-	-	-	-	2,845,395	2,845,395
Total assigned	<u>92,420</u>	<u>-</u>	<u>-</u>	<u>-</u>	<u>4,675,282</u>	<u>4,767,702</u>
Unassigned	6,556,743	-	-	(2,412,256)	-	4,144,487
Total fund balances	<u>\$ 6,785,056</u>	<u>\$ 52,431</u>	<u>\$ 6,041,238</u>	<u>\$ (2,411,391)</u>	<u>\$ 29,202,505</u>	<u>\$ 39,669,839</u>

CITY OF ANTIOCH

Notes to the Basic Financial Statements For the Fiscal Year Ended June 30, 2011

NOTE 10 - PENSION PLAN

(a) Plan Description

All permanent employees are eligible to participate in the Public Employees' Retirement Fund (the Fund) of California Public Employees' Retirement System (CALPERS). The Fund is an agent multiple-employer defined benefit plan that acts as a common investment and administrative agent for various local and state governmental agencies within the State of California. The fund provides retirement, disability, and death benefits based on the employees' years of service, age and final compensation. Employees vest after five years of service and may receive retirement benefits at the age of 50 for public safety personnel or age 55 for miscellaneous employees. These benefit provisions and all other requirements are established by State statute and City ordinance. Copies of the Fund's annual financial report may be obtained from CALPERS' executive office: 400 P Street, Sacramento, CA 95814. A separate report for the City's plan within the Fund is not available.

(b) Funding Policy

Public safety employees and all other employees have an obligation to contribute 9% and 8%, respectively, of their salary to the Fund. The City contributes the entire 9% for sworn police safety employees, the entire 8% for non-sworn police safety employees, and 7% of the 8% of all other employees on their behalf and for their account. Beginning in fiscal year 2011, members of the Antioch Police Sworn Management Association, Treatment Plant Employees' Association, International Union of Operating Engineers Local 3, Confidential Unit and Management Unit began reimbursing the City for 3% of the employer contributions. The City is required to contribute at an actuarially determined rate. The required employer contribution rates for fiscal year 2010/11 were 15.725% for miscellaneous employees and 26.622% for safety employees of annual covered payroll. The contribution requirements of the plan members are established by State statute, and the employer contribution rate is established and may be amended by CALPERS.

(c) Annual Pension Cost

For fiscal year 2010/11, the City's annual pension cost of \$4,578,106 was equal to the required contributions. The required contribution was determined as part of the June 30, 2008, actuarial valuation using the entry age normal actuarial cost method. This is a projected benefit cost method, which takes into account those benefits that are expected to be earned in the future as well as those already accrued. The actuarial assumptions included (a) 7.75% investment rate of return (net of administrative expenses); (b) projected salary increases that range from 3.25% to 14.45% (13.15% for safety plan) depending on age, service, and type of employment; (c) inflation of 3.0%; (d) payroll growth of 3.25%; and (e) individual salary growth based on a merit scale varying by duration of employment coupled with an assumed annual inflation component of 3.0% and an annual production growth of 0.25%. The actuarial value of the Fund's assets was determined using a technique that smoothes the effect of short-term volatility of the market value of investments over a three-year period. Unfunded actuarial accrued liability (UAAL) (or excess assets) is being amortized as a level percentage of projected payroll costs on a closed basis. The remaining amortization period as of June 30, 2008, was 30 years and 20 years for the miscellaneous and safety, respectively.

CITY OF ANTIOCH

**Notes to the Basic Financial Statements
For the Fiscal Year Ended June 30, 2011**

(d) Three-Year Trend Information

The following table shows the City's required contributions and the percentage contributed, for the current year and each of the preceding two years.

Miscellaneous Plan				Safety Plan			
Fiscal Year Ended	Annual Pension Cost (APC)	Percentage of APC Contributed	Net Pension Obligation	Fiscal Year Ended	Annual Pension Cost (APC)	Percentage of APC Contributed	Net Pension Obligation
6/30/2009	\$2,511,038	100.0%	-	6/30/2009	\$3,096,297	100.0%	-
6/30/2010	2,006,493	100.0%	-	6/30/2010	2,922,082	100.0%	-
6/30/2011	1,704,292	100.0%	-	6/30/2011	2,873,814	100.0%	-

(e) Status and Funding Progress

Miscellaneous Employees: As of June 30, 2010, the most recent actuarial valuation date, the plan was 63.6% funded. The actuarial accrued liability for benefits was \$124,265,203, and the actuarial value of assets was \$101,190,100, resulting in an unfunded accrued liability of \$23,075,103.

**Miscellaneous Employees Retirement System
Funded Status of Plan**

Valuation Date*	Entry Age Normal Accrued Liability	Actuarial Value of Assets	Unfunded Liability	Funded Status		Annual Covered Payroll	Unfunded Liability As A % of Payroll
				AVA	MVA		
6/30/2010	\$ 124,265,203	\$ 101,190,100	\$ 23,075,103	81.4%	63.6%	\$ 13,473,039	171.3%

Public Safety Employees: As of June 30, 2010, the most recent actuarial valuation date, the plan was 64.5% funded. The actuarial accrued liability for benefits was \$99,099,170, and the actuarial value of assets was \$80,923,199, resulting in an unfunded accrued liability of \$18,175,971.

**Public Safety Employees Retirement System
Funded Status of Plan**

Valuation Date*	Entry Age Normal Accrued Liability	Actuarial Value of Assets	Unfunded Liability	Funded Status		Annual Covered Payroll	Unfunded Liability As A % of Payroll
				AVA	MVA		
6/30/2010	\$ 99,099,170	\$ 80,923,199	\$ 18,175,971	81.7%	64.5%	\$ 11,014,417	165.0%

*most current information

The required schedule of funding progress immediately following the notes to the financial statements presents additional, multi-year, trend information about whether the actuarial value of plan assets is increasing or decreasing over time relative to the actuarial accrued liability for benefits.

CITY OF ANTIOCH

**Notes to the Basic Financial Statements
For the Fiscal Year Ended June 30, 2011**

NOTE 11 – SUPPLEMENTARY RETIREMENT PLAN

(a) Plan Description

Employees are eligible to receive benefits under this plan if he or she meets the requirements under one of the three tiers of the plan. The fund is an agent multiple-employer defined benefit plan established under Section 401 (a) and tax-exempt under Section 501 (a) of the Internal Revenue Code of 1986 and meets the requirements of a pension trust under California Government Code Sections 53215-53224. The trust is maintained by Public Agency Retirement Services (PARS) and provides for retirement, survivor continuance, pre-retirement disability and pre-retirement death benefits based upon the tier the member qualifies within. Employee vesting is determined within each tier:

- Tier I – Designated eligible employee by Plan Administrator that has terminated from employment and applied for benefits under plan vest immediately.
- Tier II – Vest after five years of employment.
- Tier III – Employee vested if a full time Sworn Police Officer on or after September 1, 2007 and has terminated employment and concurrently retires under a disability or industrial disability retirement under CALPERS.

These benefit provisions and all other requirements are established by State Statute and City ordinance. Copies of the Fund's annual financial report may be obtained from PARS office: P.O. Box 12919, Newport Beach, CA 92658-2919. A separate report for the City's plan within the fund is not available.

(b) Funding Policy

There is no requirement imposed by PARS to contribute any amount beyond the pay as you go contributions. For the fiscal year 2011, the City made a total of \$75,188 in pay as you go contributions.

(c) Annual Pension Cost

The amount necessary to fund future benefits is based on projections from the June 30, 2009 Actuarial Study completed by Bartel and Associates, LLC using the entry age normal actuarial cost method. This is a projected benefit cost method, which takes into account those benefits that are expected to be earned in the future as well as those already accrued. The actuarial assumptions include (a) 5.0% investment rate of return; (b) projected salary increases at 3.25% in the aggregate; (c) inflation of 3.0% and (d) individual salary growth based on merit increases per the CalPERS 1997-2002 Experience Study. The remaining amortization period as of June 30, 2009 was twenty years for the plan.

CITY OF ANTIOCH

**Notes to the Basic Financial Statements
For the Fiscal Year Ended June 30, 2011**

The following table shows the components of the City's annual pension cost for the year, the amount actually contributed to the plan, and changes in the City's net pension obligation to the Supplementary Retirement Plan:

Annual Required Contributions	\$ 176,000
Interest on net pension obligation	5,073
Adjustment to annual required contributions	<u>(1,268)</u>
Annual Pension Cost	179,805
Contributions Made	<u>(75,188)</u>
Increase in net pension obligation	104,617
Net pension obligation - beginning of year	<u>101,466</u>
Net pension obligation - end of year	<u><u>\$ 206,083</u></u>

(d) Trend Information

The following information shows the City's required contributions and the percentage contributed for the current year. Trend information is not available for fiscal year 2009 as fiscal year 2010 was the first year of the plan.

<u>Fiscal Year Ended</u>	<u>Annual Pension Cost (APC)</u>	<u>Percentage of APC Contributed</u>	<u>Net Pension Obligation</u>
6/30/2010	\$176,000	42.3%	\$101,466
6/30/2011	179,805	41.8%	206,083

(e) Status and Funding Progress

As of June 30, 2009, the most recent actuarial valuation date, the plan was 0.00% funded. The actuarial accrued liability for benefits was \$1,026,000, and the actuarial value of assets was \$0, resulting in an unfunded accrued liability of \$1,026,000.

<u>Valuation Date*</u>	<u>Entry Age Normal Accrued Liability</u>	<u>Actuarial Value of Assets</u>	<u>Unfunded Liability</u>	<u>Funded Status</u>	<u>Annual Covered Payroll</u>	<u>Unfunded Liability As A % of Payroll</u>
6/30/2009	\$ 1,026,000	\$ -	\$ 1,026,000	AVA 0.0%	MVA 0.0%	\$ 9,915,000 10.3%

*most current information

The required schedule of funding progress immediately following the notes to the financial statements presents additional, multi-year, trend information about whether the actuarial value of plan assets is increasing or decreasing over time relative to the actuarial accrued liability for benefits.

CITY OF ANTIOCH

Notes to the Basic Financial Statements For the Fiscal Year Ended June 30, 2011

NOTE 12 - POST EMPLOYMENT MEDICAL BENEFITS

(a) Medical After Retirement Plan Trust

Plan Description. City of Antioch provides postretirement medical benefits to all eligible employees and their surviving spouses under the provisions of three formal City-sponsored plans (Miscellaneous Group, Management Group and Police Group). The effective date varies based upon the employee's classification and related memorandum of understanding (MOU). For all employees who retire from service (either regular retirement or disability retirement), the City shall pay a portion of their medical premiums based on their respective MOU currently in effect. The City's contributions are advanced-funded on an actuarially determined basis and recorded in the CalPERS Trust (CERBT). The Fund is a Section 115 Trust set up for the purpose of receiving employer contributions that will prefund health and other post employment benefit costs for retirees and their beneficiaries. As of June 30, 2011, there were 240 active participants and there were 177 retired participants eligible to receive post employment health care benefits. While the City currently maintains three Internal Service Funds to account for the payment of retiree medical benefits and reimbursements for these costs from the trust for each plan group, the CERBT accounts for the separate plans in one trust account. The City makes contributions to the CERBT based on a percentage of active employee payroll.

Funding Policy. There is no requirement imposed by CalPERS, to contribute any amount beyond the pay-as-you-go contributions. The cost of monthly insurance premiums may be shared between the retiree and the City. The cost sharing varies depending on: date of hire; the dependent status; and plan selected. A minimum employer monthly contribution requirement is established and may be amended by the CalPERS Board of Administration and applicable laws. Within the parameters of the law, individual contracting agencies, such as the City, are allowed to establish and amend the level of contributions made by the employer towards the monthly cost of the plans. Changes to the employer contribution amount towards retiree benefits are recorded in a resolution adopted by the City Council. The City has elected a five year amortization period for the Other Post Employment Benefits ("OPEB") plan assets deposited into the CERBT, as permits under GASB Statement 45 to paragraph 13F, amortization periods allow for a maximum of 30 years with no minimum years.

The City has established a policy to make contributions, for the purpose of funding its calculated obligations over a period of time, enough to pay current benefits due, with the intent to make the full ARC contributions (9.7% of payroll for fiscal year 2011) as fiscal conditions improve, to the CERBT each year. The amount necessary to fund future benefits is based on projections from the January 1, 2011 Actuarial Study completed by Bickmore Risk Services in accordance with GASB Statement 45, *Accounting and Financial Reporting for Postemployment Benefits Other than Pensions*.

For fiscal year 2011, the City made a total of \$1,032,339 in contributions.

Annual OPEB Cost and Net OPEB Obligation. The City's annual OPEB cost (expense) is calculated based on the Annual Required Contribution of the employer (ARC), an amount actuarially determined in accordance with the parameters of GASB Statement 45. The ARC represents a level of funding that, if paid on an ongoing basis, is projected to cover normal cost each year and amortize any unfunded actuarial liabilities (or funding excess) over a period not to exceed thirty years. The following table shows the components of the City of Antioch annual OPEB costs for the year segregated to show amounts by each City sponsored plan(although combined in the trust), the amount actually contributed to the plan, and changes in the City's net OPEB obligation to the City Retiree Health Plan: (In Thousands)

CITY OF ANTIOCH

**Notes to the Basic Financial Statements
For the Fiscal Year Ended June 30, 2011**

	<u>Miscellaneous</u>	<u>Management</u>	<u>Police</u>	<u>Total</u>
Annual Required Contributions	\$ 370	\$ 350	\$ 1,110	\$ 1,830
Interest on net OPEB obligation	(87)	(51)	(60)	(198)
Adjustment to annual required contributions	74	44	51	169
Annual OPEB Cost	357	343	1,101	1,801
Contributions Made	236	302	187	725
Increase in net OPEB obligation	(121)	(41)	(914)	(1,076)
Net OPEB Obligation - beginning of year	1,126	663	773	2,562
Net OPEB Obligation - end of year	\$ 1,005	\$ 622	\$ (141)	\$ 1,486

The following shows the calculation of the Annual Required Contributions for FY 2011(in thousands):

	<u>Miscellaneous</u>	<u>Management</u>	<u>Police</u>	<u>Total</u>
Normal Cost at Year End	\$ 163	\$ 47	\$ 456	\$ 666
Amortization of UAAL	194	290	614	1,098
Interest	13	13	40	66
Annual Required Contribution (ARC)	\$ 370	\$ 350	\$ 1,110	\$ 1,830

The City's annual OPEB cost, the percentage of annual OPEB cost contributed to the plan (shown by City sponsored plan), and the net OPEB asset (obligation) for FY2011 and the two previous years were as follows:

<u>Miscellaneous</u>			
<u>Fiscal Year Ended</u>	<u>Annual OPEB Cost</u>	<u>% of Annual OPEB Contributed</u>	<u>OPEB Asset</u>
6/30/2009	\$ 729	41%	\$ 1,811
6/30/2010	699	35%	1,126
6/30/2011	357	66%	1,005

<u>Management</u>			
<u>Fiscal Year Ended</u>	<u>Annual OPEB Cost</u>	<u>% of Annual OPEB Contributed</u>	<u>OPEB Asset</u>
6/30/2009	\$ 692	40%	\$ 1,067
6/30/2010	700	40%	663
6/30/2011	343	88%	622

<u>Police</u>			
<u>Fiscal Year Ended</u>	<u>Annual OPEB Cost</u>	<u>% of Annual OPEB Contributed</u>	<u>OPEB Asset (Obligation)</u>
6/30/2009	\$ 877	34%	\$ 1,242
6/30/2010	893	24%	773
6/30/2011	1,101	17%	(141)

CITY OF ANTIOCH

**Notes to the Basic Financial Statements
For the Fiscal Year Ended June 30, 2011**

Funded Status and Funding Progress. As of January 1, 2011, the most recent actuarial valuation date, the plan was 29.1% funded. The actuarial accrued liability for benefits was \$25,338 (in thousands), and the actuarial value of assets was \$7,375 (in thousands), resulting in an unfunded accrued liability of \$17,963 (in thousands).

**California Employers' Retiree Benefit Trust*
Funded Status of Plan**

Valuation Date:	Actuarial Accrued Liability (AAL)	Actuarial Value of Assets	Unfunded Actuarial Accrued Liability (UAAL)	Funded Status		Annual Covered Payroll	Unfunded Liability As A % of Payroll
				AVA	MVA		
1/1/11	\$25,338*	\$7,375*	\$17,963*	29.1%	29.1%	\$18,787*	95.6%

*The three City sponsored plans are maintained in one CERBT account; amounts in 000's

The required schedule of funding progress immediately following the notes to the financial statements presents additional, multi-year, trend information about whether the actuarial value of plan assets is increasing or decreasing over time relative to the actuarial accrued liability for benefits.

Actuarial valuations of an ongoing plan involve estimates of the value of reported amounts and assumptions about the probability of occurrence of events far into the future. Examples include assumptions about future employment, mortality, and the healthcare cost trend. Amounts determined regarding the funded status of the plan and the annual required contributions of the employer are subject to continual revision as actual results are compared with past expectations and new estimates are made about the future.

Actuarial Methods and Assumptions. Projections of benefits for financial reporting purposes are based on the substantive plan (the plan as understood by the employer and the plan members) and include the types of benefits provided at the time of each valuation and the historical pattern of sharing of benefit costs between the employer and plan members to that point. The actuarial methods and assumptions used include techniques that are designed to reduce the effects of short-term volatility in actuarial accrued liabilities and the actuarial value of assets, consistent with the long-term perspective of the calculations.

In the January 1, 2011 actuarial valuation, the entry age normal cost method was used. The actuarial assumptions used include (a) a 7.75% investment rate of return; (b) projected salary increases at 3.25% per year; (c) inflation of 3.25% and (d) healthcare cost trend rates ranging between 5.50% and 9.00% between 2012 and 2018, with annual increases of 4.50% from 2019 and thereafter for City contributions linked to a specific medical plan and 0% between 2012 and 2014, with annual increases of 4.50% from 2015 and thereafter for City contributions that are capped. The Unfunded Actuarial Accrued Liability (UAAL) is being amortized as a level percentage of projected payroll over 30 years on a closed basis. The remaining amortization period as of June 30, 2011 was 27 years for the plan.

(b) Medical After Retirement Plan Account

Employees hired after September 1, 2007 are not eligible for post employment medical benefits as defined in the previous plan. The City has created a medical after retirement program in which the City will contribute 1.5% of the employee's base monthly salary into an account established for the employee to be used for future medical benefits. This plan is being administered by Operating Engineers Local 3. The City will match an additional amount of up to 1.0% of the employee contribution, for a total City contribution not to exceed 2.5%. Employees have the right to their individual plan upon separation of employment. As of June 30, 2011, there were 35 participants in the plan. During the year, the City contributed \$16,779 towards employee accounts.

CITY OF ANTIOCH

**Notes to the Basic Financial Statements
For the Fiscal Year Ended June 30, 2011**

NOTE 13 - RISK MANAGEMENT

The City is exposed to various risks of loss related to torts; theft of, damage to, and destruction of assets; errors and omissions; injuries to employees; and natural disaster. The City currently reports its risk management activities in its General Fund and Loss Control Internal Service Fund.

The City participates in the Municipal Pooling Authority (MPA), a joint powers agency (risk-sharing pool) established to provide an independently managed self-insurance program for members. The purpose of MPA is to spread the adverse effect of losses among the member agencies and to purchase excess insurance as a group, thereby reducing its expense.

The City's deductibles and maximum coverage follow:

<u>Coverage</u>	<u>Deductible</u>	<u>MPA</u>	<u>Excess Liability</u>
General liability	\$50,000	\$50,001-\$1,000,000	\$1,000,001-\$15,000,000
Workers compensation	\$0	\$0-\$500,000	\$500,001-\$50,000,000
Property damage	\$5,000 5%, min. \$100,000 earthquake \$100,000 per occurrence flood	\$0	\$500 million at risk \$25 million Flood/earthquake

The City contributes its pro rata share of anticipated losses to a pool administered by MPA. Should actual losses among participants be greater than the anticipated losses, the City will be assessed retrospectively its pro rata share of that deficiency. Conversely, if the actual losses are less than anticipated, the City will be refunded its pro rata share of the excess. The City paid premiums of \$1,898,260 during the year ended June 30, 2011. MPA has obtained excess coverage in the amount of \$14,000,000 for total coverage of \$15,000,000 through participation in the California Joint Powers Risk Management Association. MPA has also purchased excess property damage coverage through various commercial carriers. Settled claims have not exceeded this excess liability coverage in any of the past three fiscal years.

Claims expenditures and liabilities are reported when it is probable that a loss has occurred and the amount of that loss can be reasonably estimated and includes incremental claim expenses. Allocated and unallocated claims adjustment expenditures are included in the liability balance. These losses include an estimate of claims that have been incurred but not reported. The claim liability balances at June 30, 2011 are discounted at 4.0%. This liability is the City's best estimate based on available information. Changes in the reported liability resulted from the following:

	<u>Beginning of Fiscal Year Liability</u>	<u>Deductibles and Charges in Estimates</u>	<u>Payments</u>	<u>End of Fiscal Year Liability</u>
2008-2009	595,318	428,030	381,023	\$ 642,325
2009-2010	642,325	823,417	819,212	646,530
2010-2011	646,530	289,536	526,788	409,278

CITY OF ANTIOCH

**Notes to the Basic Financial Statements
For the Fiscal Year Ended June 30, 2011**

NOTE 14 – JOINTLY GOVERNED ORGANIZATIONS

(a) Antioch Area Public Facilities Financing Agency

The City and Antioch Unified School District (School District) are members of the Antioch Area Public Facilities Financing Agency (AAPFFA), a community facilities district comprising part of the City and the School District. The AAPFFA was formed to finance construction and acquisition of school facilities for the School District and public facilities for the City. The AAPFFA is controlled by a governing board consisting of seven members: two members of the City Council, two members of the District Board and three members from the general public. The board controls the operation and finances of the AAPFFA independent of influence by the City, and the AAPFFA is therefore excluded from the City's reporting entity.

The AAPFFA has issued Special Tax Bonds to finance various school district and City projects. These bonds are to be repaid out of a special tax levied on property owners of the community facilities district comprising the AAPFFA. During the fiscal year ended June 30, 2011 the AAPFFA contributed \$6,301,413 of bond proceeds to the City to finance construction of the City's Prewett Community Park. This contribution has been recorded as revenue from other agencies in the City's Capital Projects Funds. The City acts as fiscal agent for the AAPFFA. The City's Finance Department maintains accounting records and processes receipts and disbursements. The AAPFFA's financial statements are available by contacting the City of Antioch, Finance Department, P.O. Box 5007, Antioch, CA 94531-5007, 925-779-7055.

(b) Contra Costa County Home Mortgage Finance Authority

The City and Contra Costa County are members of the Contra Costa Home Mortgage Financing Authority (Home Mortgage). The Home Mortgage issued 1984 Home Mortgage Revenue Bonds for the purpose of facilitating the financing of low-income home mortgages in the City and County. The City made no contributions to the Home Mortgage during the fiscal year ended June 30, 2011. The Home Mortgage is governed by a board consisting of representatives of the County and City. The board controls the operations and finances of the Authority, independent of influence by the City. Therefore, the Home Mortgage is excluded from the City's reporting entity. The Home Mortgage's financial statements are available by contacting the Contra Costa County Community Development Department, 651 Pine Street, Martinez, CA 94553-1229, 925-646-4208.

NOTE 15 - COMMITMENTS AND CONTINGENCIES

(a) Grants

The City participates in Federal and State grant programs. These programs have been audited by the City's independent auditors in accordance with the provisions of the Federal Single Audit Act Amendments of 1996, and applicable Federal and State requirements. No cost disallowances were proposed as a result of these audits; however, these programs are still subject to further examination by the grantors and the amount, if any, of expenditures which may be disallowed by the granting agencies cannot be determined at this time. The City expects such amounts, if any, to be immaterial.

(b) Pending Litigation

The City is a defendant in a number of lawsuits, which have arisen in the normal course of business. While substantial damages are alleged in some of these actions, their outcome cannot be predicted with certainty. In the opinion of the City Attorney, these actions when finally adjudicated will not have a material adverse effect on the financial position of the City.

CITY OF ANTIOCH

Notes to the Basic Financial Statements For the Fiscal Year Ended June 30, 2011

(c) Slatten Ranch

Slatten Ranch Regional Retail Shopping Center Agreements - When the Slatten Ranch regional retail shopping center was contemplated, the City and developers recognized the significant street and traffic improvements would be necessary to make the project possible. Slatten Ranch developers and retailers were encouraged to locate in Antioch due to the City's announced intention to participate in the infrastructure costs. The City agreed to pay the shopping center developers \$2,000,000 in ten annual installment payments of \$200,000 each (no interest). The first payment was made on June 18, 2005, and the final payment is due on June 18, 2014. The second reimbursement agreement required the City to pay Slatten Ranch Regional Retail Shopping Center a cash \$500,000 down payment toward the cost of the shopping center developers' extension of Lone Tree Way (\$741,964) upon the Target Store opening for business (October 6, 2003), followed by two annual payments thereafter of the remaining construction cost, plus 8% interest.

(d) Nokes

On December 3, 2002, the City of Antioch/Antioch Development Agency signed an agreement with Thomas Nokes of the Antioch Auto Center (Nokes). This agreement provided assistance for Nokes to purchase and remodel the auto dealership site at 1810 Somersville Road and various improvements on properties owned by Nokes that make up the Antioch Auto Center. The major improvements are the Nissan and Toyota dealerships. The transaction involved two separate agreements, one with the City and one with the Agency.

In order for Nokes to remain in the City, the Agency agreement offered incentives for Nokes to purchase the 1810 Somersville Road Toyota dealership. Nokes agreed not to move any of his dealerships from Antioch for at least 10 years. If this provision is violated, Nokes is obligated to repay the Agency all money received from the Agency, plus interest at the then current Bay Area CPI index. Under the Agency agreement, Nokes was required to purchase the 1810 Somersville location, upon which the Agency was required to pay Nokes \$600,000 upon receiving proof of ownership of the 1810 Somersville location. In addition, the City is obligated to make a maximum payment to Nokes of \$2.4 million. These payments are to be calculated from sales taxes generated by the Nokes dealerships, based upon 25% of such sales tax proceeds. Payments will continue until the maximum payment amount is reached. As of June 30, 2011, the City has paid \$1,961,744 towards this agreement.

(e) Construction Commitments

Among the significant construction commitments were \$1.9 million towards the Marina Launch Ramp and approximately \$950,000 towards Markley Creek Culvert Crossing.

CITY OF ANTIOCH

Notes to the Basic Financial Statements For the Fiscal Year Ended June 30, 2011

NOTE 16 – SUBSEQUENT EVENT

A. Recent Changes in Legislation Affecting California Redevelopment Agencies

On June 29, 2011, the Governor of the State of California signed Assembly Bills X1 26 and 27 as part of the State's budget package. Assembly Bill X1 26 requires each California redevelopment agency to suspend nearly all activities except to implement existing contracts, meet already-incurred obligations, preserve its assets and prepare for the impending dissolution of the agency. Assembly Bill X1 27 provides a means for redevelopment agencies to continue to exist and operate by means of a Voluntary Alternative Redevelopment Program. Under this program, each city would adopt an ordinance agreeing to make certain payments to the County Auditor Controller in fiscal year 2011-12 and annual payments each fiscal year thereafter. Assembly Bill X1 26 indicates that the city "may use any available funds not otherwise obligated for other uses" to make this payment. The City of Antioch intends to use available monies of its redevelopment agency for this purpose and the City and Agency have approved a reimbursement agreement to accomplish that objective. The amounts to be paid after fiscal year 2012-13 have yet to be determined by the state legislature.

Assembly Bill X1 26 directs the State Controller of the State of California to review the propriety of any transfers of assets between redevelopment agencies and other public bodies that occurred after January 1, 2011. If the public body that received such transfers is not contractually committed to a third party for the expenditure or encumbrance of those assets, the State Controller is required to order the available assets to be transferred to the public body designated as the successor agency by Assembly Bill X1 26.

In the event that Assembly Bill X1 26 is upheld, the interagency receivable recognized by funds of the City that had previously loaned or advanced funds to the redevelopment agency may become uncollectible resulting in a loss recognized by such funds. The City might additionally be impacted if reimbursements previously paid by the redevelopment agency to the City for shared administrative services are reduced or eliminated.

The League of California Cities and the California Redevelopment Association (CRA) filed a lawsuit on July 18, 2011 on behalf of cities, counties and redevelopment agencies petitioning the California Supreme Court to overturn Assembly Bills X1 26 and 27 on the grounds that these bills violate the California Constitution. On August 11, 2011, the California Supreme Court issued a stay of all of Assembly Bill X1 27 and most of Assembly Bill X1 26. The California Supreme Court stated in its order that "the briefing schedule is designed to facilitate oral argument as early as possible in 2011, and a decision before January 15, 2012." A second order issued by the California Supreme Court on August 17, 2011 indicated that certain provisions of Assembly Bills X1 26 and 27 were still in effect and not affected by its previous stay, including requirements to file an appeal of the determination of the community remittance payment by August 15, the requirement to adopt an Enforceable Obligations Payment Schedule ("EOPS") by August 29, 2011, and the requirement to prepare a preliminary draft of the initial Recognized Obligation Payment Schedule ("ROPS") by September 30, 2011.

Because the stay provided by Assembly Bill X1 26 only affects enforcement, each agency must adopt an Enforceable Obligation Payment Schedule and draft Recognized Obligation Payment Schedule prior to September 30, as required by the statute. Enforceable obligations include bonds, loans and payments required by the federal or State government; legally enforceable payments required in connection with agency employees such as pension payments and unemployment payments, judgments or settlements; legally binding and enforceable agreements or contracts; and contracts or agreements necessary for the continued administration or operation of the agency that are permitted for purposes set forth in AB1X 26.

CITY OF ANTIOCH

Notes to the Basic Financial Statements For the Fiscal Year Ended June 30, 2011

On August 9, 2011, City Ordinance No. 2050-C-S was adopted, indicating that the City will comply with the Voluntary Alternative Redevelopment Program in order to permit the continued existence and operation of the agency, in the event Assembly Bills X1 26 and/or 27 are upheld as constitutional. The initial payment by the City is estimated to be \$3.16 million with one half due on January 15, 2012 and the other half due May 15, 2012. Thereafter, an estimated \$790K will be due annually. The amounts to be paid after fiscal year 2012-13 have yet to be determined by the State Legislature. The semi-annual payments will be due on January 15 and May 15 of each year and would increase or decrease with changes in tax increment. Additionally, an increased amount would be due to schools if any "new debt" is incurred. Assembly Bill X1 27 allows a one-year reprieve on the agency's obligation to contribute 20% of tax increment to the low-and-moderate-income housing fund so as to permit the Agency to assemble sufficient funds to make its initial payments. Failure to make these payments would require agencies to be terminated under the provisions of ABX1 26.

Management believes that the Agency will have sufficient funds to pay its obligations as they become due during the fiscal year ending June 30, 2012. The nature and extent of the operation of redevelopment agencies in the State of California beyond that time frame are dependent upon the outcome of litigation surrounding the actions of the state. In the event that Assembly Bills X1 26 and/or 27 are specifically found by the courts to be unconstitutional, there is a possibility that future legislative acts may create new challenges to the ability of redevelopment agencies in the State of California to continue in view of the California State Legislature's stated intent to eliminate California redevelopment agencies and to reduce their funding.

REQUIRED SUPPLEMENTAL INFORMATION

This page intentionally left blank.

City of Antioch
Required Supplementary Information
Budgetary Comparison Schedule
For the Fiscal Year Ended June 30, 2011

Schedule of Revenues and Transfers In - General Fund

FUNCTION/ACTIVITY:	Original Budget	Final Budget	Actual	Variance With Final Budget Positive (Negative)
TAXES				
Property secured	\$ 6,693,255	\$ 6,632,220	\$ 6,627,198	\$ (5,022)
Property in lieu of VLF	5,462,156	5,356,292	5,356,650	358
Property unsecured	330,000	275,575	289,752	14,177
Property other	298,000	65,875	136,961	71,086
Sales and use tax	8,467,741	8,927,104	9,340,440	413,336
Motor vehicle in-lieu	300,000	300,000	466,492	166,492
Transient lodging tax	75,000	66,000	58,900	(7,100)
Franchises - other	7,000	7,000	7,147	147
Franchises - gas	200,000	174,426	174,426	-
Franchises - electric	361,442	350,337	350,337	-
Franchises - cable tv	937,489	1,037,489	1,098,959	61,470
Franchises - garbage	861,900	861,900	854,151	(7,749)
Business license tax (Gross Receipts)	1,034,000	1,359,000	1,009,870	(349,130)
Property transfer tax	300,000	300,000	254,557	(45,443)
Total taxes	25,327,983	25,713,218	26,025,840	312,622
LICENSES AND PERMITS				
Bicycle licenses	40	40	30	(10)
Building permits	650,000	650,000	630,600	(19,400)
Street & curb permits	120,000	130,000	140,579	10,579
Wide vehicle/overload	4,000	4,432	4,432	-
Technology fee	-	7,000	10,489	3,489
Energy Inspection Fee	-	6,000	9,898	3,898
Pool Safety Fee	-	80	215	135
Accessibility Fee (Non-Resident)	-	2,000	1,486	(514)
Total licenses and permits	774,040	799,552	797,729	(1,823)
FINES AND PENALTIES				
Vehicle code fines	65,000	65,000	75,652	10,652
Non-traffic fines	50,000	35,000	26,518	(8,482)
Total fines and penalties	115,000	100,000	102,170	2,170
INVESTMENT INCOME AND RENTALS				
Investment income	25,000	25,000	34,260	9,260
Rent and concessions	304,400	369,000	396,872	27,872
Total investment income and rentals	329,400	394,000	431,132	37,132
REVENUE FROM OTHER AGENCIES				
Homeowners property tax relief	60,000	60,000	85,985	25,985
P.O.S.T. reimbursements	15,000	15,000	20,623	5,623
Grant reimbursements	794,787	709,326	693,777	(15,549)
EBART contributions/reimbursement	244,470	217,529	202,182	(15,347)
Total revenue from other agencies	1,114,257	1,001,855	1,002,567	712

City of Antioch
Required Supplementary Information, Continued
Budgetary Comparison Schedule
For the Fiscal Year Ended June 30, 2011

Schedule of Revenues and Transfers In - General Fund

	Original Budget	Final Budget	Actual	Variance With Final Budget Positive (Negative)
FUNCTION/ACTIVITY, Continued:				
CURRENT SERVICE CHARGES				
Sales of maps	-	-	53	53
Administrative services	92,300	92,300	84,709	(7,591)
Legal fees	-	371	371	-
Special police services	843,967	783,515	776,597	(6,918)
False alarm fees	45,000	45,000	56,409	11,409
Plan checking fees	415,000	379,125	411,929	32,804
Planning fees	108,920	93,600	54,500	(39,100)
Inspection fees	20,000	45,000	44,945	(55)
Special public works services	31,900	97,125	130,734	33,609
Other service charges	17,500	24,000	21,634	(2,366)
Assessment fees	20,000	10,757	9,430	(1,327)
Charges for services	5,719,088	5,682,228	5,494,405	(187,823)
Billings to Department	344,331	292,128	291,148	(980)
Total current service charges	7,658,006	7,545,149	7,376,864	(168,285)
OTHER REVENUES				
Miscellaneous revenue	1,273,820	1,407,003	1,346,089	(60,914)
OTHER FINANCING SOURCES				
Transfers in:				
Gas Tax Fund	510,000	760,000	760,000	-
Pollution Elimination	243,310	299,110	241,529	(57,581)
Auxilliary Property	-	19,108	19,108	-
Street Impact	1,100,000	1,200,000	1,200,000	-
Street Light and Landscape Maintenance Districts	491,358	610,848	607,816	(3,032)
Supplementary Law Enforcement Grant	122,859	122,859	104,971	(17,888)
Local Law Enforcement Block Grant	76,238	78,162	78,162	-
Traffic Safety	145,000	145,000	110,562	(34,438)
ADA Project #1	50,000	50,000	50,000	-
Water Fund	240,000	240,000	240,000	-
Sewer Fund	240,000	240,000	240,000	-
Total transfers in	3,218,765	3,765,087	3,652,148	(112,939)
Total other financing sources	3,218,765	3,765,087	3,652,148	(112,939)
Total general fund revenues and other financing sources	\$ 39,811,271	\$ 40,725,864	\$ 40,734,539	\$ 8,675

(Concluded)

City of Antioch
Required Supplementary Information, Continued
Budgetary Comparison Schedule
For the Fiscal Year Ended June 30, 2011

Schedule of Expenditures and Transfers Out - General Fund

FUNCTION/ACTIVITY:	Budget		Actual	Variance
	Original	Final		
City Council	\$ 143,667	\$ 150,512	\$ 143,916	\$ 6,596
City Attorney	384,945	383,874	387,808	(3,934)
City Manager	448,890	383,626	350,298	33,328
City Clerk	190,928	215,286	207,443	7,843
City Treasurer	256,481	255,878	253,098	2,780
Personnel Services	485,690	456,545	442,545	14,000
Economic Development	780,057	700,524	665,464	35,060
Finance/Purchasing	2,370,902	1,767,710	1,736,128	31,582
Printing/Mail	149,943	138,252	120,273	17,979
Warehouse & Central Stores	10,900	11,625	11,697	(72)
Emergency Services	31,008	13,162	9,164	3,998
Non-Departmental	1,451,955	1,790,097	1,742,702	47,395
Total general government	6,705,366	6,267,091	6,070,536	196,555
PUBLIC WORKS				
Maintenance Administration	301,534	290,444	291,730	(1,286)
General Maintenance Services	90,450	86,703	79,310	7,393
Street Maintenance	1,300,802	1,341,167	1,306,630	34,537
Engineering and Land Development	843,466	785,913	774,187	11,726
Signal & Street Lighting	463,483	538,640	534,245	4,395
Striping & Signing	594,775	589,826	554,814	35,012
Facilities Maintenance	477,295	482,407	443,297	39,110
Park Maintenance	759,177	755,937	704,716	51,221
Median and General Landscape	405,903	403,459	356,830	46,629
Work Alternative	126,140	118,140	101,361	16,779
Total public works	5,363,025	5,392,636	5,147,120	245,516
PUBLIC SAFETY				
Administration	3,514,452	3,363,662	3,294,526	69,136
Police Reserve	17,622	6,495	7,205	(710)
Prisoner Custody	125,952	692,970	709,280	(16,310)
Community Policing Division	15,337,727	14,798,847	14,563,980	234,867
Traffic Division	956,413	815,247	816,560	(1,313)
Investigation	2,464,176	2,572,303	2,733,104	(160,801)
Narcotics	1,095,227	1,120,388	1,107,184	13,204
Communications	2,370,545	2,182,629	2,205,428	(22,799)
Community Volunteer	57,376	96,396	81,644	14,752
Facility Maintenance	539,592	514,115	473,548	40,567
Total public safety	26,479,082	26,163,052	25,992,459	170,593
PARKS AND RECREATION				
Community Services	13,656	14,291	14,202	89
Total parks and recreation	13,656	14,291	14,202	89

(Continued)

City of Antioch
Required Supplementary Information, Continued
Budgetary Comparison Schedule
For the Fiscal Year Ended June 30, 2011

Schedule of Expenditures and Transfers Out - General Fund

	Budget		Actual	Variance
	Original	Final		
COMMUNITY DEVELOPMENT				
Office of the Director	462,478	452,723	447,937	4,786
Land Planning Services	500,919	475,661	390,086	85,575
Neighborhood Improvement	135,664	135,359	112,125	23,234
Capital Improv/Engineering Administration	147,208	116,237	97,608	18,629
Engineering Services	117,561	99,424	87,563	11,861
Building Inspections	549,879	595,521	597,484	(1,963)
Total community development	1,913,709	1,874,925	1,732,803	142,122
Total current expenditures	40,474,838	39,711,995	38,957,120	754,875
OTHER FINANCING USES:				
Transfers out:				
Animal Control	426,081	416,081	408,126	7,955
Antioch WaterPark	125,000	75,000	45,000	30,000
Recreation	366,055	397,080	136,038	261,042
Auxiliary Property	25,000	-	-	-
Downtown Street Light & Landscape District	84,000	40,000	15,000	25,000
Citywide 2A Maintenance District	121,500	99,500	108,000	(8,500)
Honeywell Capital Lease	36,319	36,319	27,208	9,111
Total transfers out	1,183,955	1,063,980	739,372	324,608
Total general fund expenditures and transfers out	\$ 41,658,793	\$ 40,775,975	\$ 39,696,492	\$ 1,079,483

(Concluded)

City of Antioch
Required Supplementary Information, Continued
Budgetary Comparison Schedule
For the Fiscal Year Ended June 30, 2011

Special Revenue Fund - Housing and Community Development

	Budget		Actual	Variance
	Original	Final		
REVENUES:				
Investment income and rentals	\$ 25	\$ 250	\$ 512	\$ 262
Revenue from other agencies	872,443	3,103,172	3,913,910	810,738
Other	-	350,000	273,191	(76,809)
Total revenues	872,468	3,453,422	4,187,613	734,191
EXPENDITURES:				
Current:				
Community development	524,631	1,255,728	3,813,104	(2,557,376)
Capital outlay	250,000	2,059,797	265,908	1,793,889
Total expenditures	774,631	3,315,525	4,079,012	(763,487)
REVENUES OVER (UNDER) EXPENDITURES	97,837	137,897	108,601	(29,296)
OTHER FINANCING (USES):				
Transfers (out)	(94,000)	(94,000)	(56,789)	37,211
Total other financing (uses)	(94,000)	(94,000)	(56,789)	37,211
Net change in fund balances	\$ 3,837	\$ 43,897	51,812	\$ 7,915
FUND BALANCES:				
Beginning of year			619	
End of year			\$ 52,431	

City of Antioch
Notes to Required Supplementary Information
For the Fiscal Year Ended June 30, 2011

REQUIRED SUPPLEMENTARY INFORMATION UNFUNDED LIABILITY

Miscellaneous Employees Retirement System
Funded Status of Plan

Valuation Date	Entry Age Normal Accrued Liability	Actuarial Value of Assets	Unfunded Liability	Funded Status		Annual Covered Payroll	Unfunded Liability as a % of Payroll
				AVA	MVA		
6/30/2008	\$ 107,642,813	\$ 92,847,856	\$ 14,794,957	86.3%	88.0%	\$ 17,501,429	84.5%
6/30/2009	120,714,384	97,456,257	23,258,127	80.7%	58.8%	15,984,932	145.5%
6/30/2010	124,265,203	101,190,100	23,075,103	81.4%	63.6%	13,473,039	171.3%

Public Safety Employees Retirement System
Funded Status of Plan

Valuation Date	Entry Age Normal Accrued Liability	Actuarial Value of Assets	Unfunded Liability	Funded Status		Annual Covered Payroll	Unfunded Liability as a % of Payroll
				AVA	MVA		
6/30/2008	\$ 84,605,111	\$ 70,782,211	\$ 13,822,900	83.7%	85.2%	\$ 11,496,426	120.2%
6/30/2009	93,154,520	75,898,795	17,255,725	81.5%	59.7%	12,284,277	140.5%
6/30/2010	99,099,170	80,923,199	18,175,971	81.7%	64.5%	11,014,417	165.0%

Supplementary Retirement Plan
Funded Status of Plan

Valuation Date	Entry Age Normal Accrued Liability	Actuarial Value of Assets	Unfunded Liability	Funded Status		Annual Covered Payroll	Unfunded Liability as a % of Payroll
				AVA	MVA		
6/30/2009*	\$ 1,026,000	\$ -	\$ 1,026,000	0.0%	0.0%	\$ 9,915,000	10.3%

*most current information

California Employers' Retiree Benefit Trust
Funded Status of Plan

Valuation Date	Actuarial Accrued Liability (AAL)	Actuarial Value of Assets	Unfunded Actuarial Accrued Liability (UAAL)	Funded Status		Annual Covered Payroll	Unfunded Liability as a % of Payroll
				AVA	MVA		
6/30/2007	\$ 24,414,000	\$ -	\$ 24,414,000	0.0%	0.0%	\$ 23,360,000	104.5%
1/1/2009	25,836,000	6,520,000	19,316,000	25.2%	21.3%	24,120,000	80.1%
1/1/2011	25,338,471	7,375,365	17,963,106	29.1%	29.1%	18,786,946	95.6%

City of Antioch
Notes to Required Supplementary Information
For the Fiscal Year Ended June 30, 2011

BUDGETARY BASIS OF ACCOUNTING

The City follows these procedures in establishing the budgetary data reflected in the required supplementary information:

1. The City Manager submits to the City Council a proposed operating budget for the fiscal year commencing the following July 1. The operating budget includes proposed expenditures and the means of financing them.
2. Public hearings are conducted to obtain taxpayer comments.
3. The budget is legally enacted through passage of a minute order.
4. The City Manager is authorized to transfer budgeted amounts between departments within any fund; however, any revisions that increase the total expenditures of any fund must be approved by the City Council. Expenditures may not legally exceed budgeted appropriations at the fund level without City Council approval.
5. The City adopts a one year budget for its General Fund, Special Revenue Funds and Capital Projects Funds. Debt Service Funds budgetary control is achieved through bond indenture provisions.
6. Budgets are adopted on a basis consistent with accounting principles generally accepted in the United States of America. Amounts presented include amendments approved by the City Council.
7. Encumbrance accounting is employed as an extension of formal budgetary integration in the City's governmental funds. Encumbrances outstanding at year end are reported as reservations of fund balances, since they do not yet constitute expenditures or liabilities. Encumbrances are reappropriated in the following year. Unexpended appropriations lapse at year end.

This page intentionally left blank

SUPPLEMENTAL INFORMATION

This page intentionally left blank

City of Antioch
Budgetary Comparison Schedule
Low & Moderate Income Housing Fund - Major Fund
For the Fiscal Year Ended June 30, 2011

	Budget		Actual	Variance
	Original	Final		
REVENUES:				
Investment income and rentals	\$ 1,000	\$ 6,000	\$ 29,363	\$ 23,363
Other	25,000	10,000	6,300	(3,700)
Total revenues	26,000	16,000	35,663	19,663
EXPENDITURES:				
Current:				
Community development	2,411,646	2,329,754	1,140,660	1,189,094
Total expenditures	2,411,646	2,329,754	1,140,660	1,189,094
REVENUES OVER (UNDER) EXPENDITURES	(2,385,646)	(2,313,754)	(1,104,997)	1,208,757
OTHER FINANCING SOURCES:				
Transfers in	1,491,224	1,472,903	1,469,746	(3,157)
Total other financing sources	1,491,224	1,472,903	1,469,746	(3,157)
Net change in fund balances	\$ (894,422)	\$ (840,851)	364,749	\$ 1,205,600
FUND BALANCES:				
Beginning of year			5,676,489	
End of year			<u>\$ 6,041,238</u>	

City of Antioch
Budgetary Comparison Schedule
ADA Project Area #1 Capital Project Fund - Major Fund
For the Fiscal Year Ended June 30, 2011

	Original Budget	Final Budget	Actual Amount	Variance with Final Budget Positive (Negative)
REVENUES:				
Incremental property taxes	\$ 4,529,220	\$ 4,435,681	\$ 4,453,447	\$ 17,766
Investment income and rentals	3,000	5,000	14,497	9,497
Total revenues	<u>4,532,220</u>	<u>4,440,681</u>	<u>4,467,944</u>	<u>27,263</u>
EXPENDITURES:				
Community development	1,259,668	591,115	967,057	(375,942)
Capital outlay	-	601,424	601,424	-
Total expenditures	<u>1,259,668</u>	<u>1,192,539</u>	<u>1,568,481</u>	<u>(375,942)</u>
REVENUES OVER (UNDER) EXPENDITURES	<u>3,272,552</u>	<u>3,248,142</u>	<u>2,899,463</u>	<u>(348,679)</u>
OTHER FINANCING (USES):				
Transfers (out)	(3,558,438)	(5,001,469)	(5,183,201)	(181,732)
Total other financing (uses)	<u>(3,558,438)</u>	<u>(5,001,469)</u>	<u>(5,183,201)</u>	<u>(181,732)</u>
Net change in fund balances	<u>\$ (285,886)</u>	<u>\$ (1,753,327)</u>	<u>(2,283,738)</u>	<u>\$ (530,411)</u>
FUND BALANCES:				
Beginning of year			<u>(127,653)</u>	
End of year			<u>\$ (2,411,391)</u>	

City of Antioch
Combining Balance Sheet
Non-Major Governmental Funds
June 30, 2011

	Special Revenue Funds	Debt Service Funds	Capital Project Funds	Total
ASSETS				
Cash and investments	\$ 20,722,334	\$ 19	\$ 6,855,627	\$ 27,577,980
Accounts, net	654,889	601,747	1,011,798	2,268,434
Tax	574,116	-	-	574,116
Interest	-	6	-	6
Prepaid items	18,845	3,887	-	22,732
Restricted cash and investments	-	1,624,573	-	1,624,573
Loans receivable	-	-	37,201	37,201
Total assets	\$ 21,970,184	\$ 2,230,232	\$ 7,904,626	\$ 32,105,042
LIABILITIES AND FUND BALANCES				
Liabilities:				
Accounts payable	\$ 458,281	\$ -	\$ 92,770	\$ 551,051
Accrued payroll	90,980	-	4,989	95,969
Deposits	377,516	-	99,958	477,474
Due to other funds	96,366	883,209	645,857	1,625,432
Deferred revenue	115,410	-	37,201	152,611
Total liabilities	1,138,553	883,209	880,775	2,902,537
Fund Balances:				
Nonspendable:				
Petty cash and prepaid items	19,145	3,887	-	23,032
Restricted for:				
Redevelopment	-	-	2,359,949	2,359,949
Debt service	-	1,343,136	-	1,343,136
Streets	10,585,014	-	-	10,585,014
Parks	54,651	-	-	54,651
PEG Programming	345,104	-	-	345,104
Storm Channels	2,454,814	-	-	2,454,814
Landscape Maintenance	1,319,589	-	-	1,319,589
Tidelands Areas Protection	96,801	-	-	96,801
Law Enforcement	118,069	-	-	118,069
Parks & Recreation	163,621	-	-	163,621
Animal Shelter Maintenance /Operation	21,384	-	-	21,384
Abandoned Vehicle	75,894	-	-	75,894
Committed to:				
Parks	3,998,072	-	-	3,998,072
Arts & Cultural Activities	3,352	-	-	3,352
Recreation Programs	24,816	-	-	24,816
Field Maintenance	7,393	-	-	7,393
Memorial Field Maintenance	27,603	-	-	27,603
Road Repair	189,667	-	-	189,667
Waste Reduction	175,425	-	-	175,425
Youth Activities/Building Maintenance	73,487	-	-	73,487
Traffic Signals	1,066,350	-	-	1,066,350
Assigned to:				
Parks & Recreation	11,380	-	-	11,380
Capital Projects	-	-	1,135,751	1,135,751
Community Benefit Programs	-	-	297,199	297,199
AD 26	-	-	385,557	385,557
AD 27	-	-	2,845,395	2,845,395
Total fund balances	20,831,631	1,347,023	7,023,851	29,202,505
Total liabilities and fund balances	\$ 21,970,184	\$ 2,230,232	\$ 7,904,626	\$ 32,105,042

City of Antioch
Combining Statement of Revenues, Expenditures and Changes in Fund Balances
Non-Major Governmental Funds
For the Fiscal Year Ended June 30, 2011

	Special Revenue Funds	Debt Service Funds	Capital Project Funds	Total
REVENUES:				
Taxes	\$ 4,009,305	\$ -	\$ 2,895,283	\$ 6,904,588
Fines and penalties	86,633	-	-	86,633
Investment income and rentals	470,234	38,811	79,299	588,344
Revenue from other agencies	2,839,022	-	6,944,140	9,783,162
Current service charges	969,998	-	44,245	1,014,243
Special assessment revenue	2,775,559	-	-	2,775,559
Other	189,135	429,435	8,363	626,933
Total revenues	11,339,886	468,246	9,971,330	21,779,462
EXPENDITURES:				
Current:				
General government	-	2,902	-	2,902
Public works	1,577,647	-	1,862,085	3,439,732
Public safety	935,233	-	-	935,233
Parks and recreation	3,580,092	-	-	3,580,092
Community development	181,214	-	1,021,188	1,202,402
Capital outlay	2,165,780	-	10,149,961	12,315,741
Debt service:				
Principal retirement	-	1,763,825	-	1,763,825
Interest and fiscal charges	-	2,309,588	-	2,309,588
Total expenditures	8,439,966	4,076,315	13,033,234	25,549,515
REVENUES OVER (UNDER) EXPENDITURES	2,899,920	(3,608,069)	(3,061,904)	(3,770,053)
OTHER FINANCING SOURCES (USES):				
Transfers in	899,366	3,970,994	1,271,319	6,141,679
Transfers (out)	(3,627,533)	-	(1,823,044)	(5,450,577)
Proceeds from capital lease obligations	-	-	1,873,460	1,873,460
Total other financing sources (uses)	(2,728,167)	3,970,994	1,321,735	2,564,562
Net change in fund balances	171,753	362,925	(1,740,169)	(1,205,491)
FUND BALANCES:				
Beginning of year	20,659,878	984,098	8,764,020	30,407,996
End of year	\$ 20,831,631	\$ 1,347,023	\$ 7,023,851	\$ 29,202,505

NON-MAJOR SPECIAL REVENUE FUNDS

These funds account for the proceeds derived from special revenue sources, which are legally restricted to expenditures for specified purposes.

Delta Fair Property Fund

This fund accounts for revenues resulting from the sale or lease of surplus right-of-way property acquired from the State. In accordance with agreements with the State, expenditures must be for park and recreational facilities.

Recreation Programs

This fund accounts for revenue received to cover the costs of recreation programs provided by the City's Leisure Services Divisions.

Gas Tax Fund

This fund accounts for revenues and related expenditures received from the State under the Streets and Highway Code Sections 2105, 2106, 2107, and 2107.5. The allocations must be spent for street maintenance or construction and a limited amount for engineering.

Animal Control Fund

This fund accounts for revenues and expenditures of the City's animal services program. A portion of the revenues required to operate this function comes from animal licenses and shelter, adoption, handling, and impound fees. The remainder comes from a subsidy transfer from the General Fund.

Civic Arts Fund

This fund accounts for money specifically set aside for art programs and projects. Revenues come from a percentage of the City's Transient Occupancy Tax. Expenditures are for a variety of programs in the fund and performing arts, as well as projects such as Art in Public Places.

Park in Lieu Fund

This fund accounts for revenues from park dedication fees required of all new construction. Monies are accumulated in accounts allocated to certain parks on the basis of the area in which the construction is taking place. These funds are then appropriated and spent for park development.

Senior Bus Fund

This fund accounts for the City's Senior Bus Program, which provides door-to-door transportation to frail, elderly, and disabled individuals. Revenue sources are grant funds through the Metropolitan Transportation Commission and fees paid by riders and the Antioch Committee on Aging.

Abandoned Vehicles Fund

This fund accounts for revenue from AB 4114, which charges a \$1.00 fee on the registration of all vehicles located in the City. The funds are received from the County and are used to remove abandoned vehicles from City streets.

Traffic Signal Fee Fund

This fund accounts for fees from developers for all new traffic signal construction.

Asset Forfeitures Fund

This fund was established to account for the proceeds from sales of assets seized in connection with drug enforcement. These proceeds are to be used for law enforcement purposes.

Measure C Growth Management Program Fund

This fund accounts for Measure C Funds, which are used to construct roads.

NON-MAJOR SPECIAL REVENUE FUNDS, Continued

Child Care Fund

This fund accounts for lease revenue received and City expenditures relating to the child care center leased from the City by the YWCA.

Tidelands Assembly Bill 1900

In 1990, the California State Legislature passed legislation that created tidelands entitlement areas. Funds are generated by payments from the lessees of the City's tidelands areas. This revenue is limited to improving accessibility and/or protection of the City's waterfront areas.

Maintenance Districts

Established to account for revenue and related expenditures of lighting and landscape activities.

Solid Waste Reduction AB 939

Under AB 939, a special fee is levied by the State against each ton of solid waste, which is disposed at landfill sites. A portion of this fee goes back to the cities on a quarterly basis for use in achieving AB 939 goals.

Pollution Elimination

This fund was established to account for activities related to the National Pollution Discharge Elimination Program. The purpose of this program is to monitor and reduce storm water pollution.

Auxiliary Property

This fund accounts for rental income and expenditures related to City-owned property not currently being used for City purposes.

Supplemental Law Enforcement

This fund accounts for supplemental public safety funding allocated in AB 3229. Funds must be used for front-line police services and must supplement and not supplant existing funding for law enforcement services.

Local Law Enforcement Block Grant

This fund accounts for public safety funding allocated under the Fiscal Year 1996 Omnibus Appropriations Act. Funds may be used for a wide variety of activities from increasing personnel and equipment resources for law enforcement to developing and supporting programs to enhance effective criminal justice processes.

Street Impact Fund

This fund accounts for franchise taxes received.

Traffic Safety Fund

This fund accounts for fines and forfeitures received under Section 1463 of the Penal Code. Funds shall be used exclusively for official traffic control devices, the maintenance thereof, equipment and supplies for traffic law enforcement and traffic accident prevention.

PEG Franchise Fee Fund

This fund accounts for a 1% fee collected from video franchises to support local Public, Educational and Governmental Programming (PEG).

This page intentionally left blank.

City of Antioch
Combining Balance Sheet
Non-Major Special Revenue Funds
June 30, 2011

	Delta Fair Property	Recreation Programs	Gas Tax	Animal Control	Civic Arts	Park in Lieu	Senior Bus
ASSETS							
Cash and investments	\$ 57,151	\$ 313,135	\$ 5,755,220	\$ 46,536	\$ -	\$ 4,002,280	\$ 111,719
Receivables:							
Accounts, net	-	147,378	347,816	11,800	-	-	71,829
Taxes	-	-	304,893	-	5,409	-	-
Prepaid items	-	7,678	14	-	-	-	71
Total assets	\$ 57,151	\$ 468,191	\$ 6,407,943	\$ 58,336	\$ 5,409	\$ 4,002,280	\$ 183,619
LIABILITIES AND FUND BALANCES							
Liabilities:							
Accounts payable	\$ -	\$ 114,995	\$ 42,788	\$ 13,374	\$ 68	\$ 4,208	\$ 3,954
Accrued payroll	-	42,943	4,621	15,692	-	-	4,593
Deposits	2,500	127,153	-	7,786	-	-	-
Due to other funds	-	-	-	-	1,989	-	-
Deferred revenue	-	115,410	-	-	-	-	-
Total liabilities	2,500	400,501	47,409	36,852	2,057	4,208	8,547
Fund balances:							
Nonspendable:							
Petty cash and prepaid items	-	7,878	14	100	-	-	71
Restricted for:							
Streets	-	-	6,360,520	-	-	-	-
Parks	54,651	-	-	-	-	-	-
PEG Programming	-	-	-	-	-	-	-
Storm Channels	-	-	-	-	-	-	-
Landscape Maintenance	-	-	-	-	-	-	-
Tidelands Areas Protection	-	-	-	-	-	-	-
Law Enforcement	-	-	-	-	-	-	-
Parks & Recreation	-	-	-	-	-	-	163,621
Animal Shelter Maintenance /Operation	-	-	-	21,384	-	-	-
Abandoned Vehicle	-	-	-	-	-	-	-
Committed to:							
Parks	-	-	-	-	-	3,998,072	-
Arts & Cultural Activities	-	-	-	-	3,352	-	-
Recreation Programs	-	24,816	-	-	-	-	-
Field Maintenance	-	7,393	-	-	-	-	-
Memorial Field Maintenance	-	27,603	-	-	-	-	-
Road Repair	-	-	-	-	-	-	-
Waste Reduction	-	-	-	-	-	-	-
Youth Activities/Building Maintenance	-	-	-	-	-	-	-
Traffic Signals	-	-	-	-	-	-	-
Assigned to:							
Parks & Recreation	-	-	-	-	-	-	11,380
Total fund balances	54,651	67,690	6,360,534	21,484	3,352	3,998,072	175,072
Total liabilities and fund balances	\$ 57,151	\$ 468,191	\$ 6,407,943	\$ 58,336	\$ 5,409	\$ 4,002,280	\$ 183,619

			Measure C				
Abandoned	Traffic	Asset	Growth	Child	Tidelands	Lighting &	
Vehicles	Signal Fee	Forfeitures	Management	Care	Assembly	Landscape	
			Program		Bill - 1900	District	
\$ 75,894	\$ 1,090,956	\$ 360,435	\$ 4,271,934	\$ 89,486	\$ 96,801	\$ 1,448,074	
-	-	-	-	1	-	177	
-	-	-	-	-	-	-	
-	-	10,947	-	-	-	-	
<u>\$ 75,894</u>	<u>\$ 1,090,956</u>	<u>\$ 371,382</u>	<u>\$ 4,271,934</u>	<u>\$ 89,487</u>	<u>\$ 96,801</u>	<u>\$ 1,448,251</u>	
\$ -	\$ 24,606	\$ 11,809	\$ 41,040	\$ 10,000	\$ -	\$ 149,947	
-	-	-	2,880	-	-	14,274	
-	-	230,557	3,520	6,000	-	-	
-	-	-	-	-	-	-	
-	-	-	-	-	-	-	
-	24,606	242,366	47,440	16,000	-	164,221	
-	-	10,947	-	-	-	-	
-	-	-	4,224,494	-	-	-	
-	-	-	-	-	-	-	
-	-	-	-	-	-	-	
-	-	-	-	-	-	1,284,030	
-	-	-	-	-	96,801	-	
-	-	118,069	-	-	-	-	
-	-	-	-	-	-	-	
-	-	-	-	-	-	-	
75,894	-	-	-	-	-	-	
-	-	-	-	-	-	-	
-	-	-	-	-	-	-	
-	-	-	-	-	-	-	
-	-	-	-	-	-	-	
-	-	-	-	-	-	-	
-	-	-	-	-	-	-	
-	-	-	-	73,487	-	-	
-	1,066,350	-	-	-	-	-	
-	-	-	-	-	-	-	
<u>75,894</u>	<u>1,066,350</u>	<u>129,016</u>	<u>4,224,494</u>	<u>73,487</u>	<u>96,801</u>	<u>1,284,030</u>	
<u>\$ 75,894</u>	<u>\$ 1,090,956</u>	<u>\$ 371,382</u>	<u>\$ 4,271,934</u>	<u>\$ 89,487</u>	<u>\$ 96,801</u>	<u>\$ 1,448,251</u>	

City of Antioch
Combining Balance Sheet
Non-Major Special Revenue Funds, Continued
June 30, 2011

	Park 1A Maintenance District	Solid Waste Reduction AB 939	Pollution Elimination	Auxiliary Property	Supplemental Law Enforcement	Local Law Enforcement Block Grant	Street Impact
ASSETS							
Cash and investments	\$ 37,197	\$ 192,863	\$ 2,482,523	\$ -	\$ -	\$ -	\$ -
Receivables:							
Accounts, net	684	-	-	-	11,661	-	-
Taxes	-	-	-	-	-	-	263,814
Prepaid	135	-	-	-	-	-	-
Total assets	\$ 38,016	\$ 192,863	\$ 2,482,523	\$ -	\$ 11,661	\$ -	\$ 263,814
LIABILITIES AND FUND BALANCES							
Liabilities:							
Accounts payable	\$ 1,562	\$ 16,404	\$ 23,526	\$ -	\$ -	\$ -	\$ -
Accrued payroll	760	1,034	4,183	-	-	-	-
Deposits	-	-	-	-	-	-	-
Due to other funds	-	-	-	-	11,661	-	74,147
Deferred revenue	-	-	-	-	-	-	-
Total liabilities	2,322	17,438	27,709	-	11,661	-	74,147
Fund balances:							
Petty cash and prepaid items	135	-	-	-	-	-	-
Restricted for:							
Streets	-	-	-	-	-	-	-
Parks	-	-	-	-	-	-	-
PEG Programming	-	-	-	-	-	-	-
Storm Channels	-	-	2,454,814	-	-	-	-
Landscape Maintenance	35,559	-	-	-	-	-	-
Tidelands Areas Protection	-	-	-	-	-	-	-
Law Enforcement	-	-	-	-	-	-	-
Parks & Recreation	-	-	-	-	-	-	-
Animal Shelter Maintenance /Operation	-	-	-	-	-	-	-
Abandoned Vehicle	-	-	-	-	-	-	-
Committed to:							
Parks	-	-	-	-	-	-	-
Arts & Cultural Activities	-	-	-	-	-	-	-
Recreation Programs	-	-	-	-	-	-	-
Field Maintenance	-	-	-	-	-	-	-
Memorial Field Maintenance	-	-	-	-	-	-	-
Road Repair	-	-	-	-	-	-	189,667
Waste Reduction	-	175,425	-	-	-	-	-
Youth Activities/Building Maintenance	-	-	-	-	-	-	-
Traffic Signals	-	-	-	-	-	-	-
Assigned to:							
Parks & Recreation	-	-	-	-	-	-	-
Total fund balances	35,694	175,425	2,454,814	-	-	-	189,667
Total liabilities and fund balances	\$ 38,016	\$ 192,863	\$ 2,482,523	\$ -	\$ 11,661	\$ -	\$ 263,814

	Traffic Safety	PEG Fanchise Fee	Total
\$	-	\$ 290,130	\$ 20,722,334
	8,569	54,974	654,889
	-	-	574,116
	-	-	18,845
\$	8,569	\$ 345,104	\$ 21,970,184
\$	-	\$ -	\$ 458,281
	-	-	90,980
	-	-	377,516
	8,569	-	96,366
	-	-	115,410
	8,569	-	1,138,553
	-	-	19,145
	-	-	10,585,014
	-	-	54,651
	-	345,104	345,104
	-	-	2,454,814
	-	-	1,319,589
	-	-	96,801
	-	-	118,069
	-	-	163,621
	-	-	21,384
	-	-	75,894
	-	-	3,998,072
	-	-	3,352
	-	-	24,816
	-	-	7,393
	-	-	27,603
	-	-	189,667
	-	-	175,425
	-	-	73,487
	-	-	1,066,350
	-	-	11,380
	-	345,104	20,831,631
\$	8,569	\$ 345,104	\$ 21,970,184

City of Antioch
Combining Statement of Revenues, Expenditures and Changes in Fund Balances
Non-Major Special Revenue Funds
For the Fiscal Year Ended June 30, 2011

	Delta Fair Property	Recreation Programs	Gas Tax	Animal Control	Civic Arts	Park in Lieu
REVENUES:						
Taxes	\$ -	\$ -	\$ 2,550,465	\$ -	\$ 21,088	\$ -
Fines and penalties	-	-	-	-	-	-
Investment income and rentals	10,706	124,229	68,438	-	9	45,344
Revenue from other agencies	-	712,789	529,802	37,000	-	-
Current service charges	-	569,081	1,200	305,737	-	45,470
Special assessment revenue	-	-	-	-	-	-
Other	-	56,855	-	14,268	-	-
Total revenues	10,706	1,462,954	3,149,905	357,005	21,097	90,814
EXPENDITURES:						
Current:						
Public works	612	-	889,605	-	-	102,393
Public safety	-	-	-	743,283	-	-
Parks and recreation	-	1,758,802	-	-	24,664	-
Community development	-	-	-	-	-	-
Capital outlay	-	-	390,861	-	-	20,410
Total expenditures	612	1,758,802	1,280,466	743,283	24,664	122,803
REVENUES OVER (UNDER) EXPENDITURES	10,094	(295,848)	1,869,439	(386,278)	(3,567)	(31,989)
OTHER FINANCING SOURCES (USES):						
Transfers in	-	326,038	-	408,126	-	-
Transfers (out)	-	(6,526)	(1,046,293)	(364)	-	-
Total other financing sources (uses)	-	319,512	(1,046,293)	407,762	-	-
Net change in fund balances	10,094	23,664	823,146	21,484	(3,567)	(31,989)
FUND BALANCES:						
Beginning of year	44,557	44,026	5,537,388	-	6,919	4,030,061
End of year	\$ 54,651	\$ 67,690	\$ 6,360,534	\$ 21,484	\$ 3,352	\$ 3,998,072

Senior Bus	Abandoned Vehicles	Traffic Signal Fee	Asset Forfeitures	Measure C Growth Management Program	Child Care	Tidelands Assembly Bill - 1900	Lighting & Landscape District
\$ -	\$ -	\$ -	\$ -	\$ -	\$ -	\$ -	\$ -
-	-	-	-	-	-	-	-
1,782	798	12,334	3,686	50,813	69,385	12,131	15,097
311,000	46,785	-	-	953,997	-	-	-
9,598	-	38,912	-	-	-	-	-
-	-	-	-	-	-	-	1,949,664
-	-	-	69,441	1,900	-	-	39,704
322,380	47,583	51,246	73,127	1,006,710	69,385	12,131	2,004,465
-	-	46,543	-	189,548	-	533	-
-	14,094	-	168,896	-	-	-	-
185,108	-	-	-	-	15,414	-	1,478,805
-	-	-	-	-	-	-	-
-	-	-	12,500	1,742,009	-	-	-
185,108	14,094	46,543	181,396	1,931,557	15,414	533	1,478,805
137,272	33,489	4,703	(108,269)	(924,847)	53,971	11,598	525,660
-	-	-	-	-	-	-	135,202
(35,000)	-	-	-	-	(135,000)	-	(637,816)
(35,000)	-	-	-	-	(135,000)	-	(502,614)
102,272	33,489	4,703	(108,269)	(924,847)	(81,029)	11,598	23,046
72,800	42,405	1,061,647	237,285	5,149,341	154,516	85,203	1,260,984
\$ 175,072	\$ 75,894	\$ 1,066,350	\$ 129,016	\$ 4,224,494	\$ 73,487	\$ 96,801	\$ 1,284,030

City of Antioch
Combining Statement of Revenues, Expenditures and Changes in Fund Balances
Non-Major Special Revenue Funds, Continued
For the Fiscal Year Ended June 30, 2011

	Park 1A Maintenance District	Solid Waste Reduction AB 939	Pollution Elimination	Auxiliary Property	Supplemental Law Enforcement	Local Law Enforcement Block Grant
REVENUES:						
Taxes	\$ 22,149	\$ 160,000	\$ -	\$ -	\$ -	\$ -
Fines and penalties	-	-	-	-	-	-
Investment income and rentals	15,548	2,769	29,139	138	176	-
Revenue from other agencies	-	55,964	-	-	104,838	86,847
Current service charges	-	-	-	-	-	-
Special assessment revenue	-	-	825,895	-	-	-
Other	399	6,393	175	-	-	-
Total revenues	38,096	225,126	855,209	138	105,014	86,847
EXPENDITURES:						
Current:						
Public works	-	-	333,932	13,627	-	-
Public safety	-	-	-	-	43	8,685
Parks and recreation	109,912	-	-	-	-	-
Community development	-	133,324	47,890	-	-	-
Capital outlay	-	-	-	-	-	-
Total expenditures	109,912	133,324	381,822	13,627	43	8,685
REVENUES OVER (UNDER) EXPENDITURES	(71,816)	91,802	473,387	(13,489)	104,971	78,162
OTHER FINANCING SOURCES (USES):						
Transfers in	-	-	30,000	-	-	-
Transfers (out)	(12,202)	-	(241,529)	(19,108)	(104,971)	(78,162)
Total other financing sources (uses)	(12,202)	-	(211,529)	(19,108)	(104,971)	(78,162)
Net change in fund balances	(84,018)	91,802	261,858	(32,597)	-	-
FUND BALANCES:						
Beginning of year	119,712	83,623	2,192,956	32,597	-	-
End of year	\$ 35,694	\$ 175,425	\$ 2,454,814	\$ -	\$ -	\$ -

Street Impact	Traffic Safety	PEG Fanchise Fee	Total
\$ 1,035,811	\$ -	\$ 219,792	\$ 4,009,305
-	86,633	-	86,633
3,110	1,274	3,328	470,234
-	-	-	2,839,022
-	-	-	969,998
-	-	-	2,775,559
-	-	-	189,135
<u>1,038,921</u>	<u>87,907</u>	<u>223,120</u>	<u>11,339,886</u>
854	-	-	1,577,647
-	232	-	935,233
-	-	7,387	3,580,092
-	-	-	181,214
-	-	-	2,165,780
<u>854</u>	<u>232</u>	<u>7,387</u>	<u>8,439,966</u>
<u>1,038,067</u>	<u>87,675</u>	<u>215,733</u>	<u>2,899,920</u>
-	-	-	899,366
(1,200,000)	(110,562)	-	(3,627,533)
<u>(1,200,000)</u>	<u>(110,562)</u>	<u>-</u>	<u>(2,728,167)</u>
(161,933)	(22,887)	215,733	171,753
351,600	22,887	129,371	20,659,878
<u>\$ 189,667</u>	<u>\$ -</u>	<u>\$ 345,104</u>	<u>\$ 20,831,631</u>

City of Antioch
Budgetary Comparison Schedule
Delta Fair Property Special Revenue Fund
For the Fiscal Year Ended June 30, 2011

	Original Budget	Final Budget	Actual Amount	Variance with Final Budget Positive (Negative)
REVENUES:				
Investment income and rentals	\$ 10,400	\$ 10,400	\$ 10,706	\$ 306
Total revenues	10,400	10,400	10,706	306
EXPENDITURES:				
Current:				
Public works	516	571	612	(41)
Total expenditures	516	571	612	(41)
REVENUES OVER (UNDER) EXPENDITURES	9,884	9,829	10,094	265
Net change in fund balances	\$ 9,884	\$ 9,829	10,094	\$ 265
FUND BALANCES:				
Beginning of year			44,557	
End of year			\$ 54,651	

City of Antioch
Budgetary Comparison Schedule
Recreation Programs Special Revenue Fund
For the Fiscal Year Ended June 30, 2011

	Original Budget	Final Budget	Actual Amount	Variance with Final Budget Positive (Negative)
REVENUES:				
Investment income and rentals	\$ 46,100	\$ 81,864	\$ 124,229	\$ 42,365
Revenue from other agencies	650,000	633,894	712,789	78,895
Current service charges	895,300	631,750	569,081	(62,669)
Other	83,720	56,524	56,855	331
Total revenues	<u>1,675,120</u>	<u>1,404,032</u>	<u>1,462,954</u>	<u>58,922</u>
EXPENDITURES:				
Current:				
Parks and recreation	2,201,318	1,995,617	1,758,802	236,815
Capital outlay	10,000	-	-	-
Total expenditures	<u>2,211,318</u>	<u>1,995,617</u>	<u>1,758,802</u>	<u>236,815</u>
REVENUES OVER (UNDER) EXPENDITURES	<u>(536,198)</u>	<u>(591,585)</u>	<u>(295,848)</u>	<u>295,737</u>
OTHER FINANCING SOURCES (USES):				
Transfers in	556,055	587,080	326,038	(261,042)
Transfers (out)	(8,712)	(8,712)	(6,526)	(2,186)
Total other financing sources (uses)	<u>547,343</u>	<u>578,368</u>	<u>319,512</u>	<u>(263,228)</u>
Net change in fund balances	<u>\$ 11,145</u>	<u>\$ (13,217)</u>	23,664	<u>\$ 32,509</u>
FUND BALANCES:				
Beginning of year			<u>44,026</u>	
End of year			<u>\$ 67,690</u>	

City of Antioch
Budgetary Comparison Schedule
Animal Control Special Revenue Fund
For the Fiscal Year Ended June 30, 2011

	Original Budget	Final Budget	Actual Amount	Variance with Final Budget Positive (Negative)
REVENUES:				
Revenue from other agencies	\$ -	\$ 37,000	\$ 37,000	\$ -
Current service charges	287,800	287,800	305,737	17,937
Other	11,000	11,000	14,268	3,268
Total revenues	298,800	335,800	357,005	21,205
EXPENDITURES:				
Current:				
Public safety	724,395	751,395	743,283	8,112
Total expenditures	724,395	751,395	743,283	8,112
REVENUES OVER (UNDER) EXPENDITURES	(425,595)	(415,595)	(386,278)	29,317
OTHER FINANCING SOURCES (USES):				
Transfers in	426,081	416,081	408,126	(7,955)
Transfers (out)	(486)	(486)	(364)	
Total other financing sources (uses)	425,595	415,595	407,762	(7,955)
Net change in fund balances	\$ -	\$ -	21,484	\$ 21,362
FUND BALANCES:				
Beginning of year			-	
End of year			\$ 21,484	

City of Antioch
Budgetary Comparison Schedule
Gas Tax Special Revenue Fund
For the Fiscal Year Ended June 30, 2011

	Original Budget	Final Budget	Actual Amount	Variance with Final Budget Positive (Negative)
REVENUES:				
Taxes	\$ 2,617,876	\$ 2,679,552	\$ 2,550,465	\$ (129,087)
Investment income and rentals	10,000	40,000	68,438	28,438
Revenues from other agencies	1,311,137	561,191	529,802	(31,389)
Current service charges	-	-	1,200	1,200
Total revenues	<u>3,939,013</u>	<u>3,280,743</u>	<u>3,149,905</u>	<u>(130,838)</u>
EXPENDITURES:				
Current:				
Public works	401,000	568,373	889,605	(321,232)
Capital outlay	<u>2,355,000</u>	<u>598,608</u>	<u>390,861</u>	<u>207,747</u>
Total expenditures	<u>2,756,000</u>	<u>1,166,981</u>	<u>1,280,466</u>	<u>(113,485)</u>
REVENUES OVER (UNDER) EXPENDITURES	<u>1,183,013</u>	<u>2,113,762</u>	<u>1,869,439</u>	<u>(244,323)</u>
OTHER FINANCING (USES):				
Transfers (out)	<u>(892,169)</u>	<u>(1,142,169)</u>	<u>(1,046,293)</u>	<u>95,876</u>
Total other financing (uses)	<u>(892,169)</u>	<u>(1,142,169)</u>	<u>(1,046,293)</u>	<u>95,876</u>
Net change in fund balances	<u>\$ 290,844</u>	<u>\$ 971,593</u>	823,146	<u>\$ (148,447)</u>
FUND BALANCES:				
Beginning of year			<u>5,537,388</u>	
End of year			<u>\$ 6,360,534</u>	

City of Antioch
Budgetary Comparison Schedule
Civic Arts Special Revenue Fund
For the Fiscal Year Ended June 30, 2011

	Original Budget	Final Budget	Actual Amount	Variance with Final Budget Positive (Negative)
REVENUES:				
Taxes	\$ 25,000	\$ 20,000	\$ 21,088	\$ 1,088
Investment income and rentals	500	25	9	(16)
Total revenues	25,500	20,025	21,097	1,072
EXPENDITURES:				
Current:				
Parks and recreation	24,658	24,720	24,664	56
REVENUES OVER (UNDER) EXPENDITURES	842	(4,695)	(3,567)	1,128
Net change in fund balances	\$ 842	\$ (4,695)	(3,567)	\$ 1,128
FUND BALANCES:				
Beginning of year			6,919	
End of year			\$ 3,352	

City of Antioch
Budgetary Comparison Schedule
Park in Lieu Special Revenue Fund
For the Fiscal Year Ended June 30, 2011

	Original Budget	Final Budget	Actual Amount	Variance with Final Budget Positive (Negative)
REVENUES:				
Investment income and rentals	\$ 5,000	\$ 5,000	\$ 45,344	\$ 40,344
Current service charges	105,000	40,000	45,470	5,470
Total revenues	110,000	45,000	90,814	45,814
EXPENDITURES:				
Current:				
Public works	6,348	105,685	102,393	3,292
Capital outlay	2,800,000	1,053,733	20,410	1,033,323
Total expenditures	2,806,348	1,159,418	122,803	1,036,615
REVENUES OVER (UNDER) EXPENDITURES	(2,696,348)	(1,114,418)	(31,989)	1,082,429
Net change in fund balances	\$ (2,696,348)	\$ (1,114,418)	(31,989)	\$ 1,082,429
FUND BALANCES:				
Beginning of year			4,030,061	
End of year			\$ 3,998,072	

City of Antioch
Budgetary Comparison Schedule
Senior Bus Special Revenue Fund
For the Fiscal Year Ended June 30, 2011

	Original Budget	Final Budget	Actual Amount	Variance with Final Budget Positive (Negative)
REVENUES:				
Investment income and rentals	\$ 800	\$ 800	\$ 1,782	\$ 982
Revenue from other agencies	275,000	275,000	311,000	36,000
Current service charges	14,000	14,000	9,598	(4,402)
Total revenues	289,800	289,800	322,380	32,580
EXPENDITURES:				
Current:				
Parks and recreation	222,903	200,162	185,108	15,054
Total expenditures	222,903	200,162	185,108	15,054
REVENUES OVER (UNDER) EXPENDITURES	66,897	89,638	137,272	47,634
OTHER FINANCING (USES):				
Transfers (out)	(35,000)	(35,000)	(35,000)	-
Total other financing (uses)	(35,000)	(35,000)	(35,000)	-
Net change in fund balances	\$ 31,897	\$ 54,638	102,272	\$ 47,634
FUND BALANCES:				
Beginning of year			72,800	
End of year			\$ 175,072	

City of Antioch
Budgetary Comparison Schedule
Abandoned Vehicle Special Revenue Fund
For the Fiscal Year Ended June 30, 2011

	Original Budget	Final Budget	Actual Amount	Variance with Final Budget Positive (Negative)
REVENUES:				
Investment income and rentals	\$ 550	\$ 550	\$ 798	\$ 248
Revenue from other agencies	25,000	40,000	46,785	6,785
Total revenues	25,550	40,550	47,583	7,033
EXPENDITURES:				
Current:				
Public safety	41,121	15,771	14,094	1,677
REVENUES OVER (UNDER) EXPENDITURES	(15,571)	24,779	33,489	8,710
Net change in fund balances	\$ (15,571)	\$ 24,779	33,489	\$ 8,710
FUND BALANCES:				
Beginning of year			42,405	
End of year			\$ 75,894	

City of Antioch
Budgetary Comparison Schedule
Traffic Signal Fee Special Revenue Fund
For the Fiscal Year Ended June 30, 2011

	Original Budget	Final Budget	Actual Amount	Variance with Final Budget Positive (Negative)
REVENUES:				
Investment income and rentals	\$ 5,000	\$ 5,000	\$ 12,334	\$ 7,334
Current service charges	50,000	50,000	38,912	(11,088)
Total revenues	55,000	55,000	51,246	(3,754)
EXPENDITURES:				
Current:				
Public works	4,814	29,420	46,543	(17,123)
Capital outlay	274,000	249,394	-	249,394
Total expenditures	278,814	278,814	46,543	232,271
REVENUES OVER (UNDER) EXPENDITURES	(223,814)	(223,814)	4,703	228,517
Net change in fund balances	\$ (223,814)	\$ (223,814)	4,703	\$ 228,517
FUND BALANCES:				
Beginning of year			1,061,647	
End of year			\$ 1,066,350	

City of Antioch
Budgetary Comparison Schedule
Asset Forfeitures Special Revenue Fund
For the Fiscal Year Ended June 30, 2011

	Original Budget	Final Budget	Actual Amount	Variance with Final Budget Positive (Negative)
REVENUES:				
Investment income and rentals	\$ 2,200	\$ 2,200	\$ 3,686	\$ 1,486
Other	35,000	64,305	69,441	5,136
Total revenues	37,200	66,505	73,127	6,622
EXPENDITURES:				
Current:				
Public safety	33,252	166,221	168,896	(2,675)
Capital outlay	-	-	12,500	(12,500)
Total expenditures	33,252	166,221	181,396	(15,175)
REVENUES OVER (UNDER) EXPENDITURES	3,948	(99,716)	(108,269)	(8,553)
Net change in fund balances	\$ 3,948	\$ (99,716)	(108,269)	\$ (8,553)
FUND BALANCES:				
Beginning of year			237,285	
End of year			\$ 129,016	

City of Antioch
Budgetary Comparison Schedule
Measure C/J Growth Management Program Special Revenue Fund
For the Fiscal Year Ended June 30, 2011

	Original Budget	Final Budget	Actual Amount	Variance with Final Budget Positive (Negative)
REVENUES:				
Investment income and rentals	\$ 20,000	\$ 20,000	\$ 50,813	\$ 30,813
Revenue from other agencies	1,205,456	1,154,297	953,997	(200,300)
Other	-	1,900	1,900	-
Total revenues	<u>1,225,456</u>	<u>1,176,197</u>	<u>1,006,710</u>	<u>(169,487)</u>
EXPENDITURES:				
Current:				
Public works	77,107	77,271	189,548	(112,277)
Capital outlay	3,531,000	2,160,000	1,742,009	417,991
Total expenditures	<u>3,608,107</u>	<u>2,237,271</u>	<u>1,931,557</u>	<u>305,714</u>
REVENUES OVER (UNDER) EXPENDITURES	<u>(2,382,651)</u>	<u>(1,061,074)</u>	<u>(924,847)</u>	<u>136,227</u>
Net change in fund balances	<u>\$ (2,382,651)</u>	<u>\$ (1,061,074)</u>	<u>(924,847)</u>	<u>\$ 136,227</u>
FUND BALANCES:				
Beginning of year			5,149,341	
End of year			<u>\$ 4,224,494</u>	

City of Antioch
Budgetary Comparison Schedule
Child Care Special Revenue Fund
For the Fiscal Year Ended June 30, 2011

	Original Budget	Final Budget	Actual Amount	Variance with Final Budget Positive (Negative)
REVENUES:				
Investment income and rentals	\$ 68,526	\$ 68,592	\$ 69,385	\$ 793
Total revenues	68,526	68,592	69,385	793
EXPENDITURES:				
Current:				
Parks and recreation	1,955	17,239	15,414	1,825
REVENUES OVER (UNDER) EXPENDITURES	66,571	51,353	53,971	2,618
OTHER FINANCING (USES):				
Transfers (out)	(135,000)	(135,000)	(135,000)	-
Total other financing (uses)	(135,000)	(135,000)	(135,000)	-
Net change in fund balances	\$ (68,429)	\$ (83,647)	(81,029)	\$ 2,618
FUND BALANCES:				
Beginning of year			154,516	
End of year			\$ 73,487	

City of Antioch
Budgetary Comparison Schedule
Tidelands Assembly Bill-1900 Special Revenue Fund
For the Fiscal Year Ended June 30, 2011

	Original Budget	Final Budget	Actual Amount	Variance with Final Budget Positive (Negative)
REVENUES:				
Investment income and rentals	\$ 4,620	\$ 11,510	\$ 12,131	\$ 621
Total revenues	4,620	11,510	12,131	621
EXPENDITURES:				
Current:				
Public works	476	478	533	(55)
REVENUES OVER (UNDER) EXPENDITURES	4,144	11,032	11,598	566
Net change in fund balances	\$ 4,144	\$ 11,032	11,598	\$ 566
FUND BALANCES:				
Beginning of year			85,203	
End of year			\$ 96,801	

City of Antioch
Budgetary Comparison Schedule
Lighting & Landscape District Special Revenue Fund
For the Fiscal Year Ended June 30, 2011

	Original Budget	Final Budget	Actual Amount	Variance with Final Budget Positive (Negative)
REVENUES:				
Investment income and rentals	\$ 3,700	\$ 3,700	\$ 15,097	\$ 11,397
Special assessment revenue	2,001,252	1,952,836	1,949,664	(3,172)
Other	-	15,795	39,704	23,909
Total revenues	<u>2,004,952</u>	<u>1,972,331</u>	<u>2,004,465</u>	<u>32,134</u>
EXPENDITURES:				
Current:				
Parks and recreation	1,886,178	1,774,669	1,478,805	295,864
REVENUES OVER (UNDER) EXPENDITURES	<u>118,774</u>	<u>197,662</u>	<u>525,660</u>	<u>327,998</u>
OTHER FINANCING (USES):				
Transfers in	691,792	614,699	135,202	(479,497)
Transfers (out)	(982,871)	(1,102,295)	(637,816)	464,479
Total other financing (uses)	<u>(291,079)</u>	<u>(487,596)</u>	<u>(502,614)</u>	<u>(15,018)</u>
Net change in fund balances	<u>\$ (172,305)</u>	<u>\$ (289,934)</u>	23,046	<u>\$ 312,980</u>
FUND BALANCES:				
Beginning of year			<u>1,260,984</u>	
End of year			<u>\$ 1,284,030</u>	

City of Antioch
Budgetary Comparison Schedule
Park 1A Maintenance District Special Revenue Fund
For the Fiscal Year Ended June 30, 2011

	Original Budget	Final Budget	Actual Amount	Variance with Final Budget Positive (Negative)
REVENUES:				
Taxes	\$ 22,900	\$ 22,205	\$ 22,149	\$ (56)
Investment income and rentals	30,250	15,245	15,548	303
Other	100	100	399	299
Total revenues	<u>53,250</u>	<u>37,550</u>	<u>38,096</u>	<u>546</u>
EXPENDITURES:				
Current:				
Parks and recreation	<u>101,190</u>	<u>107,156</u>	<u>109,912</u>	<u>(2,756)</u>
REVENUES OVER (UNDER) EXPENDITURES	<u>(47,940)</u>	<u>(69,606)</u>	<u>(71,816)</u>	<u>(2,210)</u>
OTHER FINANCING SOURCES (USES):				
Transfers (out)	<u>(14,073)</u>	<u>(13,780)</u>	<u>(12,202)</u>	<u>(1,578)</u>
Total other financing sources (uses)	<u>(14,073)</u>	<u>(13,780)</u>	<u>(12,202)</u>	<u>(1,578)</u>
Net change in fund balances	<u>\$ (62,013)</u>	<u>\$ (83,386)</u>	<u>(84,018)</u>	<u>\$ (3,788)</u>
FUND BALANCES:				
Beginning of year			<u>119,712</u>	
End of year			<u>\$ 35,694</u>	

City of Antioch
Budgetary Comparison Schedule
Solid Waste Reduction AB 939 Special Revenue Fund
For the Fiscal Year Ended June 30, 2011

	Original Budget	Final Budget	Actual Amount	Variance with Final Budget Positive (Negative)
REVENUES:				
Taxes	\$ 160,000	\$ 160,000	\$ 160,000	\$ -
Investment income and rentals	1,500	1,500	2,769	1,269
Revenue from other agencies	38,500	54,000	55,964	1,964
Other	550	3,119	6,393	3,274
Total revenues	<u>200,550</u>	<u>218,619</u>	<u>225,126</u>	<u>6,507</u>
EXPENDITURES:				
Current:				
Community development	154,141	151,831	133,324	18,507
Capital outlay	-	-	-	-
Total expenditures	<u>154,141</u>	<u>151,831</u>	<u>133,324</u>	<u>18,507</u>
REVENUES OVER (UNDER) EXPENDITURES	<u>46,409</u>	<u>66,788</u>	<u>91,802</u>	<u>25,014</u>
Net change in fund balances	<u>\$ 46,409</u>	<u>\$ 66,788</u>	<u>91,802</u>	<u>\$ 25,014</u>
FUND BALANCES:				
Beginning of year			<u>83,623</u>	
End of year			<u>\$ 175,425</u>	

City of Antioch
Budgetary Comparison Schedule
Pollution Elimination Special Revenue Fund
For the Fiscal Year Ended June 30, 2011

	Original Budget	Final Budget	Actual Amount	Variance with Final Budget Positive (Negative)
REVENUES:				
Investment income and rentals	\$ 7,000	\$ 15,000	\$ 29,139	\$ 14,139
Special assessment revenue	700,000	848,000	825,895	(22,105)
Other	-	110	175	65
Total revenues	<u>707,000</u>	<u>863,110</u>	<u>855,209</u>	<u>(7,901)</u>
EXPENDITURES:				
Current:				
Public works	463,511	446,557	333,932	112,625
Community development	127,577	127,757	47,890	79,867
Capital outlay	204,000	200,000	-	200,000
Total expenditures	<u>795,088</u>	<u>774,314</u>	<u>381,822</u>	<u>392,492</u>
REVENUES OVER (UNDER) EXPENDITURES	<u>(88,088)</u>	<u>88,796</u>	<u>473,387</u>	<u>384,591</u>
OTHER FINANCING SOURCES (USES):				
Transfers in	30,000	30,000	30,000	-
Transfers (out)	(243,310)	(299,110)	(241,529)	57,581
Total other financing sources (uses)	<u>(213,310)</u>	<u>(269,110)</u>	<u>(211,529)</u>	<u>57,581</u>
Net change in fund balances	<u>\$ (301,398)</u>	<u>\$ (180,314)</u>	261,858	<u>\$ 442,172</u>
FUND BALANCES:				
Beginning of year			<u>2,192,956</u>	
End of year			<u>\$ 2,454,814</u>	

City of Antioch
Budgetary Comparison Schedule
Auxiliary Property Special Revenue Fund
For the Fiscal Year Ended June 30, 2011

	Original Budget	Final Budget	Actual Amount	Variance with Final Budget Positive (Negative)
REVENUES:				
Investment income and rentals	\$ 100	\$ 138	\$ 138	\$ -
Total revenues	100	138	138	-
EXPENDITURES:				
Current:				
Public Works	28,028	13,627	13,627	-
REVENUES OVER (UNDER) EXPENDITURES	(27,928)	(13,489)	(13,489)	-
OTHER FINANCING SOURCES (USES):				
Transfers in	25,000	-	-	-
Transfers (out)	-	(19,108)	(19,108)	-
Total other financing sources	25,000	(19,108)	(19,108)	-
Net change in fund balances	\$ (2,928)	\$ (32,597)	(32,597)	\$ -
FUND BALANCES:				
Beginning of year			32,597	
End of year			\$ -	

City of Antioch
Budgetary Comparison Schedule
Supplemental Law Enforcement Special Revenue Fund
For the Fiscal Year Ended June 30, 2011

	Original Budget	Final Budget	Actual Amount	Variance with Final Budget Positive (Negative)
REVENUES:				
Investment income and rentals	\$ -	\$ -	\$ 176	\$ 176
Revenue from other agencies	122,859	122,859	104,838	(18,021)
Total revenues	122,859	122,859	105,014	(17,845)
EXPENDITURES:				
Current:				
Public safety	-	-	43	(43)
REVENUES OVER (UNDER) EXPENDITURES	122,859	122,859	104,971	(17,888)
OTHER FINANCING (USES):				
Transfers (out)	(122,859)	(122,859)	(104,971)	17,888
Total other financing (uses)	(122,859)	(122,859)	(104,971)	17,888
Net change in fund balances	\$ -	\$ -	-	\$ -
FUND BALANCES:				
Beginning of year			-	
End of year			\$ -	

City of Antioch
Budgetary Comparison Schedule
Local Law Enforcement Block Grant Special Revenue Fund
For the Fiscal Year Ended June 30, 2011

	Original Budget	Final Budget	Actual Amount	Variance with Final Budget Positive (Negative)
REVENUES:				
Revenue from other agencies	\$ 86,846	\$ 86,847	\$ 86,847	-
Total revenues	86,846	86,847	86,847	-
EXPENDITURES:				
Current:				
Public Safety	10,608	8,685	8,685	-
REVENUES OVER (UNDER) EXPENDITURES	76,238	78,162	78,162	-
OTHER FINANCING (USES):				
Transfers (out)	(61,080)	(69,757)	(78,162)	(8,405)
Total other financing (uses)	(61,080)	(69,757)	(78,162)	(8,405)
Net change in fund balances	\$ 15,158	\$ 8,405	-	\$ (8,405)
FUND BALANCES:				
Beginning of year			-	
End of year			\$ -	

City of Antioch
Budgetary Comparison Schedule
Street Impact Special Revenue Fund
For the Fiscal Year Ended June 30, 2011

	Original Budget	Final Budget	Actual Amount	Variance with Final Budget Positive (Negative)
REVENUES:				
Taxes	\$ 950,000	\$ 1,000,000	\$ 1,035,811	\$ 35,811
Investment income and rentals	5,000	4,500	3,110	(1,390)
Total revenues	955,000	1,004,500	1,038,921	34,421
EXPENDITURES:				
Current:				
Public works	720	1,500	854	646
REVENUES OVER (UNDER) EXPENDITURES	954,280	1,003,000	1,038,067	35,067
OTHER FINANCING (USES):				
Transfers (out)	(1,100,000)	(1,200,000)	(1,200,000)	-
Total other financing (uses)	(1,100,000)	(1,200,000)	(1,200,000)	-
Net change in fund balances	\$ (145,720)	\$ (197,000)	(161,933)	\$ 35,067
FUND BALANCES:				
Beginning of year			351,600	
End of year			\$ 189,667	

City of Antioch
Budgetary Comparison Schedule
Traffic Safety Special Revenue Fund
For the Fiscal Year Ended June 30, 2011

	Original Budget	Final Budget	Actual Amount	Variance with Final Budget Positive (Negative)
REVENUES:				
Fines and penalties	\$ 137,000	\$ 122,000	\$ 86,633	\$ (35,367)
Investment income and rentals	1,000	500	1,274	774
Total revenues	138,000	122,500	87,907	(34,593)
EXPENDITURES:				
Current:				
Public Safety	180	180	232	(52)
REVENUES OVER (UNDER) EXPENDITURES	137,820	122,320	87,675	(34,645)
OTHER FINANCING (USES):				
Transfers (out)	(145,000)	(145,000)	(110,562)	34,438
Total other financing (uses)	(145,000)	(145,000)	(110,562)	34,438
Net change in fund balances	\$ (7,180)	\$ (22,680)	(22,887)	\$ (207)
FUND BALANCES:				
Beginning of year			22,887	
End of year			\$ -	

City of Antioch
Budgetary Comparison Schedule
PEG Franchise Fee Special Revenue Fund
For the Fiscal Year Ended June 30, 2011

	Original Budget	Final Budget	Actual Amount	Variance with Final Budget Positive (Negative)
REVENUES:				
Taxes	\$ 360,000	\$ 220,000	\$ 219,792	\$ (208)
Investment income and rentals	1,000	1,000	3,328	2,328
Total revenues	361,000	221,000	223,120	2,120
EXPENDITURES:				
Current:				
Parks and Recreation	45,753	46,112	7,387	38,725
Capital outlay	30,000	30,000	-	30,000
Total expenditures	75,753	76,112	7,387	68,725
REVENUES OVER (UNDER) EXPENDITURES	285,247	144,888	215,733	70,845
Net change in fund balances	\$ 285,247	\$ 144,888	215,733	\$ 70,845
FUND BALANCES:				
Beginning of year			129,371	
End of year			\$ 345,104	

NON-MAJOR DEBT SERVICE FUNDS

Debt Service Funds are used to account for the payment of principal and interest on the general debt service of the City and related entities.

Golf Course Clubhouse/Irrigation

In 1985 and 1994, the City of Antioch participated in the Association of Bay Area Governments' pooled Certificates of Participation to fund improvements to the clubhouse at the City's golf course and irrigation system, respectively. The fund accumulates monies for the payment of principal and interest from a portion of the fees collected and transmitted by the Antioch Public Golf Corporation.

Antioch Development Agency

This fund accumulates principal and interest payments on the Development Agency Tax Allocation Bonds.

Antioch Public Financing Agency

This fund accumulates principal and interest payments on the Lease Revenue Bonds issued to fund the building of the municipal facilities.

Honeywell Capital Lease

This fund accumulates principal and interest payments on the capital lease obligation issued to fund various energy retrofit projects throughout the City.

City of Antioch
Combining Balance Sheet
Non-Major Debt Service Funds
June 30, 2011

	Golf Course Clubhouse/ Irrigation	Antioch Development Agency	Antioch Public Financing Authority	Honeywell Capital Lease	Total
ASSETS					
Cash and investments	\$ -	\$ -	\$ -	\$ 19	\$ 19
Accounts, net	601,747	-	-	-	601,747
Interest	2	2	2	-	6
Prepaid items	-	972	2,915	-	3,887
Restricted cash and investments	721,703	252,718	650,152	-	1,624,573
Total assets	\$ 1,323,452	\$ 253,692	\$ 653,069	\$ 19	\$ 2,230,232
LIABILITIES AND FUND BALANCES					
Liabilities:					
Due to other funds	\$ 601,747	\$ -	\$ 281,462	\$ -	\$ 883,209
Total liabilities	601,747	-	281,462	-	883,209
Fund balances:					
Nonspendable:					
Petty cash and prepaid items	-	972	2,915	-	3,887
Restricted for:					
Debt service	721,705	252,720	368,692	19	1,343,136
Total fund balances	721,705	253,692	371,607	19	1,347,023
Total liabilities and fund balances	\$ 1,323,452	\$ 253,692	\$ 653,069	\$ 19	\$ 2,230,232

City of Antioch

Combining Statement of Revenues, Expenditures and Changes in Fund Balances

Non-Major Debt Service Funds

For the Fiscal Year Ended June 30, 2011

	Glof Course Clubhouse/ Irrigation	Antioch Development Agency	Antioch Public Financing Authority	Honeywell Capital Lease	Total
REVENUES:					
Investment income and rentals	\$ 429,348	\$ 31	\$ 27	\$ 29	\$ 429,435
Miscellaneous Revenue	-	-	-	38,811	38,811
Total revenues	429,348	31	27	38,840	468,246
EXPENDITURES:					
Current:					
General government	2,842	20	30	10	2,902
Debt service:					
Principal retirements	150,000	1,160,343	270,000	183,482	1,763,825
Interest and fiscal charges	271,509	543,933	1,303,334	190,812	2,309,588
Total expenditures	424,351	1,704,296	1,573,364	374,304	4,076,315
REVENUES OVER (UNDER) EXPENDITURES	4,997	(1,704,265)	(1,573,337)	(335,464)	(3,608,069)
OTHER FINANCING SOURCES:					
Transfer in	-	1,702,049	1,933,462	335,483	3,970,994
Total other financing sources	-	1,702,049	1,933,462	335,483	3,970,994
Net change in fund balances	4,997	(2,216)	360,125	19	362,925
FUND BALANCES:					
Beginning of year	716,708	255,908	11,482	-	984,098
End of year	\$ 721,705	\$ 253,692	\$ 371,607	\$ 19	\$ 1,347,023

This page intentionally left blank

NON-MAJOR CAPITAL PROJECTS FUNDS

Capital Projects Funds are utilized to account for resources used for the acquisition and construction of capital facilities by the City, with the exception of those assets financed by proprietary funds.

Antioch Development Agency

There are five funds (Area 1, Area 2, Area 3, Area 4, and Area 4.1) that account for acquisition, demolition and construction in the four Development Agency project areas of the City of Antioch. With the exception of Area 1, the funds are considered to be nonmajor funds. Financing is provided by property tax increments and bond proceeds.

Capital Improvement Fund

This fund records all revenues, expenditures, assets and liabilities associated with City capital projects. It accounts for resources used to construct or acquire capital assets and make capital improvements.

Prewett Community Park

This fund accounts for the construction of the Prewett Community Center. The City is reimbursed for expenses by the Antioch Area Public Facilities Financing Agency through mello roos bond proceeds.

Special Assessment Districts

These funds were established to account for construction and acquisition of land and public improvements in various assessment districts. Financing is provided by assessment bond proceeds.

Hillcrest Bridge District

This fund accounts for developer fees collected to fund bridge construction in the Hillcrest Area.

Residential Development Allocation

This fund accounts for contributions by developers for various projects as determined by the City Council.

City of Antioch
Combining Balance Sheet
Non-Major Capital Project Funds
June 30, 2011

	Antioch Development Agency				
	Project Area #2	Project Area #3	Project Area #4	Project Area #4.1	Capital Improvement
ASSETS					
Cash and investments	\$ 1,811,007	\$ 152,761	\$ 183,980	\$ 212,463	\$ 813,421
Accounts receivable, net	-	-	-	-	351,845
Loans receivable	-	-	-	37,201	-
Total assets	\$ 1,811,007	\$ 152,761	\$ 183,980	\$ 249,664	\$ 1,165,266
LIABILITIES AND FUND BALANCE					
Liabilities:					
Accounts payable	\$ 262	\$ -	\$ -	\$ -	\$ 53,973
Accrued payroll	-	-	-	-	4,334
Deposits	-	-	-	-	200
Due to other funds	-	-	-	-	-
Deferred revenue	-	-	-	37,201	-
Total liabilities	262	-	-	37,201	58,507
Fund Balances:					
Restricted for:					
Redevelopment	1,810,745	152,761	183,980	212,463	
Assigned for:					
Capital Projects	-	-	-	-	1,106,759
Community Benefit Programs					
AD 26	-	-	-	-	-
AD 27	-	-	-	-	-
Total fund balances	1,810,745	152,761	183,980	212,463	1,106,759
Total liabilities and fund balances	\$ 1,811,007	\$ 152,761	\$ 183,980	\$ 249,664	\$ 1,165,266

Prewett Community Park	Special Assessment Districts			Hillcrest Bridge District	Residential Development Allocation	Total
	Hillcrest District #26	Lone Diamond				
\$ 101,554	\$ 386,403	\$ 2,849,897	\$ 21,944	\$ 322,197	\$ 6,855,627	
659,953	-	-	-	-	1,011,798	
-	-	-	-	-	37,201	
<u>\$ 761,507</u>	<u>\$ 386,403</u>	<u>\$ 2,849,897</u>	<u>\$ 21,944</u>	<u>\$ 322,197</u>	<u>\$ 7,904,626</u>	

\$ 8,844	\$ 375	\$ 4,318	\$ -	\$ 24,998	\$ 92,770
-	471	184	-	-	4,989
99,758	-	-	-	-	99,958
645,857	-	-	-	-	645,857
-	-	-	-	-	37,201
<u>754,459</u>	<u>846</u>	<u>4,502</u>	<u>-</u>	<u>24,998</u>	<u>880,775</u>

-	-	-	-	-	2,359,949
7,048	-	-	21,944	-	1,135,751
-	-	-	-	297,199	297,199
-	385,557	-	-	-	385,557
-	-	2,845,395	-	-	2,845,395
<u>7,048</u>	<u>385,557</u>	<u>2,845,395</u>	<u>21,944</u>	<u>297,199</u>	<u>7,023,851</u>
<u>\$ 761,507</u>	<u>\$ 386,403</u>	<u>\$ 2,849,897</u>	<u>\$ 21,944</u>	<u>\$ 322,197</u>	<u>\$ 7,904,626</u>

City of Antioch
Combining Statement of Revenues, Expenditures and Changes in Fund Balances
Non-Major Capital Project Funds
For the Fiscal Year Ended June 30, 2011

	Antioch Development Agency				
	Project Area #2	Project Area #3	Project Area #4	Project Area #4.1	Capital Improvement
REVENUES:					
Taxes	\$ 1,051,230	\$ 35,003	\$ 1,174,585	\$ 634,465	\$ -
Investment income and rentals	21,420	1,795	4,501	3,134	7,522
Revenue from other agencies	-	-	-	-	642,727
Current service charges	-	-	-	-	11,507
Other	-	5,663	-	2,700	-
Total revenues	1,072,650	42,461	1,179,086	640,299	661,756
EXPENDITURES:					
Current:					
Public works	-	-	-	-	389,440
Community development	75,838	3,184	556,889	244,521	-
Capital outlay	-	-	-	-	2,513,749
Total expenditures	75,838	3,184	556,889	244,521	2,903,189
REVENUES OVER (UNDER) EXPENDITURES	996,812	39,277	622,197	395,778	(2,241,433)
OTHER FINANCING (USES):					
Transfers in	-	-	4,530	-	1,266,789
Transfers (out)	(659,457)	(45,670)	(722,536)	(295,381)	-
Proceeds from capital lease obligations	-	-	-	-	1,873,460
Total other financing sources (uses)	(659,457)	(45,670)	(718,006)	(295,381)	3,140,249
Net change in fund balances	337,355	(6,393)	(95,809)	100,397	898,816
FUND BALANCES:					
Beginning of year	1,473,390	159,154	279,789	112,066	207,943
End of year	\$ 1,810,745	\$ 152,761	\$ 183,980	\$ 212,463	\$ 1,106,759

Prewett Community Park	Special Assessment Districts			Hillcrest Bridge District	Residential Development Allocation	Total
	Hillcrest District #26	Lone Diamond				
\$ -	\$ -	\$ -	\$ -	\$ -	\$ -	\$ 2,895,283
-	5,377	32,845	-	2,705	-	79,299
6,301,413	-	-	-	-	-	6,944,140
-	5,221	20,200	7,317	-	-	44,245
-	-	-	-	-	-	8,363
6,301,413	10,598	53,045	7,317	2,705	-	9,971,330
-	49,073	121,199	1,302,373	-	-	1,862,085
-	-	-	-	140,756	-	1,021,188
6,308,736	761,743	565,733	-	-	-	10,149,961
6,308,736	810,816	686,932	1,302,373	140,756	-	13,033,234
(7,323)	(800,218)	(633,887)	(1,295,056)	(138,051)	-	(3,061,904)
-	-	-	-	-	-	1,271,319
-	-	-	-	(100,000)	-	(1,823,044)
-	-	-	-	-	-	1,873,460
-	-	-	-	(100,000)	-	1,321,735
(7,323)	(800,218)	(633,887)	(1,295,056)	(238,051)	-	(1,740,169)
14,371	1,185,775	3,479,282	1,317,000	535,250	-	8,764,020
\$ 7,048	\$ 385,557	\$ 2,845,395	\$ 21,944	\$ 297,199	\$ -	\$ 7,023,851

This page intentionally left blank.

City of Antioch
Budgetary Comparison Schedule
Capital Improvement Capital Projects Fund
For the Fiscal Year Ended June 30, 2011

	Original Budget	Final Budget	Actual Amount	Variance with Final Budget Positive (Negative)
REVENUES:				
Investment income and rentals	\$ 3,000	\$ 3,000	\$ 7,522	\$ 4,522
Revenue from other agencies	1,514,000	726,448	642,727	(83,721)
Current service charges	25,000	6,750	11,507	4,757
Other	10,000	-	-	-
Total revenues	<u>1,552,000</u>	<u>736,198</u>	<u>661,756</u>	<u>(74,442)</u>
EXPENDITURES:				
Current:				
Public works	38,249	221,329	389,440	(168,111)
Capital outlay	1,738,000	3,692,243	2,513,749	1,178,494
Total expenditures	<u>1,776,249</u>	<u>3,913,572</u>	<u>2,903,189</u>	<u>1,010,383</u>
REVENUES OVER (UNDER) EXPENDITURES	<u>(224,249)</u>	<u>(3,177,374)</u>	<u>(2,241,433)</u>	<u>935,941</u>
OTHER FINANCING SOURCES (USES):				
Transfers in	304,000	1,304,000	1,266,789	(37,211)
Proceeds from capital lease obligations	-	1,873,460	1,873,460	-
Total other financing sources (uses)	<u>304,000</u>	<u>3,177,460</u>	<u>3,140,249</u>	<u>(37,211)</u>
Net change in fund balances	<u>\$ 79,751</u>	<u>\$ 86</u>	898,816	<u>\$ 898,730</u>
FUND BALANCES:				
Beginning of year			<u>207,943</u>	
End of year			<u>\$ 1,106,759</u>	

City of Antioch
Budgetary Comparison Schedule
ADA Project Area #2 Capital Projects Fund
For the Fiscal Year Ended June 30, 2011

	Original Budget	Final Budget	Actual Amount	Variance with Final Budget Positive (Negative)
REVENUES:				
Incremental property taxes	\$ 1,108,898	\$ 1,043,779	\$ 1,051,230	\$ 7,451
Investment income and rentals	10,000	8,000	21,420	13,420
Total revenues	1,118,898	1,051,779	1,072,650	20,871
EXPENDITURES:				
Community development	72,856	75,766	75,838	(72)
REVENUES OVER (UNDER) EXPENDITURES	1,046,042	976,013	996,812	20,799
OTHER FINANCING (USES):				
Transfers (out)	(618,013)	(599,917)	(659,457)	(59,540)
Total other financing (uses)	(618,013)	(599,917)	(659,457)	(59,540)
Net change in fund balances	\$ 428,029	\$ 376,096	337,355	\$ (38,741)
FUND BALANCES:				
Beginning of year			1,473,390	
End of year			\$ 1,810,745	

City of Antioch
Budgetary Comparison Schedule
ADA Project Area #3 Capital Projects Fund
For the Fiscal Year Ended June 30, 2011

	Original Budget	Final Budget	Actual Amount	Variance with Final Budget Positive (Negative)
REVENUES:				
Incremental property taxes	\$ 35,489	\$ 44,257	\$ 35,003	\$ (9,254)
Investment income and rentals	1,000	800	1,795	995
Other	-	-	5,663	5,663
Total revenues	<u>36,489</u>	<u>45,057</u>	<u>42,461</u>	<u>(2,596)</u>
EXPENDITURES:				
Community development	3,214	28,257	3,184	25,073
REVENUES OVER (UNDER) EXPENDITURES	<u>33,275</u>	<u>16,800</u>	<u>39,277</u>	<u>22,477</u>
OTHER FINANCING (USES):				
Transfers (out)	(37,919)	(37,995)	(45,670)	(7,675)
Total other financing (uses)	<u>(37,919)</u>	<u>(37,995)</u>	<u>(45,670)</u>	<u>(7,675)</u>
Net change in fund balances	<u>\$ (4,644)</u>	<u>\$ (21,195)</u>	<u>(6,393)</u>	<u>\$ 14,802</u>
FUND BALANCES:				
Beginning of year			<u>159,154</u>	
End of year			<u>\$ 152,761</u>	

City of Antioch
Budgetary Comparison Schedule
ADA Project Area #4 Capital Projects Fund
For the Fiscal Year Ended June 30, 2011

	Original Budget	Final Budget	Actual Amount	Variance with Final Budget Positive (Negative)
REVENUES:				
Incremental property taxes	\$ 1,125,230	\$ 1,205,923	\$ 1,174,585	\$ (31,338)
Investment income and rentals	3,000	4,000	4,501	501
Total revenues	<u>1,128,230</u>	<u>1,209,923</u>	<u>1,179,086</u>	<u>(30,837)</u>
EXPENDITURES:				
Community development	552,638	1,197,038	556,889	640,149
REVENUES OVER (UNDER) EXPENDITURES	<u>575,592</u>	<u>12,885</u>	<u>622,197</u>	<u>609,312</u>
OTHER FINANCING (USES):				
Transfers in	-	4,530	4,530	-
Transfers (out)	(620,005)	(638,026)	(722,536)	(84,510)
Total other financing (uses)	<u>(620,005)</u>	<u>(633,496)</u>	<u>(718,006)</u>	<u>(84,510)</u>
Net change in fund balances	<u>\$ (44,413)</u>	<u>\$ (620,611)</u>	<u>(95,809)</u>	<u>\$ 524,802</u>
FUND BALANCES:				
Beginning of year			<u>279,789</u>	
End of year			<u>\$ 183,980</u>	

City of Antioch
Budgetary Comparison Schedule
ADA Project Area #4.1 Capital Projects Fund
For the Fiscal Year Ended June 30, 2011

	Original Budget	Final Budget	Actual Amount	Variance with Final Budget Positive (Negative)
REVENUES:				
Incremental property taxes	\$ 657,278	\$ 634,801	\$ 634,465	\$ (336)
Investment income and rentals	3,000	3,000	3,134	134
Other	9,975	2,700	2,700	-
Total revenues	670,253	640,501	640,299	(202)
EXPENDITURES:				
Community development	515,078	245,195	244,521	674
Capital outlay	-	-	-	-
Total expenditures	515,078	245,195	244,521	674
REVENUES OVER (UNDER) EXPENDITURES	155,175	395,306	395,778	472
OTHER FINANCING (USES):				
Transfers (out)	(264,258)	(264,292)	(295,381)	(31,089)
Total other financing (uses)	(264,258)	(264,292)	(295,381)	(31,089)
Net change in fund balances	\$ (109,083)	\$ 131,014	100,397	\$ (30,617)
FUND BALANCES:				
Beginning of year			112,066	
End of year			\$ 212,463	

City of Antioch
Budgetary Comparison Schedule
Prewett Community Park Capital Projects Fund
For the Fiscal Year Ended June 30, 2011

	Original Budget	Final Budget	Actual Amount	Variance with Final Budget Positive (Negative)
REVENUES:				
Revenue from other agencies	\$ 6,585,028	\$ 6,500,949	\$ 6,301,413	\$ (199,536)
Total revenues	6,585,028	6,500,949	6,301,413	(199,536)
EXPENDITURES:				
Capital outlay	6,585,028	6,500,949	6,308,736	192,213
Total expenditures	6,585,028	6,500,949	6,308,736	192,213
REVENUES OVER (UNDER) EXPENDITURES	-	-	(7,323)	(7,323)
Net change in fund balances	\$ -	\$ -	(7,323)	\$ (7,323)
FUND BALANCES:				
Beginning of year			14,371	
End of year			\$ 7,048	

City of Antioch
Budgetary Comparison Schedule
Hillcrest District #26 Capital Projects Fund
For the Fiscal Year Ended June 30, 2011

	Original Budget	Final Budget	Actual Amount	Variance with Final Budget Positive (Negative)
REVENUES:				
Investment income and rentals	\$ 5,000	\$ 5,000	\$ 5,377	\$ 377
Current service charges	-	-	5,221	5,221
Total revenues	<u>5,000</u>	<u>5,000</u>	<u>10,598</u>	<u>5,598</u>
EXPENDITURES:				
Public works	40,260	40,263	49,073	(8,810)
Capital outlay	589,164	749,500	761,743	(12,243)
Total expenditures	<u>629,424</u>	<u>789,763</u>	<u>810,816</u>	<u>(21,053)</u>
REVENUES OVER (UNDER) EXPENDITURES	<u>(624,424)</u>	<u>(784,763)</u>	<u>(800,218)</u>	<u>(15,455)</u>
Net change in fund balances	<u><u>\$ (624,424)</u></u>	<u><u>\$ (784,763)</u></u>	<u>(800,218)</u>	<u><u>\$ (15,455)</u></u>
FUND BALANCES:				
Beginning of year			<u>1,185,775</u>	
End of year			<u><u>\$ 385,557</u></u>	

City of Antioch
Budgetary Comparison Schedule
Lone Diamond Capital Projects Fund
For the Fiscal Year Ended June 30, 2011

	Original Budget	Final Budget	Actual Amount	Variance with Final Budget Positive (Negative)
REVENUES:				
Investment income and rentals	\$ 15,000	\$ 15,000	\$ 32,845	\$ 17,845
Current service charges	10,000	19,536	20,200	664
Total revenues	25,000	34,536	53,045	18,509
EXPENDITURES:				
Public works	129,650	130,021	121,199	8,822
Capital outlay	1,000,000	547,981	565,733	(17,752)
Total expenditures	1,129,650	678,002	686,932	(8,930)
REVENUES OVER (UNDER) EXPENDITURES	(1,104,650)	(643,466)	(633,887)	9,579
Net change in fund balances	\$ (1,104,650)	\$ (643,466)	(633,887)	\$ 9,579
FUND BALANCES:				
Beginning of year			3,479,282	
End of year			\$ 2,845,395	

City of Antioch
Budgetary Comparison Schedule
Hillcrest Bridge District Capital Projects Fund
For the Fiscal Year Ended June 30, 2011

	Original Budget	Final Budget	Actual Amount	Variance with Final Budget Positive (Negative)
REVENUES:				
Investment income and rentals	\$ 7,100	\$ 500	\$ -	\$ (500)
Current service charges	-	5,670	7,317	1,647
Total revenues	<u>7,100</u>	<u>6,170</u>	<u>7,317</u>	<u>1,147</u>
EXPENDITURES:				
Public works	4,020	1,303,020	1,302,373	647
REVENUES OVER (UNDER) EXPENDITURES	<u>3,080</u>	<u>(1,296,850)</u>	<u>(1,295,056)</u>	<u>1,794</u>
Net change in fund balances	<u>\$ 3,080</u>	<u>\$ (1,296,850)</u>	<u>(1,295,056)</u>	<u>\$ 1,794</u>
FUND BALANCES:				
Beginning of year			<u>1,317,000</u>	
End of year			<u>\$ 21,944</u>	

City of Antioch
Budgetary Comparison Schedule
Residential Development Allocation Capital Projects Fund
For the Fiscal Year Ended June 30, 2011

	Original Budget	Final Budget	Actual Amount	Variance with Final Budget Positive (Negative)
REVENUES:				
Investment income and rentals	\$ -	\$ -	\$ 2,705	\$ 2,705
Total revenues	-	-	2,705	2,705
EXPENDITURES:				
Community development	130,634	193,982	140,756	53,226
Capital outlay	-	-	-	-
Total expenditures	130,634	193,982	140,756	53,226
REVENUES OVER (UNDER) EXPENDITURES	(130,634)	(193,982)	(138,051)	55,931
OTHER FINANCING (USES):				
Transfers (out)	(100,000)	(100,000)	(100,000)	-
Total other financing (uses)	(100,000)	(100,000)	(100,000)	-
Net change in fund balances	\$ (230,634)	\$ (293,982)	(238,051)	\$ 55,931
FUND BALANCES:				
Beginning of year			535,250	
End of year			\$ 297,199	

INTERNAL SERVICE FUNDS

Internal Service Funds are used to finance and account for special activities and services performed by a designated City department for other departments on a cost reimbursement basis.

Vehicle Repair and Replacement

This fund accounts for the maintenance and replacement of vehicles and equipment used by all City departments. The source of revenue for this fund is rental fees charged to the various departments.

Office Equipment Replacement

This fund accounts for the costs incurred for the operation, maintenance, and replacement of office equipment used by City departments. The source of revenue for this fund is rental fees charged to the various user departments.

Post Retirement Medical

These funds are used to pay post retirement medical benefits for retirees under the following categories: Miscellaneous, Police, and Management employees.

Loss Control Fund

These funds are used to pay workers' compensation insurance premiums and the salary of the administrative analyst.

City of Antioch
Combining Statement of Net Assets
Internal Services Funds
June 30, 2011

	Vehicle Repair & Replacement	Office Equipment Replacement	Post Retirement Medical		
			Miscellaneous	Police	Management
ASSETS					
Current assets:					
Cash and investments	\$ 1,665,789	\$ 698,446	\$ -	\$ -	\$ -
Accounts receivable, net	1,815	11,304	22,717	79,486	205,786
Due from other funds	-	290,870	-	-	-
Materials, parts and supplies	48,442	-	-	-	-
Prepaid items	-	6,521	23,086	24,292	43,867
Total current assets	1,716,046	1,007,141	45,803	103,778	249,653
Noncurrent assets:					
Net OPEB asset	-	-	1,005,427	-	622,784
Capital assets:					
Vehicles and equipment	7,591,171	2,680,079	-	-	-
Less accumulated depreciation	(6,368,452)	(2,124,218)	-	-	-
Net capital assets	1,222,719	555,861	-	-	-
Total assets	2,938,765	1,563,002	1,051,230	103,778	872,437
LIABILITIES					
Current liabilities:					
Accounts payable	47,605	31,953	-	-	-
Accrued payroll	8,636	18,684	-	-	-
Due to other funds	-	-	75,905	75,157	139,808
Current portion of compensated absences	1,002	5,698	-	-	-
Total current liabilities	57,243	56,335	75,905	75,157	139,808
Long-term liabilities:					
Compensated absences	9,021	51,278	-	-	-
Net OPEB obligation	-	-	-	141,513	-
Total long-term liabilities	9,021	51,278	-	141,513	-
Total liabilities	66,264	107,613	75,905	216,670	139,808
NET ASSETS					
Investment in capital assets, net of related debt	1,222,719	555,861	-	-	-
Unrestricted	1,649,782	899,528	975,325	(112,892)	732,629
Total net assets	\$ 2,872,501	\$ 1,455,389	\$ 975,325	\$ (112,892)	\$ 732,629

Loss			
Control		Total	
\$	1	\$	2,364,236
	-		321,108
	-		290,870
	-		48,442
	-		97,766
	1		3,122,422
	-		1,628,211
	-		10,271,250
	-		(8,492,670)
	-		1,778,580
	1		6,529,213
	4,134		83,692
	3,459		30,779
	-		290,870
	417		7,117
	8,010		412,458
	3,749		64,048
	-		141,513
	3,749		205,561
	11,759		618,019
	-		1,778,580
	(11,758)		4,132,614
\$	(11,758)	\$	5,911,194

City of Antioch
Combining Statement of Revenues, Expenses and Changes in Net Assets
Internal Services Funds
For the Fiscal Year Ended June 30, 2011

	Vehicle Repair & Replacement	Office Equipment Replacement	Post Retirement Medical		
			Miscellaneous	Police	Management
OPERATING REVENUES:					
Charges for services	\$ 1,510,909	\$ 1,191,455	\$ 187,295	\$ 251,375	\$ 514,787
Other revenue	40,778	5,795	2,255	585	4,323
Total operating revenues	1,551,687	1,197,250	189,550	251,960	519,110
OPERATING EXPENSES:					
Wages and benefits	350,243	750,435	254,244	261,984	498,376
Contractual services	138,796	515,953	128,514	920,502	51,428
Tools and supplies	477,279	165,540	-	-	-
Depreciation	470,304	53,441	-	-	-
Repairs and maintenance	258,828	53,423	-	-	-
Total operating expenses	1,695,450	1,538,792	382,758	1,182,486	549,804
OPERATING INCOME (LOSS)	(143,763)	(341,542)	(193,208)	(930,526)	(30,694)
NONOPERATING REVENUES:					
Gain on sale of property	15,554	-	-	-	-
Investment income	18,390	10,016	3,346	1,555	-
Total nonoperating revenues	33,944	10,016	3,346	1,555	-
INCOME (LOSS) BEFORE CAPITAL CONTRIBUTIONS AND TRANSFERS					
CONTRIBUTIONS AND TRANSFERS	(109,819)	(331,526)	(189,862)	(928,971)	(30,694)
Transfers in	-	234,996	-	-	78,197
Transfers (out)	-	-	(78,197)	-	-
Net income (loss)	(109,819)	(96,530)	(268,059)	(928,971)	47,503
NET ASSETS:					
Beginning of year	2,982,320	1,551,919	1,243,384	816,079	685,126
End of year	\$ 2,872,501	\$ 1,455,389	\$ 975,325	\$ (112,892)	\$ 732,629

Loss	
Control	Total
\$ 815,260	\$ 4,471,081
40	53,776
<u>815,300</u>	<u>4,524,857</u>
118,254	2,233,536
706,442	2,461,635
2,619	645,438
-	523,745
-	312,251
<u>827,315</u>	<u>6,176,605</u>
<u>(12,015)</u>	<u>(1,651,748)</u>
-	15,554
152	33,459
<u>152</u>	<u>49,013</u>
(11,863)	(1,602,735)
-	313,193
-	(78,197)
<u>(11,863)</u>	<u>(1,367,739)</u>
105	7,278,933
<u>\$ (11,758)</u>	<u>\$ 5,911,194</u>

City of Antioch
Combining Statement of Cash Flows
Internal Services Funds
For the Fiscal Year Ended June 30, 2011

	Vehicle Repair & Replacement	Office Equipment Replacement	Post Retirement Medical		
			Miscellaneous	Police	Management
CASH FLOWS FROM OPERATING ACTIVITIES:					
Cash receipt from other funds	\$ 1,560,920	\$ 1,193,974	\$ 287,706	\$ 1,086,893	\$ 354,019
Cash payment to suppliers for goods and services	(905,596)	(699,927)	(131,206)	(925,007)	(53,670)
Cash payment to employees for services	(383,987)	(782,053)	(254,244)	(261,984)	(498,376)
Net cash provided by (used in) operating activities	271,337	(288,006)	(97,744)	(100,098)	(198,027)
CASH FLOWS FROM NONCAPITAL FINANCING ACTIVITIES:					
Due to other funds	-	-	95,883	75,157	119,830
Due from other funds	-	(290,870)	-	-	-
Transfers in	-	234,996	-	-	78,197
Transfers (out)	-	-	(78,197)	-	-
Net cash provided by (used in) noncapital financing activities	-	(55,874)	17,686	75,157	198,027
CASH FLOWS FROM CAPITAL AND RELATED FINANCING ACTIVITIES:					
Capital asset additions	(335,769)	(6,517)	-	-	-
Proceeds from sale of capital assets	15,554	-	-	-	-
Net cash provided by (used in) capital and related financing activities	(320,215)	(6,517)	-	-	-
CASH FLOWS FROM INVESTING ACTIVITIES:					
Interest received (paid)	18,390	10,016	3,346	1,555	-
Net cash provided by (used in) investing activities	18,390	10,016	3,346	1,555	-
Net change in cash and cash equivalents	(30,488)	(340,381)	(76,712)	(23,386)	-
Cash and cash equivalents, beginning of year	1,696,277	1,038,827	76,712	23,386	-
Cash and cash equivalents, end of year	<u>\$ 1,665,789</u>	<u>\$ 698,446</u>	<u>\$ -</u>	<u>\$ -</u>	<u>\$ -</u>
RECONCILIATION OF OPERATING INCOME (LOSS) TO NET CASH PROVIDED BY (USED IN) OPERATING ACTIVITIES:					
Operating income (loss)	\$ (143,763)	\$ (341,542)	\$ (193,208)	\$ (930,526)	\$ (30,694)
Adjustments to reconcile operating income (loss) to cash flows from operating activities:					
Depreciation	470,304	53,441	-	-	-
Decrease (increase) in:					
Accounts receivable	9,233	(3,276)	(22,717)	(79,486)	(205,786)
Materials, parts, and supplies	(26,361)	-	-	-	-
OPEB asset	-	-	120,873	-	40,695
OPEB obligation	-	-	-	914,419	-
Prepaid items	1,316	19,767	(2,692)	(4,296)	(2,242)
Increase (decrease) in:					
Accounts payable	(5,648)	15,222	-	(209)	-
Accrued payroll	(1,085)	(2,686)	-	-	-
Accrued compensated absences	(32,659)	(28,932)	-	-	-
Net cash provided by (used in) operating activities	\$ 271,337	\$ (288,006)	\$ (97,744)	\$ (100,098)	\$ (198,027)

Loss Control	Total
\$ 815,924	\$ 5,299,436
(704,208)	(3,419,614)
(119,252)	(2,299,896)
<u>(7,536)</u>	<u>(420,074)</u>
-	290,870
-	(290,870)
-	313,193
-	<u>(78,197)</u>
-	234,996
-	(342,286)
-	<u>15,554</u>
-	<u>(326,732)</u>
152	33,459
<u>152</u>	<u>33,459</u>
(7,384)	(478,351)
7,385	2,842,587
<u>\$ 1</u>	<u>\$ 2,364,236</u>

\$ (12,015) \$ (1,651,748)

-	523,745
624	(301,408)
-	(26,361)
	161,568
	914,419
1,500	13,353
3,353	12,718
(1,118)	(4,889)
120	(61,471)
<u>\$ (7,536)</u>	<u>\$ (420,074)</u>

This page intentionally left blank.

AGENCY FUNDS

Agency Funds account for assets held by a governmental unit in the capacity of agent for individuals, governmental entities, and nonpublic organizations.

Employee Benefits

This fund serves as a clearing account for certain employee benefits. Funds come from payroll expenditures and are disbursed to the different employee benefit providers.

Storm Drain Districts D55 and D56

The City collects storm drain fees from developers and builders. This fund accounts for all the fees collected and sent to the County on quarterly basis. The City receives an administrative fee equal to 0.5% of the total fees collected.

Refundable Cash Bond

The Engineering Department requires developers to post a bond for certain projects. This fund serves as a holding account for the bonds issued and deposited in a noninterest bearing checking account.

Assessment District Without City Commitment

These funds account for all money collected to pay for debt service of the various assessment districts for which the City acts as paying agent but has no legal commitment or obligation.

Fire Protection

The City has entered into an agreement with the Contra Costa Consolidated Fire District whereby the City collects fire protection facility fees from developers based on the number of units built. Fees are to provide fire protection facilities only.

East County Water Management Association

The Governing Board of the East County Water Management Association has authorized the City to account for the financial operations of the association. The City's Finance Director uses this fund to record collections and disbursements of funds as authorized by the Association.

City of Antioch
Combining Statement of Changes in Assets and Liabilities
Agency Funds
For the Fiscal Year Ended June 30, 2011

	Balance June 30, 2010	Additions	Deductions	Balance June 30, 2011
Employee Benefits				
Assets:				
	\$ 374,342	\$ 50,461	\$ (320,740)	\$ 104,063
Accounts receivable	-	13	-	13
Total assets	\$ 374,342	\$ 50,474	\$ (320,740)	\$ 104,076
Liabilities:				
Accounts payable	\$ 320,026	\$ 50,019	\$ (320,026)	\$ 50,019
Due to others	54,316	455	(714)	54,057
Total Liabilities	\$ 374,342	\$ 50,474	\$ (320,740)	\$ 104,076
Storm Drain Districts D55 & D56				
Assets:				
Cash and investments	\$ 19,528	\$ -	\$ (19,528)	\$ -
Liabilities:				
Accounts payable	\$ 19,528	\$ -	\$ (19,528)	\$ -
Refundable Cash Bond				
Assets:				
Cash and investments	\$ 559,943	\$ 59,002	\$ -	\$ 618,945
Liabilities:				
Accounts payable	-	-	-	\$ -
Due to others	559,943	59,002	-	618,945
Total Liabilities	\$ 559,943	\$ 59,002	\$ -	\$ 618,945
Assessment Districts Without City Commitment				
Assets:				
Cash and investments	\$ 1,367,966	\$ 710,684	\$ (1,525,413)	\$ 553,237
Assessment receivable	-	338,582	-	338,582
Interest receivable	56,843	57,371	(56,843)	57,371
Restricted cash and investments	10,760,925	18,209,514	(20,084,325)	8,886,114
Total assets	\$ 12,185,734	\$ 19,316,151	\$ (21,666,581)	\$ 9,835,304
Liabilities:				
Due to others	\$ 12,185,734	\$ 19,316,151	\$ (21,666,581)	\$ 9,835,304

City of Antioch
Combining Statement of Changes in Assets and Liabilities
Agency Funds, Continued
For the Fiscal Year ended June 30, 2011

	Balance June 30, 2010	Additions	Deductions	Balance June 30, 2011
Fire Protection				
Assets:				
Cash and investments	\$ 226,438	\$ 65,797	\$ (2,616)	\$ 289,619
	<u>\$ 226,438</u>	<u>\$ 65,797</u>	<u>\$ (2,616)</u>	<u>\$ 289,619</u>
Liabilities:				
Due to others	\$ 226,438	\$ 65,797	\$ (2,616)	\$ 289,619
Total liabilities	<u>\$ 226,438</u>	<u>\$ 65,797</u>	<u>\$ (2,616)</u>	<u>\$ 289,619</u>
ECWMA				
Assets:				
Cash and investments	\$ 7,160	\$ 99	\$ (681)	\$ 6,578
	<u>\$ 7,160</u>	<u>\$ 99</u>	<u>\$ (681)</u>	<u>\$ 6,578</u>
Liabilities:				
Due to others	\$ 7,160	\$ 99	\$ (681)	\$ 6,578
	<u>\$ 7,160</u>	<u>\$ 99</u>	<u>\$ (681)</u>	<u>\$ 6,578</u>
Total - All Agency Funds				
Assets:				
Cash and investments	\$ 2,555,377	\$ 886,043	\$ (1,868,978)	\$ 1,572,442
Accounts receivable	-	13	-	13
Assessment receivable	-	338,582	-	338,582
Interest receivable	56,843	57,371	(56,843)	57,371
Restricted cash and investments	10,760,925	18,209,514	(20,084,325)	8,886,114
Total assets	<u>\$ 13,373,145</u>	<u>\$ 19,491,523</u>	<u>\$ (22,010,146)</u>	<u>\$ 10,854,522</u>
Liabilities:				
Accounts payable	\$ 339,554	\$ 50,019	\$ (339,554)	\$ 50,019
Due to others	13,033,591	19,441,504	(21,670,592)	10,804,503
Total liabilities	<u>\$ 13,373,145</u>	<u>\$ 19,491,523</u>	<u>\$ (22,010,146)</u>	<u>\$ 10,854,522</u>

This page intentionally left blank.

STATISTICAL SECTION

Contents	Page
<i>Financial Trends</i> These schedules contain trend information to help the reader understand how the City's financial performance and well-being have changed over time.	156
<i>Revenue Capacity</i> These schedules contain information to help the reader assess the City's most significant local revenues. Property tax is the City's most significant revenue.	161
<i>Debt Capacity</i> These schedules present information to help the reader assess the affordability of the City's current levels of outstanding debt and its ability to issue additional debt in the future.	166
<i>Demographic and Economic Information</i> These schedules offer demographic and economic indicators to help the reader understand the environment within which the City's financial activities take place.	171
<i>Operating Information</i> These schedules contain service and infrastructure data to help the reader understand how the information in the financial report relates to the services the City provides and the activities it performs.	173

Sources: Unless otherwise noted, the information in these schedules is derived from the comprehensive annual financial report for the relevant year.

CITY OF ANTIOCH
Net Assets by Component
Last Ten Fiscal Years
(accrual basis of accounting)
(amounts expressed in thousands)

	Fiscal Year									
	2002	2003	2004	2005	2006	2007	2008	2009	2010	2011
Governmental activities										
Invested in capital assets, net of related debt	\$12,210	\$259,028	\$260,336	\$257,475	\$257,715	\$266,225	\$280,385	\$279,610	\$292,426	\$295,764
Restricted	41,029	40,894	39,252	34,636	37,170	39,373	44,710	46,710	44,812	48,611
Unrestricted	<u>20,901</u>	<u>19,068</u>	<u>18,500</u>	<u>38,648</u>	<u>43,967</u>	<u>40,466</u>	<u>27,922</u>	<u>22,500</u>	<u>19,453</u>	<u>14,010</u>
Total governmental activities net assets	<u>\$74,140</u>	<u>\$318,990</u>	<u>\$318,088</u>	<u>\$330,759</u>	<u>\$338,852</u>	<u>\$346,064</u>	<u>\$353,017</u>	<u>\$348,820</u>	<u>\$356,691</u>	<u>\$358,385</u>
Business-type activities										
Invested in capital assets, net of related debt	\$89,004	\$98,252	\$108,023	\$119,887	\$125,699	\$144,521	\$149,526	\$150,985	\$149,207	\$150,008
Restricted	3,199	3,374	3,293	3,629	3,644	2,414	2,655	2,456	1,673	1,476
Unrestricted	<u>37,331</u>	<u>37,088</u>	<u>34,568</u>	<u>32,526</u>	<u>32,791</u>	<u>22,087</u>	<u>21,210</u>	<u>21,979</u>	<u>25,411</u>	<u>31,856</u>
Total business-type activities net assets	<u>\$129,534</u>	<u>\$138,714</u>	<u>\$145,884</u>	<u>\$156,042</u>	<u>\$162,134</u>	<u>\$169,022</u>	<u>\$173,391</u>	<u>\$175,420</u>	<u>\$176,291</u>	<u>\$183,340</u>
Primary government										
Invested in capital assets, net of related debt	\$101,214	\$357,280	\$368,359	\$377,362	\$383,414	\$410,746	\$429,911	\$430,595	\$441,633	\$445,772
Restricted	44,228	44,268	42,545	38,265	40,814	41,788	47,365	49,166	46,485	50,087
Unrestricted	<u>58,232</u>	<u>56,156</u>	<u>53,068</u>	<u>71,174</u>	<u>76,758</u>	<u>62,553</u>	<u>49,132</u>	<u>44,479</u>	<u>44,864</u>	<u>45,866</u>
Total primary government net assets	<u>\$203,674</u>	<u>\$457,704</u>	<u>\$463,972</u>	<u>\$486,801</u>	<u>\$500,986</u>	<u>\$515,087</u>	<u>\$526,408</u>	<u>\$524,240</u>	<u>\$532,982</u>	<u>\$541,725</u>

Source: City of Antioch Annual Financial Report

CITY OF ANTIOCH
Changes in Net Assets
Last Ten Fiscal Years
(accrual basis of accounting)
(amounts expressed in thousands)

	Fiscal Year									
	2002	2003	2004	2005	2006	2007	2008	2009	2010	2011
Expenses										
Governmental activities:										
General government	\$4,264	\$5,711	\$6,032	\$7,510	\$6,560	\$9,038	\$8,926	\$9,338	\$7,379	\$6,640
Public works	5,864	11,909	19,232	15,349	14,254	15,109	15,764	19,452	13,305	16,147
Public safety	15,698	18,480	19,619	20,941	22,721	24,716	28,875	30,296	28,228	26,376
Parks and recreation	2,640	2,955	3,051	3,629	3,942	4,489	4,401	4,497	4,397	4,203
Community development	5,750	6,982	8,628	7,969	6,846	8,323	8,905	8,683	8,052	7,013
Interest on long-term liabilities	2,023	2,303	2,479	2,438	2,381	2,298	2,251	2,195	2,206	2,316
Total governmental activities	<u>36,239</u>	<u>48,340</u>	<u>59,041</u>	<u>57,836</u>	<u>56,704</u>	<u>63,973</u>	<u>69,122</u>	<u>74,461</u>	<u>63,567</u>	<u>62,695</u>
Business-type activities										
Water	17,063	17,459	17,698	18,043	17,827	20,415	23,087	22,900	20,371	18,948
Sewer	2,152	2,521	3,331	3,331	2,900	2,509	2,820	2,973	3,464	3,118
Marina	895	746	1,045	1,092	1,133	1,180	1,208	1,175	1,012	1,005
Prewett Water Park	1,501	1,592	1,575	1,708	1,845	1,922	2,089	2,299	2,084	1,740
Total business-type activities	<u>21,611</u>	<u>22,318</u>	<u>23,649</u>	<u>24,174</u>	<u>23,705</u>	<u>26,026</u>	<u>29,204</u>	<u>29,347</u>	<u>26,931</u>	<u>24,811</u>
Total primary government expenses	<u>57,850</u>	<u>70,658</u>	<u>82,690</u>	<u>82,010</u>	<u>80,409</u>	<u>89,999</u>	<u>98,326</u>	<u>103,808</u>	<u>90,498</u>	<u>87,506</u>
Program Revenues										
Governmental activities:										
Charges for services:										
General government	12	14	386	55	50	2,548	1,645	2,850	2,536	1,360
Public works	359	213	747	1,559	1,180	993	3,012	1,572	2,895	3,369
Public safety	1,787	1,656	1,467	1,126	1,336	1,408	1,346	1,621	1,678	1,270
Community development	3,138	2,747	2,861	4,099	3,625	3,814	4,208	2,755	1,262	1,147
Other activities	1,737	1,879	2,034	2,269	2,541	2,779	687	637	646	560
Operating grants and contributions	7,159	7,653	8,646	5,706	5,609	7,303	7,772	6,136	5,971	9,846
Capital grants and contributions	1,714	4,404	5,119	19,409	4,088	2,974	7,856	8,789	17,425	8,568
Total governmental activities program revenues	<u>15,906</u>	<u>18,566</u>	<u>21,260</u>	<u>34,223</u>	<u>18,429</u>	<u>21,819</u>	<u>26,526</u>	<u>24,360</u>	<u>32,413</u>	<u>26,120</u>
Business-type activities:										
Fines, forfeitures and charges for services										
Water	18,918	18,857	20,508	19,018	19,364	20,906	20,842	20,180	19,293	21,687
Sewer	1,789	1,880	2,529	3,646	3,902	3,744	3,738	3,816	4,050	4,320
Marina	698	708	724	163	763	749	807	811	711	658
Prewett Water Park	720	718	668	703	825	812	835	955	927	1,040
Capital grants and contributions:										
Water	6,078	4,038	3,485	4,443	2,535	1,532	2,449	1,214	918	1,159
Sewer	3,746	4,192	3,537	6,105	2,394	2,276	2,714	1,397	714	1,004
Total business-type activities program revenues	<u>31,949</u>	<u>30,393</u>	<u>31,451</u>	<u>34,078</u>	<u>29,783</u>	<u>30,019</u>	<u>31,385</u>	<u>28,373</u>	<u>26,613</u>	<u>29,868</u>
Total primary government program revenues	<u>47,855</u>	<u>48,959</u>	<u>52,711</u>	<u>68,301</u>	<u>48,212</u>	<u>51,838</u>	<u>57,911</u>	<u>52,733</u>	<u>59,026</u>	<u>55,988</u>
Net (expense)/revenue										
Governmental activities	-20,333	-29,774	-37,781	-23,613	-38,275	-42,154	-42,596	-50,101	-31,154	-36,575
Business-type activities	10,338	8,075	7,802	9,904	6,078	3,993	2,181	-974	-318	5,057
Total primary government net expense	<u>-9,995</u>	<u>-21,699</u>	<u>-29,979</u>	<u>-13,709</u>	<u>-32,197</u>	<u>-38,161</u>	<u>-40,415</u>	<u>-51,075</u>	<u>-31,472</u>	<u>-31,518</u>

CITY OF ANTIOCH
Changes in Net Assets
Last Ten Fiscal Years
(accrual basis of accounting)
(amounts expressed in thousands) - Continued

	Fiscal Year									
	2002	2003	2004	2005	2006	2007	2008	2009	2010	2011
General Revenues and Other Changes										
In Net Assets										
Governmental activities:										
Taxes:										
Property taxes	11,013	11,624	12,759	14,074	15,912	18,284	18,576	17,927	15,381	14,425
Transient lodging tax	460	398	281	308	327	372	360	242	113	80
Franchise	2,008	1,928	2,024	2,055	2,410	2,889	3,595	3,466	4,172	3,901
Business license fees based on gross receipts	947	904	1,074	1,075	1,194	1,150	1,243	1,024	1,084	1,010
Property transfer taxes	628	638	697	989	875	508	333	432	344	255
Other	105	111	0	0	0	0	0	0	0	0
Sales and use tax	8,477	8,845	9,372	10,945	11,071	11,843	11,725	9,909	9,476	9,340
Motor vehicle in lieu	5,237	5,580	4,510	5,969	9,039	8,031	8,356	7,538	5,928	5,823
Park in lieu	1,100	612	145	682	586	283	148	388	49	45
Investment income not restricted	3,197	3,383	597	1,802	1,522	3,237	3,508	2,042	595	454
Donated capital assets	5,287	0	0	0	0	0	0	0	0	0
Other	538	529	4,519	1,224	3,187	2,344	2,391	3,900	1,881	2,867
Transfers	1,197	2,257	902	1,208	1,089	426	-687	-965	3	69
Total government activities	<u>40,194</u>	<u>36,809</u>	<u>36,880</u>	<u>40,331</u>	<u>47,212</u>	<u>49,367</u>	<u>49,548</u>	<u>45,903</u>	<u>39,026</u>	<u>38,269</u>
Business-type activities:										
Investment income not restricted	1,427	1,676	269	1,404	815	1,590	1,305	825	360	349
Other	0	1,687	0	59	288	305	193	1,214	831	1711
Transfers	-1,197	-2,257	-902	-1,208	-1,089	-426	687	965	-3	-69
Total business type activities	<u>230</u>	<u>1,106</u>	<u>-633</u>	<u>255</u>	<u>14</u>	<u>1,469</u>	<u>2,185</u>	<u>3,004</u>	<u>1,188</u>	<u>1,991</u>
Total primary government	<u>40,424</u>	<u>37,915</u>	<u>36,247</u>	<u>40,586</u>	<u>47,226</u>	<u>50,836</u>	<u>51,733</u>	<u>48,907</u>	<u>40,214</u>	<u>40,260</u>
Change in Net Assets										
Governmental activities	19,861	7,035	-901	16,718	8,937	7,213	6,952	-4,198	7,872	1,694
Business-type activities	10,568	9,181	7,169	10,159	6,092	5,462	4,366	2,030	870	7,048
Total primary government	<u>\$30,429</u>	<u>\$16,216</u>	<u>\$6,268</u>	<u>\$26,877</u>	<u>\$15,029</u>	<u>\$12,675</u>	<u>\$11,318</u>	<u>-\$2,168</u>	<u>\$8,742</u>	<u>\$8,742</u>

Source: City of Antioch Financial Report

CITY OF ANTIOCH
Fund Balances of Governmental Funds
Last Ten Fiscal Years
(modified accrual basis of accounting)
(amounts expressed in thousands)

	Fiscal Year									
	2002	2003	2004	2005	2006	2007	2008	2009	2010	2011
General Fund										
Reserved	\$245	\$163	\$121	\$167	\$48	\$239	\$872	\$894	\$259	\$ -
Unreserved	8,736	6,815	5,552	6,074	8,686	11,694	8,534	4,392	5,488	-
Nonspendable	-	-	-	-	-	-	-	-	-	34
Committed	-	-	-	-	-	-	-	-	-	102
Assigned	-	-	-	-	-	-	-	-	-	92
Unassigned	-	-	-	-	-	-	-	-	-	6,557
Total general fund	<u>\$8,981</u>	<u>\$6,978</u>	<u>\$5,673</u>	<u>\$6,241</u>	<u>\$8,734</u>	<u>\$11,933</u>	<u>\$9,406</u>	<u>\$5,286</u>	<u>\$5,747</u>	<u>\$6,785</u>
All other governmental funds										
Reserved	\$29,166	\$25,495	\$20,030	\$18,597	\$20,473	\$23,095	\$22,507	\$15,430	\$13,428	\$ -
Unreserved, reported in:										
Special revenue funds	16,341	15,864	16,887	17,049	16,206	13,409	14,912	18,253	20,496	-
Capital projects funds	1,920	695	585	11,351	12,175	6,611	2,912	3,767	2,034	-
Nonspendable	-	-	-	-	-	-	-	-	-	3,562
Restricted	-	-	-	-	-	-	-	-	-	21,494
Committed	-	-	-	-	-	-	-	-	-	5,566
Assigned	-	-	-	-	-	-	-	-	-	4,675
Unassigned	-	-	-	-	-	-	-	-	-	-2,412
Total all other governmental funds	<u>\$47,427</u>	<u>\$42,054</u>	<u>\$37,502</u>	<u>\$46,997</u>	<u>\$48,854</u>	<u>\$43,115</u>	<u>\$40,331</u>	<u>\$37,450</u>	<u>\$35,958</u>	<u>\$32,885</u>

Note: Fiscal years 2002 through 2010 are pre-implementation of GASB 54. Fiscal year 2011 represents new fund balance classifications post implementation of GASB 54.

Source: City of Antioch Annual Financial Report

CITY OF ANTIOCH
Changes in Fund Balances of Governmental Funds
Last Ten Fiscal Years
(modified accrual basis of accounting)
(amounts expressed in thousands)

	Fiscal Year									
	2002	2003	2004	2005	2006	2007	2008	2009	2010	2011
Revenues										
Taxes	\$31,027	\$32,187	\$33,061	\$37,293	\$42,675	\$44,917	\$45,979	\$42,165	\$37,744	\$37,384
Licenses and permits	2,628	1,554	1,450	1,763	1,684	1,463	1,400	735	857	798
Fines and penalties	426	357	358	392	376	301	214	362	306	189
Investment income and rentals	2,936	3,080	809	1,547	1,991	3,480	3,794	2,491	1,380	1,064
Revenue from other agencies	3,942	4,685	7,643	4,063	4,457	5,722	7,756	10,667	20,602	14,699
Current service charges	4,698	4,244	4,476	5,737	5,361	13,229	11,614	11,106	9,418	8,391
Special assessment revenue	2,631	1,718	1,917	2,379	2,699	2,845	2,802	2,731	2,793	2,775
Other	2,252	863	3,500	13,076	3,768	1,634	1,575	3,852	1,161	2,253
Total Revenues	50,540	48,688	53,214	66,250	63,011	73,591	75,134	74,109	74,261	67,553
Expenditures										
Current:										
General government	4,057	5,624	5,531	5,993	7,434	8,738	8,331	8,976	6,971	6,073
Public works	5,638	6,884	7,405	8,748	7,586	9,233	9,269	12,888	7,159	8,587
Public safety	15,514	17,592	19,484	20,209	22,413	26,159	29,629	31,202	29,340	26,928
Parks and recreation	2,542	2,711	2,752	3,251	3,560	4,365	4,076	4,023	3,776	3,594
Community development	9,453	8,363	8,980	8,939	8,902	10,557	11,390	11,308	9,685	8,856
Capital outlay	4,299	13,869	13,432	6,853	6,140	13,739	13,840	8,176	20,331	13,183
Debt service:										
Principal retirement	1,078	1,027	674	957	1,377	1,249	1,170	1,255	1,345	1,764
Interest	1,777	2,073	2,430	2,391	2,337	2,271	2,219	2,167	2,133	2,290
Fiscal charges	21	24	13	15	15	15	16	14	14	19
Bond issuance costs	868	168	0	0	0	0	0	0	29	0
Payment to advance refunding escrow	266	0	0	0	0	0	0	0	0	0
Total Expenditures	45,513	58,335	60,701	57,356	59,764	76,326	79,940	80,009	80,783	71,294
Excess (deficiency) of revenues over (under) expenditures	5,027	-9,647	-7,487	8,894	3,247	-2,735	-4,806	-5,900	-6,522	-3,741
Other financing sources (uses)										
Transfers in	10,880	12,331	17,066	10,653	10,573	12,208	13,212	13,130	12,380	11,264
Transfer out	-10,002	-10,278	-15,435	-9,483	-9,471	-12,011	-13,717	-14,231	-11,147	-11,430
Capital lease	0	0	0	0	0	0	0	0	2,177	1,873
Proceeds of bonds	16,535	14,375	0	0	0	0	0	0	2,081	0
Debt premium	127	153	0	0	0	0	0	0	0	0
Debt (discount)	-130	0	0	0	0	0	0	0	0	0
Payment to refunded bond escrow agent	-1,280	-14,311	0	0	0	0	0	0	0	0
Total other financing sources (uses)	16,130	2,270	1,631	1,170	1,102	197	-505	-1,101	5,491	1,707
Net change in fund balances	\$21,157	-\$7,377	-\$5,856	\$10,064	\$4,349	-\$2,538	-\$5,311	-\$7,001	-\$1,031	-\$2,034
Debt service as a percentage of non-capital expenditures	6.93%	6.97%	6.57%	6.63%	6.93%	5.62%	5.13%	4.76%	5.75%	6.98%

Source: City of Antioch Annual Financial Report

CITY OF ANTIOCH
Governmental Activities Tax Revenues By Source
Last Ten Fiscal Years - General Fund
(modified accrual basis of accounting)
(amounts expressed in thousands)

Fiscal Year	Property Tax	Sales Tax	Motor Vehicle In Lieu Tax (VLF)	Gax Tax	Transient Lodging Tax	Franchise Taxes	Business License Tax	Property Transfer Tax	Total
2002	\$5,597	\$8,966	\$5,237	\$1,768	\$322	\$2,008	\$947	\$628	\$25,473
2003	6,440	9,307	5,580	1,807	166	1,928	904	638	26,770
2004	7,190	9,862	4,510	1,854	197	2,024	1,074	697	27,408
2005	14,074	10,945	5,969	1,878	308	2,055	1,075	989	37,293
2006	15,912	11,071	9,039	1,848	327	2,410	1,194	875	42,676
2007	18,284	11,843	8,031	1,840	372	2,888	1,151	508	44,917
2008	18,577	11,725	8,355	1,790	170	3,596	1,243	333	45,789
2009	17,927	9,909	7,537	1,627	242	3,466	1,024	432	42,164
2010	15,381	9,476	5,928	1,660	113	3,757	1,084	344	37,743
2011	14,425	9,340	5,823	2,550	80	3,900	1,010	255	37,383

Source: City of Antioch Annual Financial Report

CITY OF ANTIOCH
Assessed Value and Estimated Actual Value of Taxable Property
Last Ten Fiscal Years
(in thousands of dollars)

Fiscal Year	Total Secured Tax Roll	Unsecured Tax Roll	Less Homeowners' Exemptions	Less Other Tax Exempt Property	Total Taxable Assessed Value	Less Redevelopment Assessed Valuation	Value of Taxable Property
2002	5,489,501	160,810	-133,452	-172,383	5,344,476	-514,504	4,829,972
2003	6,185,975	162,900	-138,412	-173,556	6,036,907	-498,164	5,538,743
2004	6,944,785	160,438	-141,982	-174,688	6,788,553	-526,264	6,262,289
2005	7,650,995	169,357	-140,839	-187,641	7,491,872	-537,174	6,954,698
2006	8,609,319	179,497	-137,104	-191,490	8,460,222	-601,289	7,858,933
2007	9,883,012	183,270	-131,886	-197,614	9,736,782	-654,506	9,082,276
2008	10,949,191	178,902	-128,392	-533,214	10,466,487	-704,753	9,761,734
2009	10,108,077	224,814	-126,214	-674,711	9,531,966	-754,155	8,777,811
2010	8,011,789	235,898	-123,979	-687,894	7,435,814	-765,856	6,669,958
2011	7,662,034	220,183	-121,652	-691,413	7,069,152	-724,248	6,344,904

NOTE: In 1978 the voters of the State of California passed Proposition 13 which limited property taxes to a total maximum rate of 1% based upon the assessed value of the property being taxed. Each year, the assessed value of property may be increased by an "inflation factor" (limited to a maximum increase of 2%). With few exceptions, property is only reassessed at the time that it is sold to a new owner. At that point, the new assessed value is reassessed at the purchase price of the property sold.

California cities do not set their own direct tax rate. The State Constitution establishes the rate at 1% and allocates a portion of that amount, by annual calculation, to all the taxing entities within a tax rate area. The City of Antioch includes 39 tax rate areas.

Source: Contra Costa County Certificate of Assessed Valuations

City of Antioch
Principal Property Taxpayers
FY 2010-11 Compared To FY 2001-02
(amounts expressed in thousands, except for Rank and Percentages)

2010-2011 Local Secured Assessed Valuation - \$6,895,391,021

Taxpayer	2011			2002		
	Total Secured Assessed Value (A)	Rank	Percentage of Total Secured Assessed Value	Total Secured Assessed Value	Rank	Percentage of Total Secured Assessed Value
Kaiser Foundation Hospitals/Health Plan	423,111,139	1	6.136%	26,266,045	4	0.504%
Sutter East Bay Hospital	116,333,725	2	1.687%	47,060,815	2	0.904%
Sequoia Equities - Cross Pointe	32,100,780	3	0.466%	0.00		0.000%
Inland America & Stephens LLC	32,090,164	4	0.465%	0.00		0.000%
Costco Wholesale Corporation	29,876,974	5	0.433%	0.00		0.000%
Runaway Bay LLC	26,821,052	6	0.389%	0.00		0.000%
GWF Power Systems Company	25,901,334	7	0.376%	33,636,757	3	0.646%
Camden Village LLC	23,654,000	8	0.343%	0.00		0.000%
Georgia-Pacific Gypsum LLC	20,342,937	9	0.295%	0.00		0.000%
GWF Power Systems Limited Partnership	19,762,961	10	0.287%	47,311,006	1	0.909%
Millbrae Square Co., LLC	0.00		0.000%	19,964,056	5	0.383%
Delta Square-Oxford LP	0.00		0.000%	19,245,422	6	0.370%
Macerich Partnership	0.00		0.000%	19,132,684	7	0.367%
Gaylord Container Corporation	0.00		0.000%	16,291,830	8	0.313%
Crossings Retail Center	0.00		0.000%	14,722,736	9	0.283%
Passco Delta Fair, LLC	0.00		0.000%	13,522,181	10	0.260%
	<u>\$749,995,066</u>		<u>10.877%</u>	<u>\$257,153,532</u>		<u>4.939%</u>

The amounts shown above include assessed value data for both the City and the Antioch Development Agency

(A) Amounts listed for top ten taxpayers only.

Source: County Assessor's Office via ParcelQuest

**CITY OF ANTIOCH
PROPERTY TAX RATES
LAST TEN FISCAL YEARS**

Fiscal Year	Basic County Wide Levy	BART	East Bay Regional Park	Community College 2002 Bonds	Community College 2006 Bonds	Total
2002	1.0000	-	0.0072	-	-	1.0072
2003	1.0000	-	0.0065	0.0040	-	1.0105
2004	1.0000	-	0.0057	0.0038	-	1.0095
2005	1.0000	-	0.0057	0.0042	-	1.0099
2006	1.0000	0.0048	0.0057	0.0047	-	1.0152
2007	1.0000	0.0076	0.0080	0.0038	0.0070	1.0264
2008	1.0000	0.0076	0.0080	0.0038	0.0070	1.0264
2009	1.0000	0.0090	0.01	0.0040	0.0026	1.0256
2010	1.0000	0.0057	0.0108	0.0046	0.008	1.0219
2011	1.0000	0.0031	0.0084	0.0049	0.0084	1.0248

Source: Contra Cost County Assessors Office

City of Antioch
Property Tax Levies and Collections (1)
Last Ten Fiscal Years
(in thousands of dollars)

Fiscal Year	City Property Tax Levied and Collected	Development Agency Property Tax Levied and Collected	Total Tax Levied and Collected	Value of City Property Subject To Local Tax Rate	Value of Development Agency Property Subject to Local Tax Rate	Total Value of Property Subject To Local Tax Rate
2002	\$16,893	\$5,391	\$22,284	4,829,972	514,504	5,344,476
2003	17,615	5,157	22,772	5,538,741	498,164	6,036,905
2004	18,625	5,539	24,164	6,262,289	526,264	6,788,553
2005	19,088	5,750	24,838	6,954,698	537,174	7,491,872
2006	18,435	6,583	25,018	7,556,091	601,280	8,157,371
2007	21,028	7,015	28,043	9,082,277	654,506	9,736,783
2008	20,865	7,375	28,240	9,761,734	704,753	10,466,487
2009	19,704	7,952	27,656	8,777,811	754,155	9,531,966
2010	16,940	7,759	24,699	6,669,959	765,856	7,435,815
2011	16,574	7,348	23,922	6,344,904	724,248	7,069,152

(1) Figures include data for property within the city, redevelopment project areas and for assessments.

NOTE: Taxes collected are the same as the amounts levied because Contra Costa County follows California's alternate method of apportionment (the Teeter Plan). Under the Teeter Plan, all amounts levied are apportioned to the County and other taxing agencies regardless of whether they are collected in the current year or not.

Source: Contra Costa County Assessed Valuation Report and Tax Reconciliation Sheet

City of Antioch
Ratios of Outstanding Debt by Type
Last Ten Fiscal Years
(amounts expressed in thousands, except per capita amount)

Fiscal Year	Governmental Activities			Business-Type Activities		Total Primary Government	Percentage of Estimated Actual Value of Taxable Property (1)	Per Capita (2)
	Lease Revenue Bonds	Tax Allocation Bonds	Capital Leases	Water Bonds	Marina Loans			
2002	\$30,280	\$15,670	\$1,452	\$13,010	\$6,129	\$66,541	1.38%	\$686
2003	30,415	15,430	1,160	11,840	4,349	63,194	1.14%	638
2004	30,300	15,180	851	10,235	4,251	60,817	0.97%	602
2005	30,160	14,690	524	8,535	4,150	58,059	0.83%	575
2006	29,980	13,840	117	6,750	4,044	54,731	0.70%	542
2007	29,770	12,955	-	4,900	3,932	51,557	0.57%	510
2008	29,520	12,035	-	4,260	3,816	49,631	0.51%	496
2009	29,230	11,070	-	3,605	3,695	47,600	0.54%	476
2010	28,895	12,141	2,177	2,930	3,568	49,711	0.75%	487
2011	28,475	10,981	3,867	2,235	3,436	48,994	0.77%	480

Note: Details regarding the City's outstanding debt can be found in the notes to the financial statements.

Source: City of Antioch Financial Report

(1) See the schedule of Assessed Value and Estimated Actual Value of Taxable Property.

(2) Population data can be found in the Demographic and Economic Statistics schedule

**City of Antioch
Ratios of General Bonded Debt Outstanding**

The City of Antioch has not had any outstanding general obligation bond debt since 2001-02.

CITY OF ANTIOCH
Legal Debt Margin Information
Last Ten Fiscal Years
(amounts expressed in thousands)

	2002	2003	2004	2005	2006	2007	2008	2009	2010	2011
Debt limit	\$847,547	\$952,331	\$1,065,783	\$1,173,053	\$1,318,322	\$1,509,942	\$1,669,214	\$1,549,934	\$1,237,153	\$1,182,333
Total net debt applicable to limit	0	0	0	0	0	0	0	0	0	0
Legal debt margin	\$847,547	\$952,331	\$1,065,783	\$1,173,053	\$1,318,322	\$1,509,942	\$1,318,322	\$1,549,934	\$1,237,153	\$1,182,333
Total net debt applicable to the limit as a percentage of debt limit	0.00%	0.00%	0.00%	0.00%	0.00%	0.00%	0.00%	0.00%	0.00%	0.00%

Legal Debt Margin Calculation for Fiscal Year 2011

The following numbers are not expressed in thousands:

Assessed value	\$7,069,152,441
Add back: exempt real property	<u>813,064,435</u>
Total assessed value	<u>7,882,216,876</u>

Debt limit (15% of total assessed value)	1,182,332,531
Debt applicable to limit:	
General obligation bonds	0
Less: Amount set aside for repayment of general obligation debt	<u>0</u>
Total net debt applicable to limit	<u>0</u>
Legal debt margin	<u><u>\$1,182,332,531</u></u>

Source: City of Antioch Finance Department and Contra Costa County Certificate of Assessed Valuations for fiscal year 2010-11

Note: Beginning in Fiscal Year 2000-01, the City of Antioch did not have any general obligation debt. However, under State finance law, the City of Antioch's outstanding general obligation debt should not exceed 15% of total assessed property value. By law, the general obligation debt subject to the limitation may be offset by amounts set aside for repaying general obligation bonds.

**City of Antioch
Pledged Revenue Coverage
Last Ten Fiscal Years**

Fiscal Year	Water Revenue Bonds (1) (in thousands)						Special Assessment Bonds		
	Gross Water Charges And Other	Less: Direct Operating Expenses	Net Revenue Available for Debt Service	Debt Service		Debt Service Coverage	Special Assessment Collections (2)	Outstanding	
				Principal	Interest			Hillcrest	Lone Diamond
2002	19,989	16,366	3,623	1,360	741	1.72%	14,510,963	11,545	78,835
2003	20,081	17,040	3,041	1,425	644	1.47%	11,017,332	166	72,555
2004	20,649	17,400	3,249	1,585	271	1.75%	10,080,827	6,675	68,680
2005	19,665	15,814	3,851	1,700	320	1.91%	11,860,106	5,030	64,115
2006	20,279	15,705	4,574	1,785	250	2.25%	8,015,198	3,410	59,935
2007	22,264	18,297	3,967	1,850	181	1.95%	7,546,480	1,708	51,020
2008	21,796	20,174	1,622	640	142	2.07%	7,550,756	170.00	46,795
2009	21,585	19,804	1,781	655	126	2.28%	7,464,602	-	41,170
2010	20,226	17,390	2,836	675	108	3.62%	7,401,685	-	35,045
2011	22,103	16,609	5,494	695	88	7.02%	7,476,123	-	26,905

(1) Details regarding the City of Antioch's outstanding debt can be found in the notes to the financial statements. Water Charges and Other includes investment earnings but not tap fees. Operating expenses do not include interest or depreciation.

(2) Special Assessment Debt without City Commitment: The City is the collecting and paying agent for other special assessment debt, but has no direct or contingent liability or moral obligation for the payment of this debt. Therefore, this debt is not included in the City's financial statements. Cash held by the City on behalf of these districts is recorded in the Agency Funds of the City.

Source: City of Antioch Financial Statements

CITY OF ANTIOCH
Direct and Overlapping Debt
June 30, 2011

2010-11 Assessed Valuation	\$7,069,152,441
Antioch Development Agency Incremental Valuation:	724,247,688
Adjusted Assessed Valuation:	<u>\$6,344,904,753</u>

JURISDICTION	Total Debt 6/30/2011	Percent Applicable (1)	City's Share of Debt 6/30/2011
OVERLAPPING TAX AND ASSESSMENT DEBT:			
Bay Area Rapid Transit District	\$413,865,000	1.486%	\$6,150,034
Contra Costa Community College District	237,095,000	5.181%	12,283,892
Antioch Unified School District Schools Facilities Improvement District No. 1	45,010,000	88.171%	39,685,767
Liberty Union High School District	59,830,000	2.790%	1,669,257
Brentwood Union School District	53,840,289	5.151%	2,773,313
City of Antioch 1915 Act Bonds	26,905,000	100.000%	26,905,000
East Bay Regional Park District	153,990,000	2.303%	3,546,390
Antioch Area Community Facilities District No. 1989-1	78,520,000	100.000%	78,520,000
Total Overlapping Tax and Assessment Debt			<u>\$171,533,653</u>
DIRECT AND OVERLAPPING GENERAL FUND DEBT:			
Contra Costa County General Fund Obligations	\$319,867,903	5.160%	\$16,505,184
Contra Costa County Pension Obligations	399,840,000	5.160%	20,631,744
Contra Costa Community College District Certificates of Participation	925,000	5.181%	47,924
Antioch Unified School District Certificates of Participation	21,075,000	91.225%	19,225,669
Brentwood Union School District Certificates of Participation	2,940,000	5.151%	151,439
City of Antioch Certificates of Participation	28,475,000	100.000%	28,475,000
Contra Costa Fire Protection District Pension Obligations	116,240,000	11.493%	13,359,463
TOTAL GROSS DIRECT AND OVERLAPPING GENERAL FUND DEBT			<u>\$98,396,423</u>
Less: Contra Costa County Obligations supported from revenue funds			<u>\$6,256,505</u>
TOTAL NET DIRECT AND OVERLAPPING GENERAL FUND DEBT			92,139,918
COMBINED TOTAL DEBT			\$269,930,076
NET COMBINED TOTAL DEBT			\$263,673,571

NOTES:

- (1) For debt repaid with property taxes, the percentage of overlapping debt applicable is estimated using taxable assessed property values. Applicable percentages were estimated by determining the portion of another governmental unit's taxable assessed value that is within the City's boundaries and dividing it by each unit's taxable assessed value. Overlapping governments are those that coincide, at least in part, with the geographic boundaries of the City. This schedule estimates the portion of the outstanding debt of those overlapping governments that is borne by the residents and businesses of the City. This process recognizes that, when considering the City's ability to issue and repay long-term debt, the entire debt burden borne by the residents and businesses should be taken into account. However, this does not imply that every taxpayer is a resident, and therefore responsible for repaying the debt, of each overlapping government.
- (2) Excludes tax and revenue anticipation notes, enterprise revenue, mortgage revenue and tax allocation bonds and non-bonded capital lease obligations.

Ratios to 2010-11 Assessed Valuation:

Total Overlapping Tax and Assessment Debt: 2.70%

Ratios to Adjusted Assessed Valuation:

Combined Direct Debt (\$28,475,000): 0.44%

Gross Combined Total Debt: 4.17%

Net Combined Total Debt: 4.08%

Source: California Municipal Statistics, Inc.

**City of Antioch
Demographic and Economic Statistics
Last Ten Fiscal Years**

<u>Fiscal Year</u>	<u>City of Antioch Population(1)</u>	<u>Contra Costa County Population (1)</u>	<u>Personal Income (in thousands) (2)</u>	<u>Per Capita Personal Income (2)</u>	<u>Unemployment Rate (3)</u>
2002	96,626	980,870	43,304,580	43,813	6.7%
2003	99,065	992,652	44,177,166	44,192	6.8%
2004	101,097	1,003,802	47,335,930	46,211	6.2%
2005	100,913	1,018,994	50,199,803	48,618	5.3%
2006	100,163	1,030,732	53,876,204	53,571	5.3%
2007	100,150	1,042,341	56,396,753	55,580	5.3%
2008	100,361	1,051,674	59,348,149	57,874	7.6%
2009	100,957	1,060,333	59,043,740	56,703	12.20%
2010	102,330	1,072,953	*	*	12.80%
2011	103,054	1,056,064	*	*	12.50%

*No Data Available

Data Sources:

(1) State Department of Finance

(2) U.S. Department of Commerce, Bureau of Economic Analysis (data shown is for Contra Costa County)

(3) State of California Employee Development Dept., Labor Market Info, Data Library

**City of Antioch
Principal Employers
Current Year and Nine Years Ago**

Employer	2011		2002	
	Approx. Number of Employees¹	Percentage Of Total City Employment	Number of Employees	Percentage Of Total City Employment
Kaiser Permanente	1,964	4.03%	520	1.35%
Antioch Unified School District	1,723	3.54%	1,827	4.73%
Sutter Delta Medical Center ²	1,200	2.46%	700	1.81%
Contra Costa County Social Services	487	1.00%	365	0.95%
City of Antioch	265	0.54%	341	0.88%
Target	265	0.54%	-	0.00%
WalMart	216	0.44%	330	0.85%
Antioch Auto Center	205	0.42%	175	0.45%
Costco	193	0.40%	175	0.45%
Safeway	140	0.29%	170	0.44%
Albertson's	0	0.00%	175	0.45%

¹ As of 10/05/2011 Source: City of Antioch Economic Development Department

² Includes approximately 300 contract employees

City of Antioch
Operating Indicators by Function
Last Ten Fiscal Years

Function	Fiscal Year									
	2002	2003	2004	2005	2006	2007	2008	2009	2010	2011
Police								161		
Physical arrests	4,996	4,732	5,166	4,872	4,983	6,471 (1)	6,734	7,288	5,990	4,830
Parking violations*	12,920	12,199	12,485	1,985	3,334	2,256 (1)	1,188	1,391	1,241	963
Traffic violations*	NA	NA	NA	7,440	8,749	4,703 (1)	7,049	12,664	5,905	3,320
Sworn Officers	105	113	114	114	118	125	126	126	126	126
Reserve Personnel	11	11	11	11	5	4	4	166	4	4
Support Personnel	45	45	47	47	55	58	58	58	58	58
Highways and streets										
Street resurfacing, sq ft	488,363	318,252	206,745	207,800	137,100	209,269	128,685	387,760	164,929	879,575
Potholes repaired	2,352	2,687	3,207	3,574	3,702	2,022	3,076	170	n/a	(2)
Culture and recreation										
Athletic sports complex admissions	NA	NA	25,610	27,775	29,831	32,693	31,429	33,650	33,640	40,000
Community center admissions										
Nick Rodriguez Community Center	NA	NA	1,004,823	960,717	946,667	819,324	558,624	173	314,731	127,545
Antioch Community Center	NA	NA	NA	NA	NA	NA	NA	NA	NA	150,937
Prewett Community Center	NA	NA	126,132	133,234	161,572	133,138	129,250	120,121	80,591	80,041
Water										
New connections	984	986	140	392	351	209	236	170	207	139
Water main breaks	7	2	3	2	13	25	18	18	28	17
Average daily consumption (thousands of gallons)	17,610	17,455	18,574	18,591	17,703***	18,473	19,519	17,195	15,190	15,539
Sewer**										
New connections	1,095	1,694	112	176	310	166	184	140	181	106

(1) Of the City's 5 Traffic Unit Officers, one Traffic Unit Officer was transferred to patrol in July 2006 and four were transferred to patrol in October 2006. Therefore, there was an increase in physical arrests and decreases in traffic and parking violations.

(2)The City no longer tracks this data.

*Parking and Traffic violations were combined until 2004/05

**The City does not process daily sewage - it maintains the sewer line that connects to the main sewer. Delta Diablo Sanitation District is responsible for sewage treatment.

***Fiscal Year 2005/06 was a very wet year for the City of Antioch; therefore, less water was consumed.

****Information not available prior to 2002.

Source: Various City Departments

CITY OF ANTIOCH
FULL TIME CITY EMPLOYEES
BY FUNCTION

Last Seven Fiscal Years

FUNCTION	2005*	2006	2007	2008	2009	2010	2011
General government	55	45	51	50	52	52	52
Public safety ¹							
Sworn Police Officers	114	118	126	126	126	126	126
Community Service Officers	18	17	19	20	20	20	20
Administrative Staff	36	36	39	39	39	39	39
Public works	34	41	41	42	42	42	43
Community Development	38	40	47	43	42	42	42
Capital Improvement ²	-	-	-	5	5	5	5
Recreation	18	18	18	18	18	18	18
Water	39	38	38	41	41	41	41
Wastewater	7	12	12	15	15	15	15
Total employees	359	365	391	399	400	400	401

*Information not available prior to 2005

¹ Fire services are provided by Contra Costa Fire Protection District

² Capital Improvement was part of Community Development prior to 2008

Source: City of Antioch budgets

**City of Antioch
Capital Asset Statistics by Function
Last Ten Fiscal Years**

Function	Fiscal Year									
	2002	2003	2004	2005	2006	2007	2008	2009	2010	2011
Public safety										
Police:										
Stations	1	1	1	1	1	1	1	1	1	1
Patrol Units	NA	NA	NA	NA	41	41	43	43	43	42
Fire Stations*	4	4	4	4	4	4	4	4	4	4
Highways and streets										
Streets (miles)	260.00	269.00	283.00	307.91	315.61	339.16	352.62	360.02	482.62	566.31
Streetlights	6,150	6,150	6,258	6,258	6,346	6,501	6,486	8,600	8,649	8,697
Traffic Signals, City Owned	NA	41	41	41	42	42	99	100	101	101
Culture and recreation										
Parks acreage	300	300	300	306	306	308	308	308	308	308
Parks	28	28	28	31	31	32	33	33	33	33
Swimming pools	7	7	7	7	7	7	7	7	7	7
Community centers	3	3	3	3	3	3	3	3	3	4
Water										
Water lines (miles)	245.04	253.01	259.99	272.24	278.80	285.35	278.80	340.00	341.68	344.52
Number of water meters	28,956	29,942	30,082	30,474	30,825	30,683	31,061	31,231	30,931	31,468
Maximum daily treatment capacity (millions of gallons)	29.63	29.39	29.99	30.73	31.55	31.55	30.02	27.01	26.49	29.00
Fire hydrants	3,020	3,124	3,199	3,231	3,401	3,443	3,443	3,443	3,443	3,522
Sewer**										
Sanitary sewer lines (miles)	212.51	220.20	226.75	238.77	248.82	250.87	255.70	300.00	300.68	302.70
Number of sewer connections	28,616	28,728	28,828	29,004	29,314	29,480	29,664	29,804	29,535	29,657
Storm drains (miles)	124.10	129.20	134.28	144.36	150.75	157.14	161.42	220.00	221.01	222.12

*The City of Antioch's fire protection is provided by the Contra Costa Fire Protection District

**The City does not process daily sewage - it maintains the sewer line that connects to the main sewer. Delta Diablo Sanitation District is responsible for sewage treatment.

Sources: Various City departments.

This page intentionally left blank



Caporicci & Larson, Inc.
A Subsidiary of Marcum LLP
Certified Public Accountants

**INDEPENDENT AUDITORS' REPORT ON INTERNAL CONTROL
OVER FINANCIAL REPORTING AND ON COMPLIANCE AND
OTHER MATTERS BASED ON AN AUDIT OF FINANCIAL STATEMENTS
PERFORMED IN ACCORDANCE WITH GOVERNMENT AUDITING STANDARDS**

To the Honorable Mayor and Members of City Council
of the City of Antioch
Antioch, California

We have audited the financial statements of the governmental activities, the business-type activities, each major fund, and the aggregate remaining fund information of City of Antioch (City) as of and for the year ended June 30, 2011, which collectively comprise the City's basic financial statements and have issued our report thereon dated December 15, 2011. We conducted our audit in accordance with auditing standards generally accepted in the United States and the standards applicable to financial audits contained in *Government Auditing Standards*, issued by the Comptroller General of the United States.

Internal Control Over Financial Reporting

In planning and performing our audit, we considered the City's internal control over financial reporting as a basis for designing our audit procedures for the purpose of expressing our opinion on the financial statements, but not for the purpose of expressing an opinion on the effectiveness of the City's internal control over financial reporting. Accordingly, we do not express an opinion on the effectiveness of the City's internal control over financial reporting.

A *deficiency in internal control* exists when the design or operation of a control does not allow management or employees, in the normal course of performing their assigned functions, to prevent, or detect and correct misstatements on a timely basis. A *material weakness* is a deficiency, or a combination of deficiencies, in internal control such that there is a reasonable possibility that a material misstatement of the City's financial statements will not be prevented, or detected and corrected on a timely basis.

Our consideration of internal control over financial reporting was for the limited purpose described in the first paragraph of this section and was not designed to identify all deficiencies in internal control over financial reporting that might be deficiencies, significant deficiencies, or material weaknesses. We did not identify any deficiencies in internal control over financial reporting that we consider to be material weaknesses, as defined above.

Honorable Mayor and Members of City Council
of the City of Antioch
Antioch, California
Page Two

Compliance and Other Matters

As part of obtaining reasonable assurance about whether the City's financial statements are free of material misstatement, we performed tests of its compliance with certain provisions of laws, regulations, contracts, and grant agreements, noncompliance with which could have a direct and material effect on the determination of financial statement amounts. However, providing an opinion on compliance with those provisions was not an objective of our audit, and accordingly, we do not express such an opinion. The results of our tests disclosed no instances of noncompliance or other matters that are required to be reported under *Government Auditing Standard*.

This report is intended solely for the information and use of City management, the Mayor and Members of City Council, others within the City, and federal awarding agencies and pass-through entities and is not intended to be and should not be used by anyone other than these specified parties.

Caporicci & Larson, Inc.

Caporicci & Larson, Inc.
A Subsidiary of Marcum LLP
Certified Public Accountants
San Francisco, California
December 15, 2011

**STAFF REPORT TO THE MAYOR AND CITY COUNCIL FOR CONSIDERATION AT
THE COUNCIL MEETING OF JANUARY 24, 2012**

FROM: Deborah McHenry, Human Resources Director

DATE: January 18, 2012

**SUBJECT: RESOLUTION APPROVING UPDATED REVISIONS TO THE CLASS
SPECIFICATION OF DEPUTY CITY CLERK**

RECOMMENDATION

Adopt resolution approving updated revisions to the class specification of Deputy City Clerk.

BACKGROUND

Johnson & Associates LLC, who conducted a Classification Study for the City, has proposed a revised class specification, which will allow us to:

- accurately describe job duties, skills, knowledge and abilities;
- utilize job titles that are current and comparable to those used in other agencies;
- optimize efficiency, productivity, and organizational effectiveness

Class specifications are reviewed prior to recruiting for vacant positions. In order to ensure that we are in a position to recruit and retain the most qualified employees for the City, staff will continue to present updated revised class specifications to Council for approval, prior to initiating a recruitment.

Staff has met with the Confidential Representative, who has reviewed the Deputy City Clerk class specification.

FINANCIAL IMPACT

There will be no financial impact. The salary range for the class specification will remain unchanged.

OPTIONS

- Approve the class specification.
- Deny the class specification

ATTACHMENTS

Resolution
Class Specification Deputy City Clerk

01/24/12

RESOLUTION NO. 2012/

**RESOLUTION APPROVING UPDATED REVISIONS TO THE CLASS
SPECIFICATION OF DEPUTY CITY CLERK**

BE IT RESOLVED by the City Council of the City of Antioch as follows:

Section 1. That the class specification for the position of Deputy City Clerk be updated and revised; and

Section 2. That the updated and revised class specification for the position of Deputy City Clerk, attached hereto as Exhibit "A"; be approved and added to the City of Antioch Employees' Classification System; and

Section 3. That copies of this resolution be certified to all holders of the City of Antioch Employees' Classification System.

* * * * *

I HEREBY CERTIFY that the foregoing resolution was passed and adopted by the City Council of the City of Antioch at a regular meeting thereof, held on the 24th day of January, 2012, by the following vote:

AYES:

NOES:

ABSENT:

CITY CLERK OF THE CITY OF ANTIOCH

EXHIBIT "A"

CITY OF ANTIOCH

DEPUTY CITY CLERK

Class specifications are intended to present a descriptive list of the range of duties performed by employees in the class. Specifications are not intended to reflect all duties performed within the job.

SUMMARY DESCRIPTION

Under direction, performs a variety of responsible, confidential, and complex administrative, technical, programmatic, secretarial, and clerical duties in support of the daily operations and administration of the City Clerk's Office; maintains official City records and performs records management functions; prepares City Council meeting agendas and packets; organizes City elections and coordinates elections with the County; and provides information to the public, City staff, and City officials related to the function, policies, and procedures of the City Clerk's Office.

REPRESENTATIVE DUTIES

The following duties are typical for this classification. Incumbents may not perform all of the listed duties and/or may be required to perform additional or different duties from those set forth below to address business needs and changing business practices.

1. Oversee and coordinate the preparation, finalization, and distribution of the City Council agenda; prepare tentative agenda, final agenda and annotated agenda; prepare information regarding City Council meetings for the website.
2. Ensure the preparation of City Council meeting minutes; finalize minutes of meetings.
3. Process, finalize, and follow-up on Council action from City Council meetings; ensure timelines are met including those for ordinance publication, resolutions, and notice of decisions.
4. Administer Fair Political Practices Commission filings for candidates, elected officials, employees, consultants, and commissioners in accordance with state law and FPPC regulations.
5. Assist in conducting and supervising municipal elections; coordinate municipal elections with the County; certify official results; plan and coordinate reception with incoming elected officials.
6. Participate in the development and implementation of City-wide records management program; serve as custodian of official City records; assist in the operation and oversee maintenance of records management program, records retention schedule, and master filing guide; coordinate with other departments regarding the storage of files and documents as well as the destruction of City documents; scan documents into laser fiche for future reference.
7. Process and record all claims filed against the City; finalize rejection notices to claimants.
8. Prepare and coordinate correspondence agenda for the Board of Appeals including Board, staff, and appellant; finalize Board of Appeals notices of decisions and actions.
9. Administer policies, procedures, and processes for the City Clerk's Office; resolve discrepancies or procedural problems and respond to questions about the services of the City Clerk's Office; maintain

CITY OF ANTIOCH
Assistant City Clerk (Continued)

the City Clerk's Office desk manual outlining departmental policies and procedures; make recommendations for modifications.

10. Track vacancies of City committees and commissions; notify Mayor of openings and prepare notices of vacancy; receive and process applications for future appointments.
11. Assist in the preparation, administration, and monitoring of assigned budget; compile annual budget requests; prepare revenue projections; recommend expenditure requests for designated accounts; monitor approved budget accounts.
12. Supervise, coordinate, and review the work of office support staff within the City Clerk's Office; provides input into the evaluation of support staff.
13. Provide coverage and assistance in all areas of the City Clerk's Office as necessary to ensure the operation of the Office including filing, photocopying, answering the telephones, and assisting the public at the counter.
14. Utilize various computer applications and software packages; enter and maintain data; generate reports from a database or network system; create documents using word processing software.
15. Maintain and order office supplies; prepare purchase orders; receive invoices and check for accuracy; process payments.
16. May act in the absence of the City Clerk and relieve the City Clerk of a variety of administrative and functional details.
17. Perform related duties as required.

QUALIFICATIONS

The following generally describes the knowledge and ability required to enter the job and/or be learned within a short period of time in order to successfully perform the assigned duties.

Knowledge of:

Operational characteristics, services, and activities of the functions, programs, and operations of a City Clerk's Office.

Basic functions of public agencies including the role of an elected Council and appointed boards and commissions.

Organization, operation, and services of the City and of outside agencies as necessary to assume assigned responsibilities.

Modern principles, practices, and techniques of municipal records management.

Election processes.

Office management principles, methods, and procedures.

Basic principles and practices of lead supervision and training.

Principles and procedures of record keeping and filing.

Pertinent federal, state, and local laws, codes, and regulations including the Brown Act, Political Reform Act, FPPC regulations, and those governing the maintenance of records by a public agency.

Basic principles and practices of municipal budget preparation and administration.

Mathematical principles.

Research procedures used in searching of public records.

Principles and practices of fiscal, statistical, and administrative research and report preparation.

CITY OF ANTIOCH
Assistant City Clerk (Continued)

Principles and practices of sound business communication.
Principles of business letter writing and report preparation.
Modern office procedures, methods, and equipment including computers and related software applications such as word processing, spreadsheets, and databases.
English usage, spelling, grammar, and punctuation.
Customer service and public relations methods and techniques.
Methods and techniques of proper phone etiquette.

Ability to:

Perform a full range of varied complex, sensitive, highly responsible, and confidential office administrative, secretarial, advanced clerical, and routine programmatic support functions of a general or specialized nature in support of the City Clerk's Office with only occasional instruction or assistance.
Understand the organization and operation of the City and of outside agencies as necessary to assume assigned responsibilities.
Understand, interpret, and apply general and specific administrative and departmental policies and procedures.
Interpret and apply applicable federal, state, and local laws, codes, and regulations.
Take responsibility for and exercise good judgment in recognizing the scope of authority to be exercised in the capacity of a deputy to a public officer.
Operate office equipment including computers and supporting word processing, spreadsheet, and database applications.
Adapt to changing technologies and learn functionality of new equipment and systems.
Type or enter data at a speed necessary for successful job performance.
Participate in researching, compiling, analyzing, and interpreting data.
Prepare clear, accurate and concise records and reports.
Independently prepare correspondence and memoranda.
Provide information and organize material in compliance with laws, regulations and policy.
Work cooperatively with other departments, City officials, and outside agencies.
Establish, organize, and maintain a variety of specialized files and records.
Implement and maintain filing systems and records management systems.
Work under steady pressure with frequent interruptions and a high degree of public contact by phone or in person.
Plan and organize work to meet changing priorities and deadlines.
Respond tactfully, clearly, concisely, and appropriately to inquiries from the public, press, or other agencies on sensitive issues in area of responsibility.
Exercise good judgment and maintain confidentiality relative to critical and sensitive information, records, and reports.
Utilize public relations techniques in responding to inquiries and complaints.
Maintain confidentiality of information.
Communicate clearly and concisely, both orally and in writing.
Establish and maintain effective working relationships with those contacted in the course of work.

Education and Experience Guidelines - *Any combination of education and experience that would likely provide the required knowledge and abilities is qualifying. A typical way to obtain the knowledge and abilities would be:*

Education/Training:

Equivalent to completion of the twelfth grade supplemented by specialized or college level course work in business administration, office management, secretarial science, or a related field.

Experience:

Four years of increasingly responsible administrative, secretarial, and clerical support experience involving a high level of public contact including two years of administrative support experience in a municipal or other governmental agency.

PHYSICAL DEMANDS AND WORKING ENVIRONMENT

The conditions herein are representative of those that must be met by an employee to successfully perform the essential functions of this job. Reasonable accommodations may be made to enable individuals with disabilities to perform the essential job functions.

Environment: Work is performed primarily in a standard office setting.

Physical: Primary functions require sufficient physical ability and mobility to work in an office setting; to stand or sit for prolonged periods of time; to occasionally stoop, bend, kneel, crouch, reach, and twist; to lift, carry, push, and/or pull light to moderate amounts of weight; to operate office equipment requiring repetitive hand movement and fine coordination including use of a computer keyboard; and to verbally communicate to exchange information.

FLSA: Exempt

February 1990
Revised: March 2010
Johnson & Associates

This class specification identifies the essential functions typically assigned to positions in this class. Other duties not described may be assigned to employees in order to meet changing business needs or staffing levels but will be reasonably related to an employee's position and qualifications. Other duties outside of an individual's skill level may also be assigned on a short term basis in order to provide job enrichment opportunities or to address emergency situations.

**STAFF REPORT TO THE CITY COUNCIL
FOR CONSIDERATION AT THE MEETING OF JANUARY 24, 2012**

Prepared by: Tom Sains, Collections Systems Superintendent *TS*
Reviewed by: Mike Bechtholdt, Deputy Director of Public Works-Operations *MB*
Approved by: Ron Bernal, Director of Public Works/City Engineer *REB*
Date: January 17, 2012
Subject: Award of Contract for High Pressure Sewer Jet Cleaner

RECOMMENDATION

Authorize the National Joint Powers Alliance (NJPA) cooperative purchase arrangement, or "piggyback" and issuance of a purchase order for one high pressure sewer jet cleaner Model HS 1600 mounted on a 2012 Freightliner M2106V 4x2 cab and chassis with 300 HP diesel engine and automatic transmission to Atlantic Machinery Incorporated in the amount of \$202,500 before tax and license fees.

BACKGROUND

The Public Works Department Sewer Collection Division, in conjunction with the Fleet Division has researched and recommends a high pressure sewer jet cleaning truck to replace an older version of the same type of vehicle currently in use. This piece of equipment is a critical component to the City's sewer and storm water program to help protect public health and the environment. It is operated daily by the day shift, second shift, and emergency standby personnel and is one of our most heavily utilized pieces of equipment in the yard. It is essential that sewer collection staff is able to operate a reliable vehicle daily and respond in the event of emergencies.

The California State Water Resources Control Board mandates sewer agencies possess a preventative maintenance program and emergency response plan as part of their Sewer System Management Plan (SSMP). The City is therefore required to clean and maintain the City's 300 miles of sanitary sewer lines and 216 miles of storm drainpipes to satisfy this mandate. With responsibility for so much pipeline, combined with the significant fines that can result from lack of proper maintenance, a reliable high pressure sewer jet cleaning truck enables the City to provide proactive, preventative and corrective maintenance of sewers and is necessary in mitigating damages in the event of a sanitary sewer overflow (SSO). Given our proximity to the San Joaquin River, it greatly reduces the potential for claims and penalties relating to SSOs.

The existing 2000 model year vehicle has over 14,000 hours of use and poses dependability issues and anticipated increasingly costly repairs if this vehicle is to remain in the City's fleet. Additionally if not replaced, it would be required to be retrofitted to meet regulations established by the California Air Resources Board (CARB) by the end of this year resulting in another significant cost. The replacement vehicle will be compliant with CARB regulations.

The National Joint Powers Alliance (NJPA) awarded contract #031710-AMI for purchase of a high pressure sewer jet cleaner to Atlantic Machinery, Inc. As a member of the NJPA, City staff is proposing to use their specifications and bid award to purchase this equipment from Atlantic Machinery to save time and cost. Staff has researched NJPA's specifications and costs to ensure this vehicle and method of purchase gives the Public Works Department Sewer Collection Division the vehicle they need at a competitive price. The manufacturer has agreed to honor the NJPA bid price for the City of Antioch.

FISCAL IMPACTS

Funds for this procurement come from the City's Vehicle Replacement Fund (5692610), through the Sewer Collections Enterprise Fund (6212220), and do not impact the City's General Fund.

OPTIONS

1. Council may decline to authorize the purchase order under the cooperative bidding process and direct staff to begin an independent formal bidding process. If the City does not take advantage of the cooperative purchase using the bid price established by the NJPA, City staff would need to execute formal invitations for bid locally. Staff believes this would yield little or no savings, require use of limited staff resources, and significantly delay delivery due to the built-to-order nature of this particular type of equipment.
2. Council may decline to purchase the vehicle and direct staff to continue to operate and maintain the existing vehicle until a future date. Staff does not recommend this alternative since the current needed repairs, anticipated maintenance and CARB retrofit costs will be significant. Additionally the need for this vehicle to be in daily use makes it important to have a more reliable vehicle.

ATTACHMENTS

None.

**STAFF REPORT TO THE MAYOR AND CITY COUNCIL FOR
CONSIDERATION AT THE COUNCIL MEETING OF JANUARY 24, 2012**

FROM: Phillip L. Harrington, Director of Capital Improvements/Water Rights

DATE: January 24, 2012

SUBJECT: Approve Antioch Recycled Water Project Completion (P.W. 430-1)

RECOMMENDATION

It is recommended that the City Council approve completion of the Antioch Recycled Water Project.

BACKGROUND INFORMATION

In November 2003, the City of Antioch (City) and Delta Diablo Sanitation District (DDSD) entered into a Joint Powers Agreement (JPA) that established a partnership between the City and DDSD to develop and operate a recycled water program within the territorial boundaries of the City. Following completion of a joint Antioch/DDSD Recycled Water Project Facilities Plan, the JPA was amended in January 2008 (Attachment A) to provide for: 1) implementation of the Antioch/DDSD Recycled Water Project (Project); 2) designation of the City-owned facilities to be served by the project (the Lone Tree Golf Course and four parks); 3) the City and DDSD each funding 50% of the project costs, not to exceed \$5 million each; and 4) City commitment to use recycled water for irrigation of the designated facilities for at least ten consecutive years.

A second amendment (Attachment B) was executed in March 2009, primarily providing for DDSD to apply for a State Revolving Fund (SRF) loan to fund project costs not covered by federal and state grant funds. DDSD and the City were successful in securing approval for the SRF loan, which was ultimately funded in a total amount of \$6,325,502.60, more than covering the City's share of the project costs. This loan was primarily funded using funds from the American Recovery and Reinvestment Act (ARRA), resulting in a very low interest rate of 0.077% versus the normal SRF loan rate approaching 3%. This essentially spreads the City's share of the Project costs over a 20 year period virtually interest-free.

The Project has been completed and recycled water deliveries began in August 2011. Through December 2011, a total of 28.1 million gallons or 86-acre feet of recycled water have been delivered to the Lone Tree Golf Course. Three city parks (Fairview, Antioch City and Mountaire) will begin using water during the upcoming irrigation season, and Chichibu Park will be coming on-line somewhat later in 2012 due to some irrigation system reconfigurations needed at the park. This directly offsets water that otherwise would have been taken from the Bay Delta, enhancing both overall state water supply and sensitive fish habitat. Once all City facilities are being served for full irrigation seasons, it is estimated that the average annual consumption will be 158.7 million gallons or 487 acre feet.

The original planning level cost estimate for the Project was \$10 million. The estimated total Project cost upon opening of bids for construction in May 2009 was \$11.8 million, or 18% higher than the planning level estimate. Ultimately, due to unforeseen conditions during construction, the Project was completed at a total cost of \$12.2 million, or \$2.2 million higher than the original cost estimate included in the amended JPA with DDSD. If this were paid equally by both the City and DDSD, the obligation for each would be \$1.1 million.

The City's overall Project cost is offset by a combination of new circumstances since Project inception. The first is the virtually no-interest loan to cover the City's share of Project costs, allowing \$5 million of water funds set aside to be re-directed for other City projects. Second, the final Project design included additional recycled water distribution system capacity to allow for additional customers to be added to the system. According to the recently adopted DDSD Recycled Water Guidelines, this additional capacity is "owned" by the City and connection fees for new services may be charged by the City for this capacity. Consistent with what DDSD has done for some additional components on the City of Pittsburg recycled water project, DDSD will add a surcharge on the City's recycled water billing to cover the City's portion (\$1.1 million) for the added Project benefits provided to the City. Based on the estimated annual use of 487 acre-feet, this will add about \$168 per acre-foot to the projected fiscal year 2012/13 rates and charges of about \$316 per acre-foot, for a total of about \$484 per acre-foot.

FISCAL IMPACTS

The monthly cost of the DDSD surcharge would be \$6,826 (or \$81,910 annually), which would be collected monthly over 20 years. Ultimately, it is anticipated that the City has the option to recover these costs through connection fees to the recycled water distribution system. Any new connections would also spread the fixed costs of recycled water treatment over more recycled water use, lowering the per-acre foot costs and related rates. As previously mentioned, the projected annual cost for the new recycled water system is \$235,700, compared to the cost and treatment of Delta water at \$307,300. This cost comparison does not include other savings anticipated with the use of less fertilizer and the replacement of urban and golf course landscape after drought related water supply reductions.

ATTACHMENTS

- A: Amendment No. 1 to the Joint Powers Agreement between the City of Antioch and Delta Diablo Sanitation District
- B: Amendment No. 2 to the Joint Powers Agreement between the City of Antioch and Delta Diablo Sanitation District

**AMENDMENT NO. 1
TO THE JOINT POWERS AGREEMENT BETWEEN
DELTA DIABLO SANITATION DISTRICT AND THE CITY OF ANTIOCH
RECYCLED WATER PURVEYORSHIP**

This Amendment No. 1 to the Joint Powers Agreement Between Delta Diablo Sanitation District and the City of Antioch for Recycled Water Purveyorship, is made and executed this 22nd day of January, 2008, by and between the Delta Diablo Sanitation District ("DDSD"), a county sanitation district formed pursuant to California Health and Safety Code Section 4700 et seq; and the City of Antioch ("City"), a municipal corporation incorporated under the laws of the State of California.

WHEREAS, DDSD and the City entered into the above-named Joint Powers Agreement dated November 18, 2003 (the "Agreement"), for the provision of recycled water within the boundaries of the City; and

WHEREAS, both agencies desire to expand recycled water use in their service areas; and

WHEREAS, City has identified several municipal-owned properties that would realize both economic and water supply benefits by switching to recycled water for irrigation use; and

WHEREAS, the design, permitting and construction of certain conveyance and lateral facilities (the "Project") is required in order to convey recycled water to the identified municipal facilities; and

WHEREAS, both agencies desire to pursue additional federal, state, and local sources of funding for recycled water distribution; and

WHEREAS, on June 13, 2007, the DDSD Board authorized District funding in the amount of an anticipated federal grant for the Project to expand the District's Recycled Water Program;

NOW THEREFORE, IN ACCORDANCE WITH THE AGREEMENT AND IN CONSIDERATION OF THE MUTUAL COVENANTS AND PROMISES CONTAINED HEREIN, THE PARTIES DO HEREBY AGREE AS FOLLOWS:

A. Amendment No. 1 Provisions

1. Section A "**General Provisions**", of the Agreement is hereby amended to add Items 6, 7 and 8, to read as follows:

6. City and DDSD will jointly implement the Antioch/DDSD Recycled Water Project (SWRCB Project Number WRF 3217-010), as described in the Antioch/DDSD Recycled Water Project Facilities Plan document dated December 2007 and as shown on Figure ES-2 (Attachment 1), to serve the following facilities within the city limits that are presently served by surface water:



Delta Diablo Sanitation District

- a. Lone Tree Golf Course
- b. Fairview Park
- c. Antioch City Park
- d. Montaire Park
- e. Chichibu Park

7. City agrees to fund fifty percent of the project costs, not to exceed a total amount of \$5 million, and DDSD agrees to fund fifty percent of the project costs, not to exceed a total amount of \$5 million. DDSD will seek state and federal grant funding to offset its fifty percent share of project costs. Any changes to either party's percentage share of the project costs may only be made by a written amendment to this Agreement executed by each of the parties hereto.
8. City agrees to use recycled water for irrigation of the facilities listed in Section A.6 for at least 10 consecutive years. Based on current water use records, the City anticipates that together these facilities will use 487 acre-feet per year of recycled water on average.

EXECUTED AND APPROVED ON BEHALF OF EACH AGENCY AS SIGNIFIED BY THE SIGNATURES BELOW:

City

Jim Jakel 1/28/08
 Jim Jakel, City Manager Date

Delta Diablo Sanitation District

Gary Darling 12/21/07
 Gary Darling, General Manager Date

David Chace
 Attest

 Attest

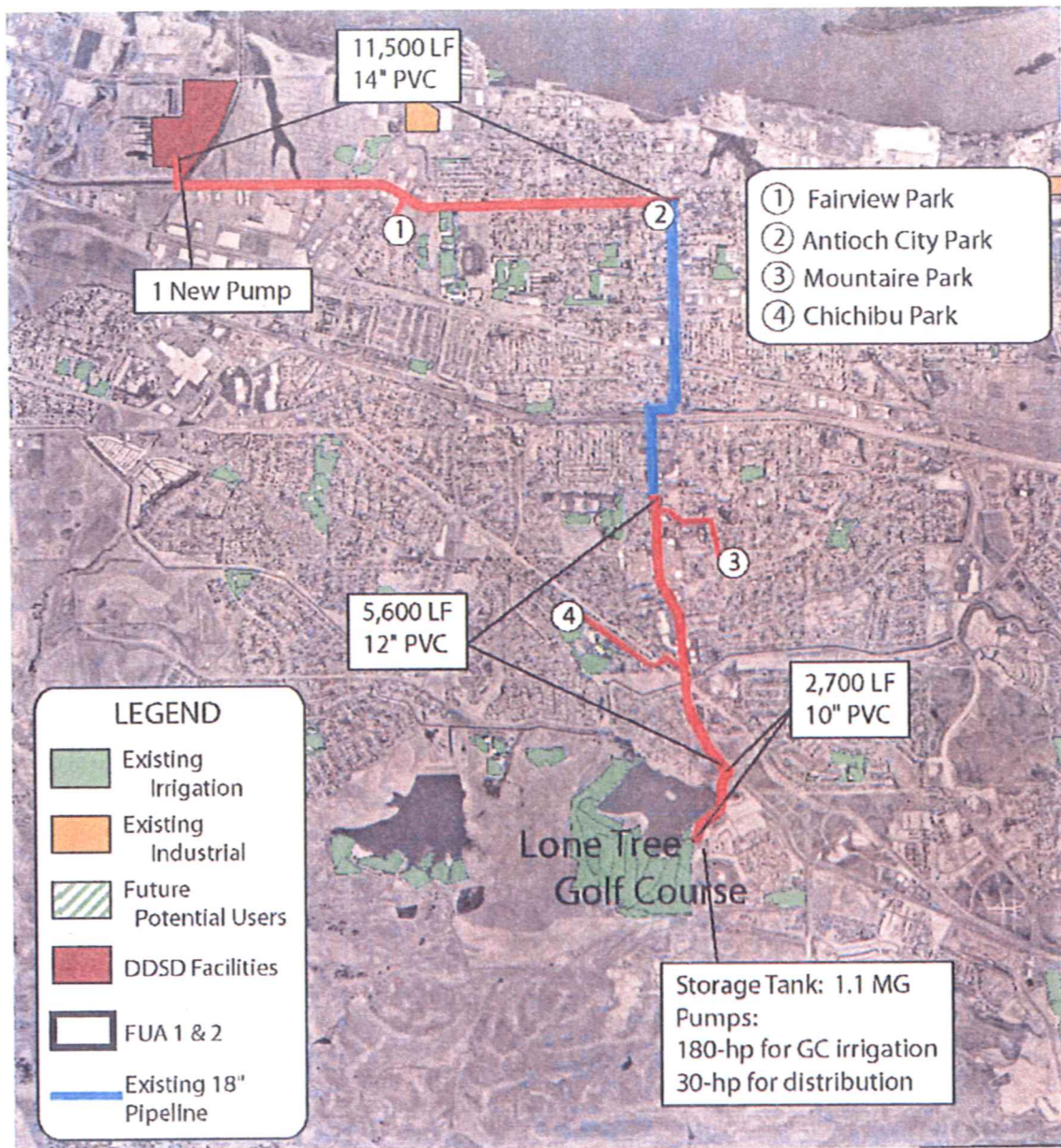
Form Approved:

Form Approved:

Lynn Tracy Nerland
 Lynn Tracy Nerland, City Attorney

Mary Ann Mason
 for Mary Ann Mason, District Counsel

Figure ES-2: Recommended Project



**AMENDMENT NO. 2 TO THE
JOINT POWERS AGREEMENT BETWEEN
DELTA DIABLO SANITATION DISTRICT AND THE CITY OF ANTIOCH
RECYCLED WATER PURVEYORSHIP**

This Amendment No. 2 to the Joint Powers Agreement Between Delta Diablo Sanitation District and the City of Antioch for Recycled Water Purveyorship, is made and executed this 6th day of March, 2009 ~~2008~~ by and between the Delta Diablo Sanitation District (“DDSD”), a county sanitation district formed pursuant to California Health and Safety Code Section 4700 et seq; and the City of Antioch (“City”), a municipal corporation incorporated under the laws of the State of California.

WHEREAS, DDSD and the City entered into the above-named Joint Powers Agreement dated November 18, 2003 (the “Agreement”), for the provision of recycled water within the boundaries of the City; and

WHEREAS, both agencies desire to expand recycled water use in their service areas; and

WHEREAS, City has identified several municipal-owned properties that would realize both economic and water supply benefits by switching to recycled water for irrigation use; and

WHEREAS, the design, permitting and construction of certain conveyance and lateral facilities (the “Project”) is required in order to convey recycled water to the identified municipal facilities; and

WHEREAS, both agencies desire to pursue additional federal, state, and local sources of funding for recycled water distribution;

WHEREAS, on June 13, 2007, the DDSD Board authorized District funding in the amount of an anticipated federal grant for the Project to expand the District’s Recycled Water Program;


WHEREAS, Amendment No. 1 to the Agreement identifies the facilities to be served recycled water within the City as Lone Tree Golf Course, Fairview Park, Antioch City Park, Montaire Park, and Chichibu Park; and

WHEREAS, Amendment No. 1 to the Agreement specifies that the project costs will be funded fifty percent by DDSD and fifty percent by the City, and provides that DDSD will seek federal and state grant funds to offset its funding share;

NOW THEREFORE, IN ACCORDANCE WITH THE AGREEMENT AND IN CONSIDERATION OF THE MUTUAL COVENANTS AND PROMISES CONTAINED HEREIN, THE PARTIES DO HEREBY AGREE AS FOLLOWS:

A. Amendment No. 1 Provisions

1. Section A “General Provisions,” subsection 3 of the Agreement is deleted in its entirety. A new section A “General Provisions,” subsection 3, is added to read as follows:
 3. DDSD is authorized to design, construct, own, operate and regulate all facilities and permit and regulate all customers, as necessary to make a Recycled Water Program fully operational based upon the needs and demands within DDSD’s service area. Upon completion of the Antioch Recycled Water Project, DDSD shall own, operate, regulate and maintain all facilities designed and constructed as part of the Antioch



Delta Diablo Sanitation District

Recycled Water Project to the downstream end of the meters at each connection point to customers in the City. All other facilities beyond the downstream end of the meters at each connection point to Customers in the City will be owned, operated, and maintained by the City.

2. Section A "General Provisions," subsection 8 of the Agreement, as added in Amendment No. 1 to the Agreement, is hereby deleted in its entirety. A new section A "General Provisions," subsection 8, is added to read as follows:

8. City agrees to use recycled water for irrigation of the facilities listed in Section A.6 for a period of twenty-three (23) years after the completion of the Antioch Recycled Water Project, or for such additional period of time as may be provided in the Proposition 50 Integrated Regional Water Management Implementation Grant Agreement No. 07-505-550-0, as amended from time to time. Based on current water use records, the City anticipates that the facilities listed in Section A.6 will jointly use 487 acre-feet per year of recycled water on average.

3. Section A of "**General Provisions**", is hereby amended to add item 9 to read as follows:

9. DDSD will apply for a State Revolving Fund loan through the State Water Resources Control Board Division of Financial Assistance ("State") to fund the portion of Project costs not covered by federal and state grant funding. It is anticipated that the amount of the State loan will be \$6,586,370. Of this loan amount, it is anticipated that sixty-six percent (66%) or \$4,330,923.00, will be used toward City's share of the Project costs. DDSD will act as the loan recipient and will pay off the loan in four quarterly payments per year over a twenty (20) year period. City will reimburse DDSD in full for all loan payments, including interest, fees, and penalties, attributable to that portion of the loan proceeds used toward City's share of the Project costs. Each time DDSD makes a quarterly payment on the loan, City will reimburse DDSD for sixty-six percent (66%) of the quarterly payment. Each City payment to DDSD will be made no later than 30 days after DDSD makes the quarterly payment to the State.

EXECUTED AND APPROVED ON BEHALF OF EACH AGENCY AS SIGNIFIED BY THE SIGNATURES BELOW:

City

Jim Jakel 2/18/09
Jim Jakel, City Manager Date

Attest

Form Approved:

Lynn Tracy Nerland
Lynn Tracy Nerland, City Attorney

Delta Diablo Sanitation District

Gary Darling FOR G.W. DARLINE 3/16/09
Gary Darling, General Manager Date

Denise Jones 3/12/09
Attest Denise Jones, Office Manager/Secretary to the Board

Form Approved:

Mary Ann Mason
Mary Ann Mason, District Counsel

RESOLUTION NO. 2008/69

**RESOLUTION OF THE CITY COUNCIL OF THE CITY OF ANTIOCH
APPROVING AMENDMENT NO. 2 TO THE JOINT POWERS AGREEMENT
BETWEEN THE CITY OF ANTIOCH AND THE DELTA DIABLO SANITATION
DISTRICT (RECYCLED WATER PURVEYORSHIP)**

WHEREAS, the City of Antioch and the Delta Diablo Sanitation District entered into the above-named Joint Powers Agreement dated November 18, 2003, for the provision of recycled water within the boundaries of the City; and

WHEREAS, both Agencies desire to expand recycled water use in their service areas; and

WHEREAS, the City has identified several municipal-owned properties that would realize both economic and water supply benefits by switching to recycled water for irrigation use; and

WHEREAS, the design, permitting and construction of certain conveyance and lateral facilities (Phase I Project) is required in order to convey recycled water to the identified municipal facilities; and

NOW, THEREFORE, BE IT RESOLVED by the City Council of the City of Antioch, that the City Manager is hereby authorized and directed to sign that Amendment No. 2 and future Amendments to the Joint Powers Agreement between the City of Antioch and Delta Diablo Sanitation District, a true copy of which is on file with the City Clerk.

* * * * *

I HEREBY CERTIFY that the foregoing is a true and correct copy of a resolution duly adopted and passed by the City Antioch, California, at a regular meeting thereof held on the 22nd day of July, 2008 by the following vote:

AYES: Council Members Kalinowski, Davis, Moore, Simonsen and Mayor Freitas

NOES: None

ABSENT: None


L. JOLENE MARTIN, City Clerk

MEMORANDUM

from
Office of City Clerk

**STAFF REPORT TO THE ANTIOCH CITY COUNCIL FOR CONSIDERATION
AT THE COUNCIL MEETING OF JANUARY 24, 2012**

Prepared by: Janet Chalk, Deputy City Clerk

Date: January 19, 2012

Re: PRESENTATION BY PFM ON INVESTMENT PORTFOLIO

This will be an oral presentation by PFM on the Investment Portfolio for the City of Antioch.

#2

1-24-12

City of Antioch



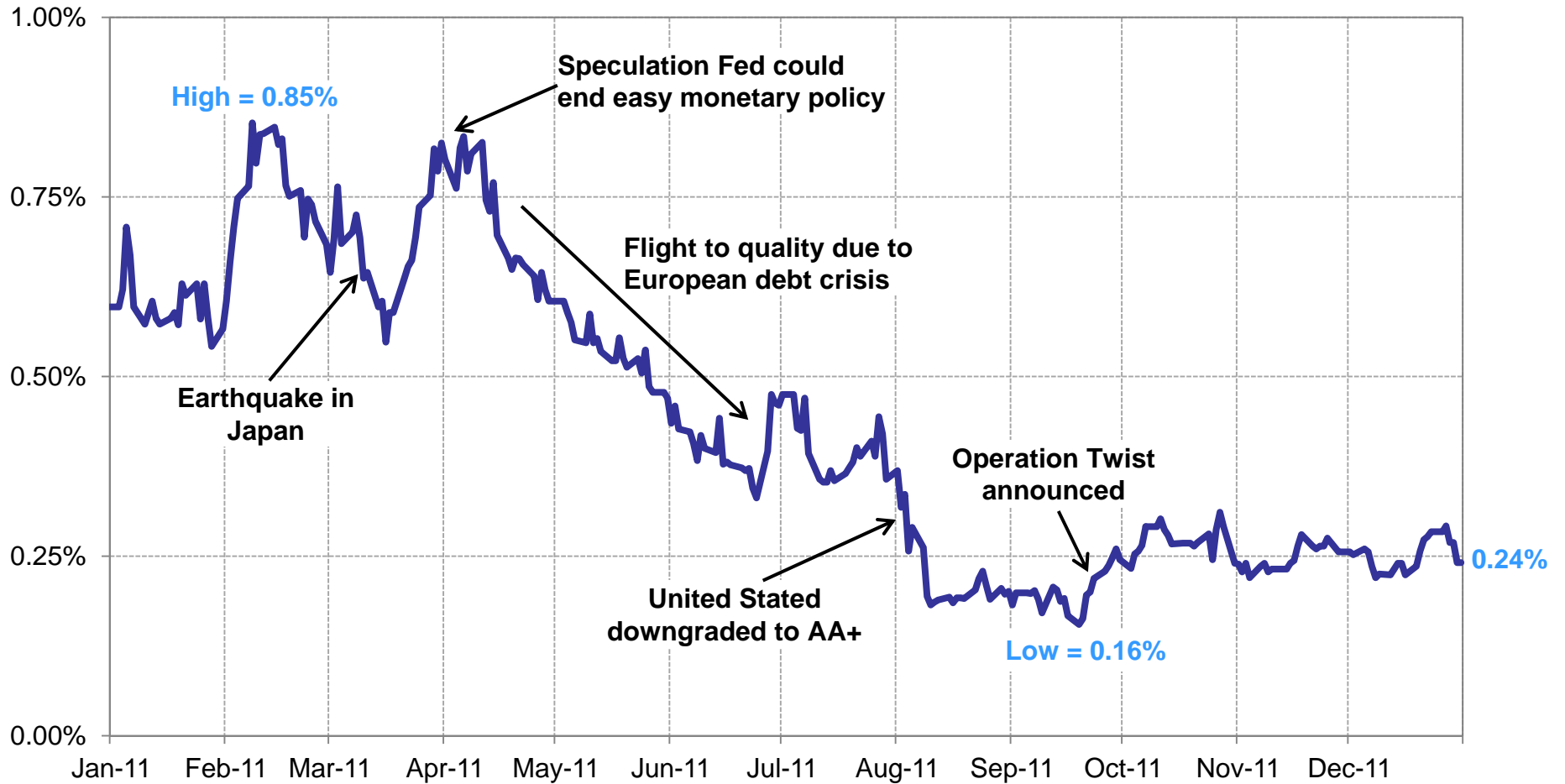
Fourth Quarter 2011 Review of Portfolio January 24, 2011

Sarah Meacham, Senior Managing Consultant
PFM Asset Management LLC
50 California Street, Suite 2300
San Francisco, CA 94111
415-982-5544



Yields End 2011 Lower

2-Year U.S. Treasury Note Yield
January 1, 2011 – December 31, 2011

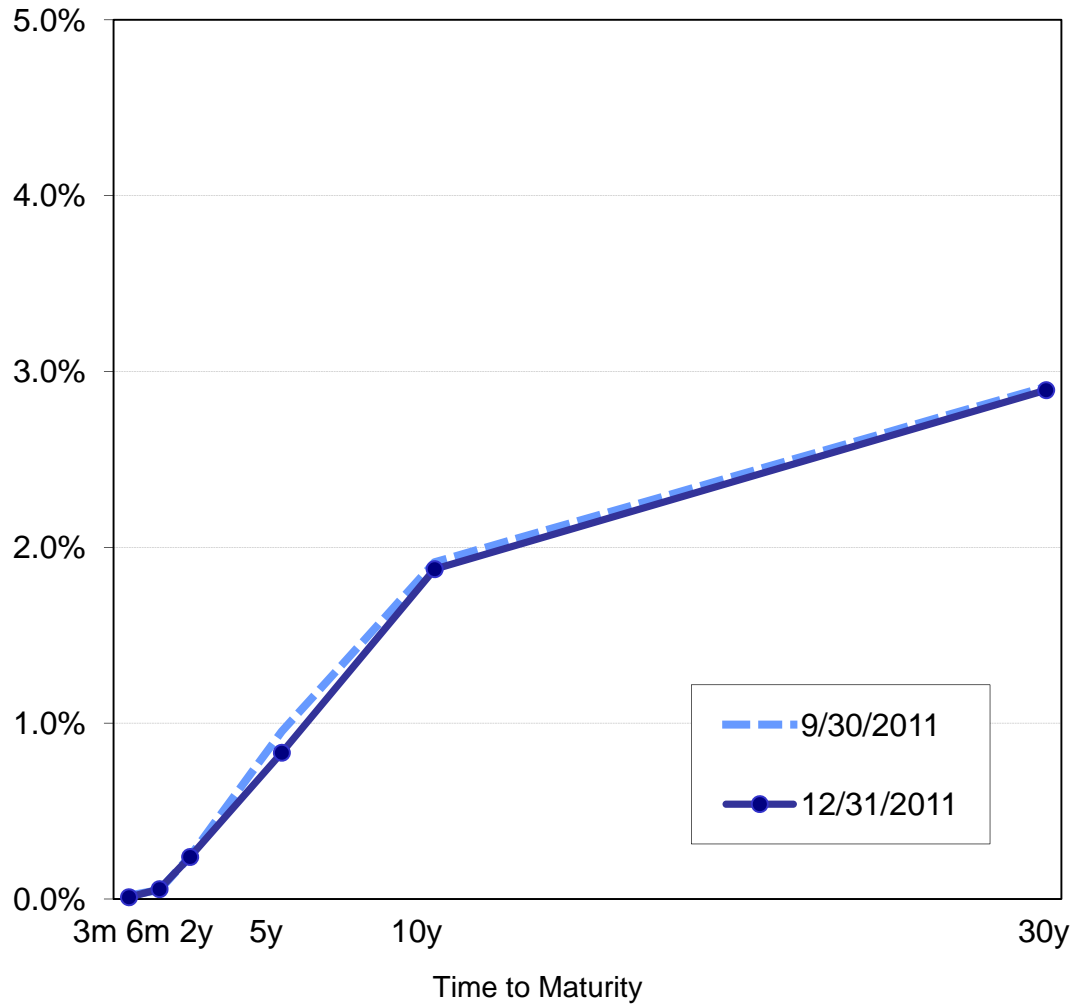


Source: Bloomberg



Fourth Quarter Yields Mostly Unchanged

U.S. Treasury Yield Curve

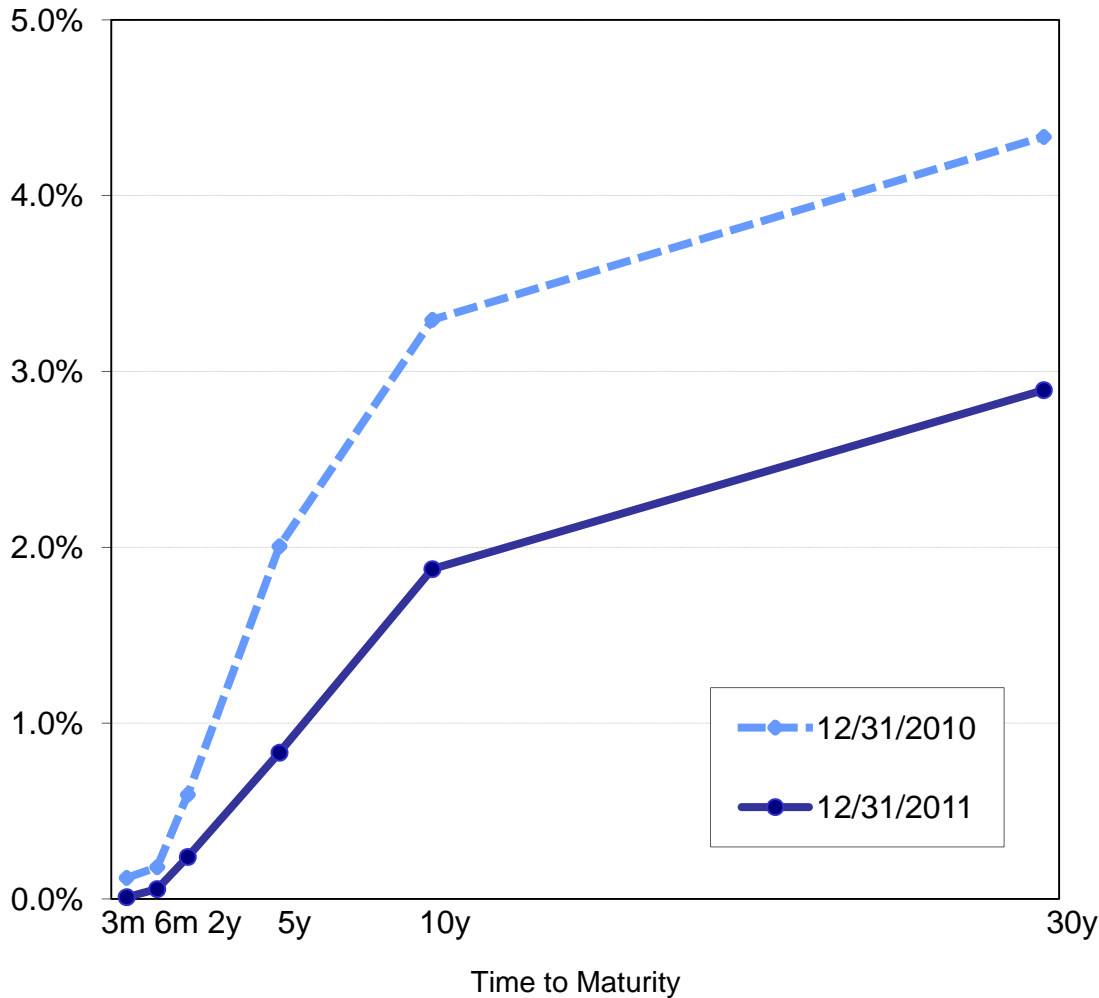


	9/30/11	12/31/11	Difference
3 Month	0.02%	0.01%	-0.01%
6 Month	0.05%	0.06%	0.01%
2 Year	0.24%	0.24%	0.00%
5 Year	0.95%	0.83%	-0.12%
10 Year	1.92%	1.88%	-0.04%
30 Year	2.91%	2.89%	-0.02%



For the Year, Yields Are Substantially Lower

U.S. Treasury Yield Curve



	12/31/10	12/31/11	Difference
3 Month	0.12%	0.01%	-0.11%
6 Month	0.18%	0.06%	-0.12%
2 Year	0.59%	0.24%	-0.35%
5 Year	2.01%	0.83%	-1.18%
10 Year	3.29%	1.88%	-1.41%
30 Year	4.33%	2.89%	-1.44%



Portfolio Complies with Government Code and City's Investment Policy

Security Type	Market Value as of December 31, 2011	Percentage of Portfolio	Permitted by Policy	In Compliance
U.S. Treasuries	\$8,088,553	13%	100%	✓
Federal Agencies	\$32,579,904	51%	100%	✓
Municipal Obligations	\$599,492	1%	100%	✓
Negotiable CDs	\$2,602,400	4%	30%	✓
Corporate Notes	\$10,063,829	16%	30%	✓
Money Market Fund	\$18,441	<1%	20%	✓
LAIF	\$9,151,816	15%	\$40 million	✓
Totals	\$63,104,435	100%		



Change in Portfolio Composition

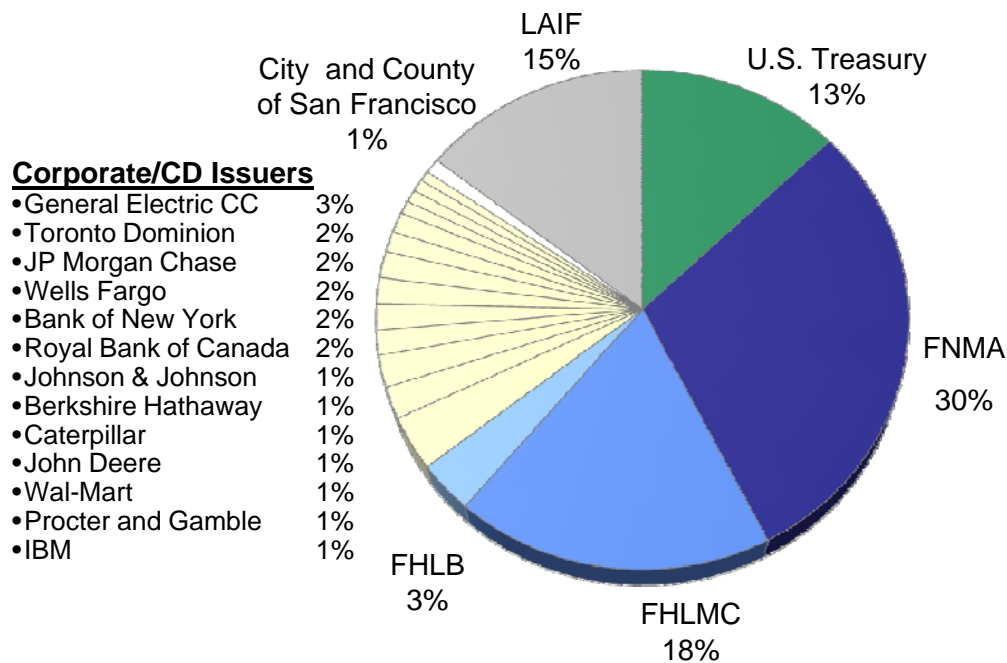
Security Type	Market Value as of 9/30/11	Percentage of Portfolio	Market Value as of 12/31/11	Percentage of Portfolio	Change in Allocation
U.S. Treasuries	\$8,267,645	13%	\$8,088,553	13%	-
Federal Agencies	\$32,223,488	51%	\$32,579,904	51%	-
<i>GSEs</i>	\$31,101,314	49%	\$32,579,904	51%	+2%
<i>FDIC-Guaranteed</i>	\$1,122,174	2%	-	0%	-2%
Municipal Obligations	-	0%	\$599,492	1%	+1%
Negotiable CDs	\$2,597,122	4%	\$2,602,400	4%	-
Corporate Notes	\$10,597,492	17%	\$10,063,829	16%	-1%
Money Market Fund	\$104,269	<1%	\$18,441	<1%	-
LAIF	\$9,143,050	15%	\$9,151,816	15%	-
Totals	\$62,933,066	100%	\$63,104,435	100%	-



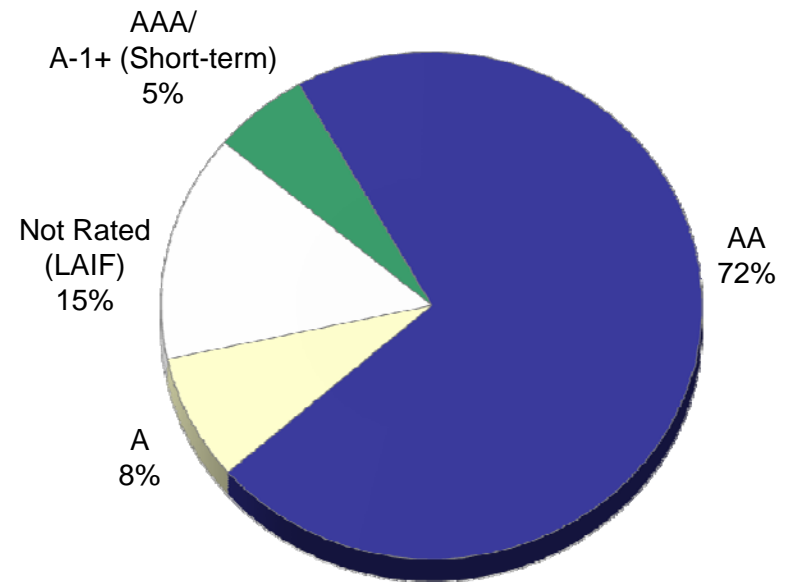
Portfolio Issuer Distribution and Credit Quality

- The portfolio is well diversified and comprises securities with excellent credit quality.
- Diversification was important in the fourth quarter as different asset classes performed very differently.

Issuer Distribution



Credit Quality



- As of December 31, 2011
- Ratings by Standard & Poor's
- Money market fund is rated Aaa by Moody's



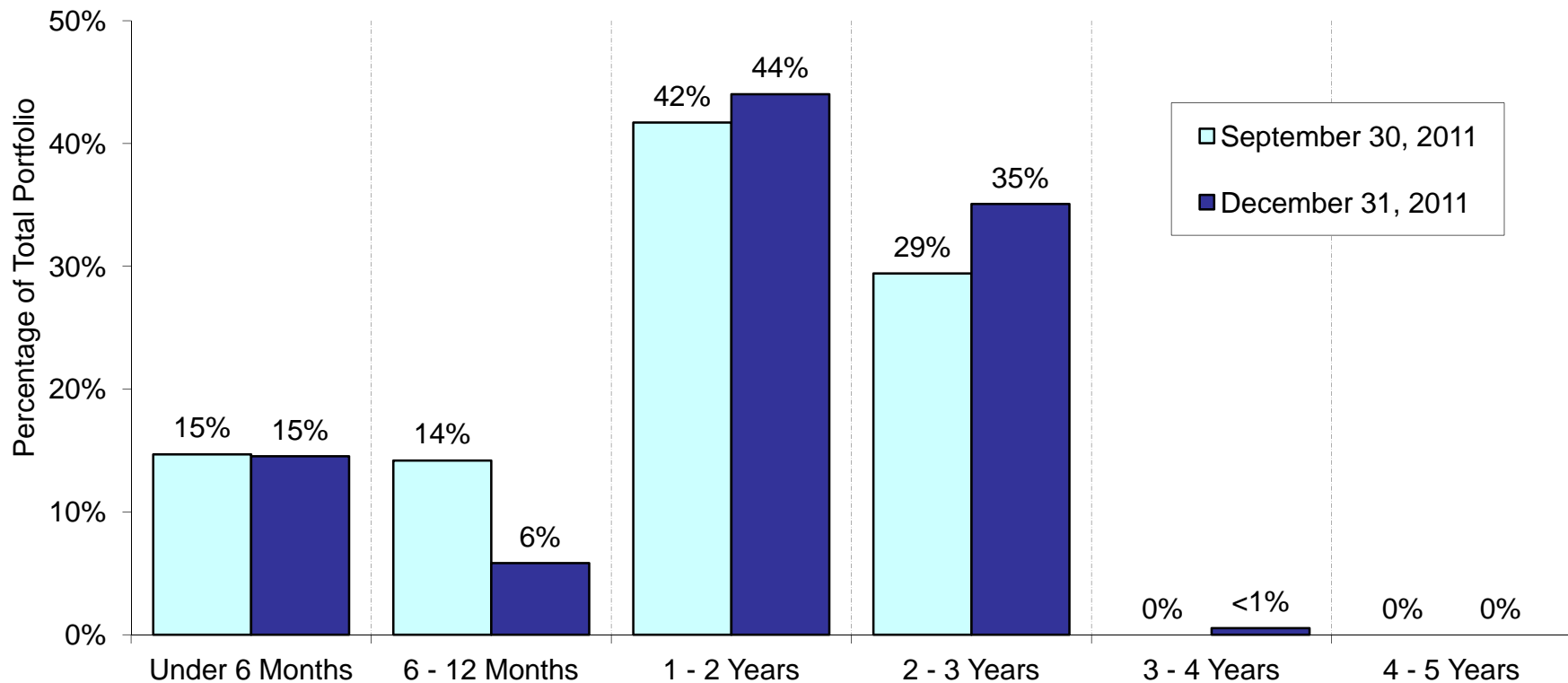
Fourth Quarter Trades

Settle Date	Action	Issuer	Par	Maturity
10/14/11	Sale	State Street Corp (FDIC-Guaranteed)	\$1,100,000	4/30/12
10/14/11	Purchase	U.S. Treasury	\$1,150,000	9/15/14
10/21/11	Sale	FHLMC	\$1,825,000	10/28/13
10/21/11	Purchase	FHLMC	\$1,845,000	10/15/13
10/31/11	Sale	FHLB	\$1,010,000	8/23/12
10/31/11	Sale	U.S. Treasury	\$2,000,000	8/31/12
10/31/11	Purchase	U.S. Treasury	\$3,000,000	3/31/14
11/7/11	Sale	Hewlett Packard	\$575,000	5/30/14
11/7/11	Purchase	U.S. Treasury	\$575,000	7/15/14
11/17/11	Sale	FHLMC	\$2,750,000	7/15/13
11/17/11	Purchase	FNMA	\$2,980,000	8/9/13
11/30/11	Sale	FHLB	\$400,000	9/26/12
11/30/11	Sale	FHLMC	\$590,000	9/22/14
11/30/11	Sale	U.S. Treasury	\$725,000	8/31/12
11/30/11	Sale	U.S. Treasury	\$2,275,000	12/31/12
11/30/11	Purchase	FNMA	\$3,450,000	2/27/14
11/30/11	Purchase	City and County of San Francisco	\$230,000	6/15/14
11/30/11	Purchase	City and County of San Francisco	\$300,000	6/15/15
12/22/11	Sale	JP Morgan Chase	\$1,000,000	8/10/12
12/22/11	Purchase	JP Morgan Chase	\$1,010,000	6/1/14



Portfolio Maturity Distribution

- We invested \$14.5 million in the securities with maturities of 2 to 3.5 years to maintain the duration of the portfolio relative to the benchmark.



• Callable securities in the portfolio are included in the maturity distribution analysis to their stated maturity date, although they may be called prior to maturity.



Total Return

- Even though short-term rates have remained near 0% for more than three years, the portfolio earned a total return of 1.47% over the past year.
- Performance since inception continues to exceed the benchmark.
- The return of the portfolio is coming back in line with the City's 1-3 year benchmark now that the Prewett project that had impacted the City's cash flows is completed.

Total Returns
for periods ending December 31, 2011

	Duration (years)	Past Quarter	Past Year	Past 3 Years	Since Inception
City of Antioch	1.77	0.30%	1.47%	1.62%	4.46%
City's Treasury Benchmark	1.81	0.20%	1.55%	1.63%	4.25%

- Performance on trade-date basis, gross (i.e., before fees) in accordance with the CFA Institute's Global Investment Performance Standards (GIPS).
- Merrill Lynch Indices provided by Bloomberg Financial Markets.
- Excludes LAIF in performance and duration computations.
- Performance numbers for periods one year and greater are presented on an annualized basis.
- The benchmark was the 1-Year Treasury Index prior to the third quarter 2001. From the fourth quarter 2001 through the third quarter 2010, 1-3 Year Treasury Index. The benchmark was changed to the 1-Year Treasury Index in the fourth quarter 2010 because of the City's increased cash needs. Beginning February 2011, the benchmark was changed back to the 1-3 Year Treasury index because the City's cash needs have returned to prior levels.



Federal Reserve's Look Forward

Federal Reserve Economic Forecasts June 2011 vs. November 211

	2012 Forecast		2013 Forecast	
	June	November	June	November
GDP Growth	3.3% - 3.7%	2.5% - 2.9%	3.5% - 4.2%	3.0% - 3.5%
Core PCE Inflation	1.4% - 2.0%	1.5% - 2.0%	1.4% - 2.0%	1.4% - 1.9%
Overall PCE Inflation	1.5% - 2.0%	1.4% - 2.0%	1.5% - 2.0%	1.5% - 2.0%
Unemployment Rate	7.8% - 8.2%	8.5% - 8.7%	7.0% - 7.5%	7.8% - 8.2%

Source: Federal Reserve Bank



First Quarter 2012 Investment Strategy

- Interest rates are expected to remain within a narrow range at current levels due to the unsettled European debt situation and the Fed's increasing support of the U.S. economy.
- Yield curve will likely stay positively sloped making longer maturities and longer duration portfolios more valuable.
- Federal Agency spreads remain attractive for securities with maturities 3 years and longer, but tight spreads on shorter maturities favor U.S. Treasuries.
- Corporate spreads should gradually continue to tighten if economic indicators continue to reflect moderate expansion.
- As the European debt crisis remains unresolved, we will continue to avoid sensitive issuers and certain geographic regions.
- We will strive to maintain the safety of principal while positioning the portfolio for growth and will search for tactical opportunities to enhance return.
- In these changing times, our strategy will remain flexible and may change in response to changes in interest rates, economic data, market outlook or specific opportunities that arise.



Managed Account Detail of Securities Held

For the Month Ending **December 31, 2011**

CITY OF ANTIOCH, CA

Security Type/Description Dated Date/Coupon/Maturity	CUSIP	Par	S&P Rating	Moody's Rating	Trade Date	Settle Date	Original Cost	YTM at Cost	Accrued Interest	Amortized Cost	Market Value
U.S. Treasury Bond / Note											
US TREASURY NOTES DTD 12/31/2010 0.625% 12/31/2012	912828PW4	450,000.00	AA+	Aaa	03/31/11	03/31/11	449,736.33	0.66	7.73	449,849.82	452,109.60
US TREASURY NOTES DTD 01/31/2011 0.625% 01/31/2013	912828PR5	2,775,000.00	AA+	Aaa	02/01/11	02/04/11	2,776,409.18	0.60	7,257.98	2,775,768.43	2,788,550.33
US TREASURY NOTES DTD 03/31/2009 1.750% 03/31/2014	912828KJ8	3,000,000.00	AA+	Aaa	10/27/11	10/31/11	3,098,085.94	0.39	13,340.16	3,091,234.50	3,098,202.00
US TREASURY NOTES DTD 07/15/2011 0.625% 07/15/2014	912828QU7	575,000.00	AA+	Aaa	11/02/11	11/07/11	579,492.19	0.33	1,660.16	579,243.67	579,447.05
US TREASURY NOTES DTD 09/15/2011 0.250% 09/15/2014	912828RG7	1,150,000.00	AA+	Aaa	10/12/11	10/14/11	1,140,701.17	0.53	853.02	1,141,387.80	1,147,125.00
Security Type Sub-Total		7,950,000.00					8,044,424.81	0.49	23,119.05	8,037,484.22	8,065,433.98
Municipal Bond / Note											
SAN FRANCISCO CITY & CNTY GO MUNI NOTES DTD 11/30/2011 5.000% 06/15/2014	797646PU4	230,000.00	AA	Aa2	11/10/11	11/30/11	254,994.10	0.68	990.28	254,153.15	254,817.00
SAN FRANCISCO CITY & CNTY GO MUNI NOTES DTD 11/30/2011 5.000% 06/15/2015	797646PV2	300,000.00	AA	Aa2	11/10/11	11/30/11	341,313.00	1.03	1,291.67	340,324.18	342,393.00
Security Type Sub-Total		530,000.00					596,307.10	0.88	2,281.95	594,477.33	597,210.00
Federal Agency Bond / Note											
FHLMC NOTES DTD 02/04/2011 0.750% 03/28/2013	3137EACS6	1,850,000.00	AA+	Aaa	03/25/11	03/28/11	1,846,411.00	0.85	3,584.38	1,847,765.16	1,860,308.20
FHLMC GLOBAL NOTES DTD 03/04/2010 1.625% 04/15/2013	3137EACJ6	2,135,000.00	AA+	Aaa	03/03/10	03/04/10	2,132,011.00	1.67	7,324.24	2,133,739.15	2,170,876.54
FHLMC GLOBAL REFERENCE NOTES DTD 03/14/2008 3.500% 05/29/2013	3137EABJ7	575,000.00	AA+	Aaa	03/19/10	03/22/10	604,854.00	1.81	1,788.89	588,436.07	600,574.85



Managed Account Detail of Securities Held

For the Month Ending **December 31, 2011**

CITY OF ANTIOCH, CA

Security Type/Description Dated Date/Coupon/Maturity	CUSIP	Par	S&P Rating	Moody's Rating	Trade Date	Settle Date	Original Cost	YTM at Cost	Accrued Interest	Amortized Cost	Market Value
Federal Agency Bond / Note											
FNMA NOTES DTD 06/17/2011 0.500% 08/09/2013	3135G0BR3	2,980,000.00	AA+	Aaa	11/16/11	11/17/11	2,983,129.00	0.44	5,877.22	2,982,909.31	2,987,029.82
FNMA NOTES DTD 07/09/2010 1.250% 08/20/2013	31398AX31	2,500,000.00	AA+	Aaa	03/31/11	03/31/11	2,511,400.00	1.06	11,371.53	2,507,851.33	2,534,990.00
FHLB GLOBAL NOTES DTD 07/21/2011 0.500% 08/28/2013	313374Y61	2,075,000.00	AA+	Aaa	07/20/11	07/21/11	2,072,115.75	0.57	3,544.79	2,072,721.77	2,078,784.80
FNMA NOTES (CALLABLE) DTD 09/19/2011 0.500% 09/19/2013	3135G0DE0	2,300,000.00	AA+	Aaa	09/01/11	09/19/11	2,300,000.00	0.50	3,258.33	2,300,000.00	2,298,606.20
FANNIE MAE GLOBAL NOTES DTD 08/06/2010 1.000% 09/23/2013	31398A2S0	1,825,000.00	AA+	Aaa	03/02/11	03/03/11	1,820,182.00	1.11	4,968.06	1,821,730.11	1,843,879.63
FREDDIE MAC GLOBAL NOTES DTD 10/20/2011 0.500% 10/15/2013	3134G23H3	1,845,000.00	AA+	Aaa	10/20/11	10/21/11	1,844,372.70	0.52	1,819.38	1,844,433.92	1,842,236.19
FNMA GLOBAL BENCHMARK NOTES DTD 09/26/2003 4.625% 10/15/2013	31359MTG8	2,775,000.00	AA+	Aaa	07/29/11	08/03/11	3,020,687.40	0.57	27,094.79	2,975,007.79	2,984,221.13
FNMA GLOBAL NOTES DTD 02/01/2011 1.250% 02/27/2014	3135G0AP8	1,900,000.00	AA+	Aaa	03/17/11	03/18/11	1,903,876.00	1.18	8,180.56	1,902,855.53	1,927,470.20
FNMA GLOBAL NOTES DTD 02/01/2011 1.250% 02/27/2014	3135G0AP8	3,450,000.00	AA+	Aaa	11/28/11	11/30/11	3,499,990.50	0.60	14,854.17	3,498,084.20	3,499,880.10
FNMA NOTES DTD 07/18/2011 0.875% 08/28/2014	3135G0BY8	575,000.00	AA+	Aaa	09/29/11	09/30/11	578,588.00	0.66	1,719.01	578,279.32	577,805.43
FHLMC NOTES DTD 08/12/2011 0.500% 09/19/2014	3134G2YJ5	1,600,000.00	AA+	Aaa	09/20/11	09/21/11	1,597,863.68	0.55	2,266.67	1,598,060.54	1,594,992.00
FREDDIE MAC GLOBAL NOTES DTD 08/05/2011 0.750% 09/22/2014	3134G2WG3	910,000.00	AA+	Aaa	09/28/11	09/30/11	911,820.00	0.68	1,876.88	911,666.93	913,244.15
FREDDIE MAC GLOBAL NOTES DTD 08/05/2011 0.750% 09/22/2014	3134G2WG3	2,750,000.00	AA+	Aaa	08/30/11	08/31/11	2,764,410.00	0.58	5,671.88	2,762,849.98	2,759,803.75
Security Type Sub-Total		32,045,000.00					32,391,711.03	0.77	105,200.78	32,326,391.11	32,474,702.99

Corporate Note



Managed Account Detail of Securities Held

For the Month Ending **December 31, 2011**

CITY OF ANTIOCH, CA

Security Type/Description	Dated Date/Coupon/Maturity	CUSIP	Par	S&P Rating	Moody's Rating	Trade Date	Settle Date	Original Cost	YTM at Cost	Accrued Interest	Amortized Cost	Market Value
Corporate Note												
GENERAL ELECTRIC CAPITAL CORP (FLOAT) NT DTD 11/01/2006 0.559% 11/01/2012		36962GZ49	1,080,000.00	AA+	Aa2	01/19/10	01/22/10	1,056,457.08	1.22	1,023.78	1,073,493.94	1,080,450.36
WELLS FARGO & COMPANY GLOBAL SR NOTES DTD 01/31/2008 4.375% 01/31/2013		949746NY3	1,000,000.00	A+	A2	01/20/11	01/25/11	1,058,400.00	1.42	18,350.69	1,031,536.09	1,033,501.00
BANK OF NEW YORK MELLON SR NOTES DTD 08/27/2008 5.125% 08/27/2013		06406HBK4	1,000,000.00	A+	Aa2	04/05/11	04/08/11	1,086,260.00	1.43	17,652.78	1,060,158.97	1,063,966.00
GENERAL ELECTRIC CAPITAL CORP NOTES DTD 09/16/2010 1.875% 09/16/2013		36962G4O4	1,100,000.00	AA+	Aa2	04/05/11	04/08/11	1,099,494.00	1.89	6,015.63	1,099,646.92	1,113,548.70
JOHN DEERE CAPITAL CORP NOTE DTD 03/03/2011 1.600% 03/03/2014		24422ERA9	500,000.00	A	A2	02/28/11	03/03/11	499,505.00	1.63	2,622.22	499,639.26	508,216.00
CATERPILLAR FINANCIAL SE CORP NOTE DTD 04/01/2011 1.650% 04/01/2014		14912L4T5	250,000.00	A	A2	03/24/11	04/01/11	250,197.50	1.62	1,031.25	250,148.99	253,357.75
WAL MART STORES INC. CORP NOTES DTD 04/18/2011 1.625% 04/15/2014		931142DA8	405,000.00	AA	Aa2	04/11/11	04/18/11	403,906.50	1.72	1,389.38	404,158.38	413,904.74
IBM CORP GLOBAL NOTES DTD 05/12/2011 1.250% 05/12/2014		459200GW5	815,000.00	A+	Aa3	05/09/11	05/12/11	814,233.90	1.28	1,386.63	814,393.97	824,265.74
JOHNSON & JOHNSON GLOBAL NOTE DTD 05/20/2011 1.200% 05/15/2014		478160AX2	1,000,000.00	AAA	Aaa	05/17/11	05/20/11	998,830.00	1.24	1,533.33	999,066.73	1,015,433.00
CATERPILLAR FINANCIAL SE NOTES DTD 05/20/2011 1.375% 05/20/2014		14912L4V0	275,000.00	A	A2	05/17/11	05/20/11	274,854.25	1.39	430.64	274,883.60	278,442.73
JP MORGAN CHASE & CO NOTES DTD 05/18/2009 4.650% 06/01/2014		46625HHN3	1,010,000.00	A	Aa3	12/19/11	12/22/11	1,062,853.30	2.43	3,913.75	1,062,325.81	1,066,446.88
PROCTER & GAMBLE CO CORP NOTES DTD 08/15/2011 0.700% 08/15/2014		742718DU0	500,000.00	AA-	Aa3	08/10/11	08/15/11	497,945.00	0.84	1,322.22	498,201.08	502,437.00
BERKSHIRE HATHAWAY INC (FLOATING) NOTES DTD 08/15/2011 1.157% 08/15/2014		084670BA5	850,000.00	AA+	Aa2	08/10/11	08/15/11	850,000.00	0.98	1,284.19	850,000.00	851,903.15





Managed Account Detail of Securities Held

For the Month Ending **December 31, 2011**

CITY OF ANTIOCH, CA

Security Type/Description Dated Date/Coupon/Maturity	CUSIP	Par	S&P Rating	Moody's Rating	Trade Date	Settle Date	Original Cost	YTM at Cost	Accrued Interest	Amortized Cost	Market Value
Security Type Sub-Total		9,785,000.00					9,952,936.53	1.49	57,956.49	9,917,653.74	10,005,873.05
Certificate of Deposit											
TORONTO DOMINION BANK NY CERT DEPOS DTD 08/16/2011 0.450% 08/13/2012	89112Y4H3	1,300,000.00	A-1+	P-1	08/12/11	08/16/11	1,300,000.00	0.45	2,242.50	1,300,000.00	1,298,791.04
ROYAL BANK OF CANADA NY CERT DEPOS DTD 08/26/2011 0.500% 08/24/2012	78009J7L3	1,300,000.00	A-1+	P-1	08/23/11	08/26/11	1,300,000.00	0.50	2,311.11	1,300,000.00	1,299,055.54
Security Type Sub-Total		2,600,000.00					2,600,000.00	0.48	4,553.61	2,600,000.00	2,597,846.58
Managed Account Sub-Total		52,910,000.00					53,585,379.47	0.85	193,111.88	53,476,006.40	53,741,066.60
Securities Sub-Total		\$52,910,000.00					\$53,585,379.47	0.85%	\$193,111.88	\$53,476,006.40	\$53,741,066.60
Accrued Interest											\$193,111.88
Total Investments											\$53,934,178.48

**STAFF REPORT TO THE CITY COUNCIL
FOR CONSIDERATION AT THE MEETING OF JANUARY 24, 2012**

Prepared by: Tina Wehrmeister, Community Development Director 
Dawn Merchant, Finance Director 

Reviewed by: Jim Jakel, City Manager

Date: January 19, 2012

Subject: **Successor Agency to the Antioch Development Agency
Adoption of Amended Enforceable Obligation Payment Schedule**

RECOMMENDATION

It is recommended that the City Council take the following actions:

1. Adopt the resolution agreeing to retain the housing assets and functions of the Antioch Development Agency, thereby opting to become the Successor Housing Agency.
2. Adopt the resolution opting to become the Successor Agency to the Antioch Development Agency (consistent with Council's previous direction).
3. Adopt the resolution approving the Amended Enforceable Obligation Payment Schedule as the Successor Agency to the Antioch Development Agency.

DISCUSSION

On December 29, 2011 the California Supreme Court issued a decision in the *California Redevelopment Association v. Matosantos* case. The case addressed the legality of the State budget bills to dissolve redevelopment agencies and redirect redevelopment assets and funds to State obligations, unless the cities and counties opted to make voluntary payments to the State. The Court found the Dissolution Act (AB1x 26) constitutional and the Alternative Redevelopment Program Act (AB1x 27) unconstitutional. This means that the legislation abolishing redevelopment agencies is in effect and there is no voluntary payment option to keep redevelopment agencies operating. The City will now have fewer resources for economic development, infrastructure improvements, elimination of blight and affordable housing projects.

On January 10, 2012 the Council received and filed a report on the Dissolution Act and decided to become the Successor Agency to the Antioch Development Agency (ADA). Although not required, staff has prepared a resolution memorializing this decision (action item 2 above). The next items to address prior to dissolution of the ADA on February 1st are whether or not to become the Successor Housing Agency for housing related functions

of the ADA and adoption of an Amended Enforceable Obligation Payment Schedule (EOPS).

Successor Housing Agency

All redevelopment areas are required to set-aside 20% of the tax increment for affordable housing projects and programs. The Antioch Development Agency has been able to provide funding for a variety of programs and projects such as:

- first time home buyer program
- homeowner and rental housing rehabilitation
- housing counseling and legal aid
- homeless and emergency shelter services
- loans to several affordable housing projects including Terrace Glen, Pinecrest, and Eden Housing I & II
- loans to several affordable senior housing projects including Hillcrest Terrace, Rivertown Senior Apartments, and Tabora Gardens

Under the Dissolution Act, funding for programs and future projects such as those listed above will be eliminated. Qualified activities may be eligible for CDBG funding in future funding cycles however; this program is constrained by a 15% cap for public services. Programs such as the rehabilitation program could be funded by CDBG with no constraints for housing activities but this would reduce the amount of funds for other services.

The action before the Council is to determine if the City will become the Successor Housing Agency to the Housing Fund. The Successor Housing Agency will assume the housing functions and take over the housing assets of the former redevelopment agency, except for fund balance, along with related rights, powers, liabilities, duties and obligations. The fund balance is transferred to the County for redistributions to other entities like schools and special districts. Unless alternative funding for housing programs is identified, this means that the City would only continue administrative functions associated with outstanding loans and agreements. One outstanding agreement exists with Vista Diablo Mobile Home Park and is covered under the EOPS discussed below. Attachment "A" outlines the tasks of the Housing Coordinator to better understand the functions that the City as Successor Housing Agency would be undertaking.

At this time there are uncertainties regarding becoming the Successor Housing Agency due to lack of clarity in the Dissolution Act. It is the opinion of outside legal counsel that the City will be able to recoup administrative costs of the Successor Housing Agency and will be able to keep future loan repayments and other revenue to fund affordable housing programs and/or projects. Attachment "B" is a list of Housing Fund loans (i.e. assets that would be transferred to the City). Since the Act is unclear on these points, there is a potential General Fund impact if future legislation does not allow the City to recoup administrative costs and revenues.

The Council should also be aware that there is state legislation being proposed to preserve Housing Fund balances. If Housing funds remain with the Successor Housing Agency the activities and programs could be reestablished.

Should the Council not elect to become the Successor Housing Agency, housing functions and all related assets will be transferred to the local Housing Authority. In Antioch's case that would be the Housing Authority of the County of Contra Costa. Despite the risk to the General Fund, staff feels that benefits of having discretion over the former Housing Fund assets and obligations outweigh this risk and therefore the recommendation is to elect to become the Successor Housing Agency.

Amended Enforceable Obligation Payment Schedule

On August 25th, the Agency adopted resolution ADA-450 adopting an Enforceable Obligation Schedule (EOPS) pursuant to AB 1X26. The EOPS outlines administrative, contractual and bonded indebtedness expenses of the Agency to be paid over the life of the Agency. As a result of the Dissolution Act, successor agencies (the City in our case) are required to review the EOPS adopted by the redevelopment agency, modify if necessary, and readopt it. Staff has reviewed the EOPS and determined that some modifications are required. The revised EOPS details obligations of the agency as of January 1, 2012 (see Exhibit 1 to resolution). The major revisions to the prior EOPS reflect the consolidation of all administrative costs into one line item, updating payments by month for the period of January through June 2012, and updating the outstanding balances of obligations as of January 1, 2012.

Staff is recommending the City, as Successor Agency, approve the attached resolution identifying enforceable obligations.

Next Steps Of Successor Agency Regarding Obligations

By March 1st, the City, as Successor Agency, must then adopt a Recognized Obligation Payment Schedule (ROPS) which will replace the EOPS. This will become a permanent schedule of obligations of the former redevelopment agency that will be used by the County Auditor-Controller to allocate property tax increment to the City to pay the obligations listed on the ROPS and will be effective May 1st and last until June 30th. The ROPS is subject to the approval of the State Controller, State Department of Finance and the Oversight Board (still to be created) and must be submitted to all agencies by April 15th. The City, as Successor Agency, will then only be able to pay those obligations listed on the approved ROPS. The ROPS must be updated twice a year to reflect six months of payments due until all obligations are paid; therefore, the ROPS will need to be updated to reflect payments due from the period of July 1 – December 31, 2012, etc.

FISCAL IMPACT

While there are still a lot of unknowns regarding the dissolution and exact administrative costs to wind down operations, financial impacts to the City are unknown at this time. It is possible that staff assumptions on the EOPS and subsequent ROPS may be revisited and challenged by the State and Oversight Board that is established. Staff will provide on-going communications to Council as we get more definitive information.

OPTIONS

The Council may choose to not become the Successor Housing Agency turning the Housing Fund rights, powers, liabilities, duties and obligations over to the Housing Authority of the County of Contra Costa.

The City is required to re-adopt the EOPS so no options are presented for that item unless the City Council wants to modify specific enforceable obligations.

ATTACHMENTS

- A. Administrative tasks of the Housing Coordinator
- B. Housing Fund loans

RESOLUTION NO. 2012/**

RESOLUTION OF THE CITY COUNCIL OF THE CITY OF ANTIOCH AGREEING TO RETAIN THE HOUSING ASSETS AND FUNCTIONS OF THE ANTIOCH DEVELOPMENT AGENCY

WHEREAS, pursuant to the Community Redevelopment Law (Health and Safety Code Sections 33000 *et seq.*), on July 15, 1975, the City Council of the City of Antioch ("City") created the Antioch Development Agency pursuant to Ordinance No. 290-C-S; and

WHEREAS, as part of the 2011-2012 State budget bill, the California State Legislature enacted, and the Governor signed, companion bills AB 1X 26 and AB 1X 27 (together known as the "Redevelopment Restructuring Acts"), which eliminated every redevelopment agency unless the community that created it adopted an ordinance ("Continuation Ordinance") agreeing to participate in an Alternative Voluntary Redevelopment Program ("Alternate Redevelopment Program") which required the payment of an annual "community remittance" payment; and

WHEREAS, Health and Safety Code Section 34169, enacted as part of the Redevelopment Restructuring Acts, required redevelopment agencies to adopt within 60 days of the enactment of AB 1X 26, an Enforceable Obligation Payment Schedule ("EOPS") to serve as the basis for the payment of the agency's outstanding financial obligations if the City did not adopt the Continuation Ordinance and the agency was dissolved; and

WHEREAS, on July 26, 2011, the City Council introduced a Continuation Ordinance as Ordinance No. 2050-C-S to participate in the Alternate Redevelopment Program pursuant to the Redevelopment Restructuring Acts and on August 9, 2011 adopted Ordinance No. 2050-C-S; and

WHEREAS, on July 18, 2011, the League of California Cities and the California Redevelopment Association filed suit in the Supreme Court of the State of California, *California Redevelopment Association v. Matosantos* (Case No. S194861), challenging the constitutionality of and requesting a stay of enforcement of AB 1X 26 and AB 1X 27 ("Lawsuit"); and

WHEREAS, pursuant to ADA Resolution 450 dated August 25, 2011, the Antioch Development Agency approved and adopted the Enforceable Obligation Payment Schedule ("EOPS") as shown on the exhibit to that resolution, in accordance with Health and Safety Code Section 34167 and 34169, and confirmed that the annual budget process, including the budgets for Fiscal Years 2011 and 2012, reflect the understanding and agreement with the City for the Agency to pay the City for staffing, administrative charges and other costs to operate the Agency with these costs and charges reimbursed from future tax increment and constituting enforceable obligations of the Agency; and

WHEREAS, pursuant to Resolution No. 2011/56 dated August 25, 2011, the City Council reaffirmed that the annual budget process, including the budgets for Fiscal Years 2011 and 2012, reflects the understanding and agreement between the City and Antioch Development Agency for the Agency to pay the City for staffing, administrative charges and other costs to operate the Agency with these costs and charges reimbursed from future tax increment and constituting enforceable obligations of the Agency and

WHEREAS, on December 29, 2011, the California Supreme Court issued its opinion in the Lawsuit upholding AB 1X 26, which dissolves all redevelopment agencies, and striking down AB 1X 27, which had allowed redevelopment agencies, including the Antioch Development Agency, to participate in the Alternate Redevelopment Program; thereby requiring the dissolution of all redevelopment agencies by February 1, 2012; and

WHEREAS, pursuant to AB 1X 26 now codified in part as Health and Safety Code section 34176, the City of Antioch could elect to retain the housing assets and functions of the Antioch Development Agency; and

WHEREAS, subject to a reservation of rights to challenge the validity of AB 1X 26 or any part of it, the City Council has determined to retain the housing assets and functions of the Antioch Development Agency under the current legislative scheme, but reserves its rights to revisit the issue if the Redevelopment Restructuring Acts are amended by future legislation or struck down by the courts and the City waives no rights by taking this action;

NOW, THEREFORE, BE IT RESOLVED by the City Council of the City of Antioch that subject to a reservation of rights to challenge the validity of AB 1X 26 or any part of it, the City determines to retain the housing assets and functions previously performed by the Antioch Development Agency, but reserves its rights to revisit the issue if the Redevelopment Restructuring Acts are amended by future legislation or struck down by the courts and the City waives no rights by taking this action; and

BE IT FURTHER RESOLVED, that the City Manager, or his designee, is hereby authorized to take such additional actions, and to execute all documents necessary and appropriate, for the City to transfer the assets of the Agency to the City, in its capacity as Successor Agency to the Agency, pursuant to Sections 34175 and 34176 of the Redevelopment Law; and

BE IT FURTHER RESOLVED, that the City Manager, or his designee, is hereby directed to file a copy of this resolution with the County Auditor-Controller.

* * * * *

The foregoing resolution was passed and adopted by the City Council of the City of Antioch at a regular meeting thereof, held on the 24th day of January 2012, by the following vote:

AYES:

NOES:

ABSENT:

DENISE SKAGGS, CITY CLERK

RESOLUTION NO. 2012/**

**RESOLUTION OF THE CITY COUNCIL OF THE CITY OF ANTIOCH CONFIRMING THAT
THE CITY OF ANTIOCH WILL BE THE SUCCESSOR AGENCY
TO THE ANTIOCH DEVELOPMENT AGENCY**

WHEREAS, pursuant to the Community Redevelopment Law (Health and Safety Code Sections 33000 *et seq.*), on July 15, 1975, the City Council of the City of Antioch ("City") created the Antioch Development Agency pursuant to Ordinance No. 290-C-S; and

WHEREAS, as part of the 2011-2012 State budget bill, the California State Legislature enacted, and the Governor signed, companion bills AB 1X 26 and AB 1X 27 (together known as the "Redevelopment Restructuring Acts"), which eliminated every redevelopment agency unless the community that created it adopted an ordinance ("Continuation Ordinance") agreeing to participate in an Alternative Voluntary Redevelopment Program ("Alternate Redevelopment Program") which required the payment of an annual "community remittance" payment; and

WHEREAS, Health and Safety Code Section 34169, enacted as part of the Redevelopment Restructuring Acts, required redevelopment agencies to adopt within 60 days of the enactment of AB 1X 26, an Enforceable Obligation Payment Schedule ("EOPS") to serve as the basis for the payment of the agency's outstanding financial obligations if the City did not adopt the Continuation Ordinance and the agency was dissolved; and

WHEREAS, on July 26, 2011, the City Council introduced a Continuation Ordinance as Ordinance No. 2050-C-S to participate in the Alternate Redevelopment Program pursuant to the Redevelopment Restructuring Acts and on August 9, 2011 adopted Ordinance No. 2050-C-S; and

WHEREAS, on July 18, 2011, the League of California Cities and the California Redevelopment Association filed suit in the Supreme Court of the State of California, *California Redevelopment Association v. Matosantos* (Case No. S194861), challenging the constitutionality of and requesting a stay of enforcement of AB 1X 26 and AB 1X 27 ("Lawsuit"); and

WHEREAS, pursuant to ADA Resolution 450 dated August 25, 2011, the Antioch Development Agency approved and adopted the Enforceable Obligation Payment Schedule ("EOPS") as shown on the attachment to that resolution, in accordance with Health and Safety Code Section 34167 and 34169, and confirmed that the annual budget process, including the budgets for Fiscal Years 2011 and 2012, reflect the understanding and agreement with the City for the Agency to pay the City for staffing, administrative charges and other costs to operate the Agency with these costs and charges reimbursed from future tax increment and constituting enforceable obligations of the Agency; and

WHEREAS, pursuant to Resolution No. 2011/56 dated August 25, 2011, the City Council reaffirmed that the annual budget process, including the budgets for Fiscal Years 2011 and 2012, reflects the understanding and agreement between the City and Antioch Development Agency for the Agency to pay the City for staffing, administrative charges and other costs to operate the Agency with these costs and charges reimbursed from future tax increment and constituting enforceable obligations of the Agency and

WHEREAS, on December 29, 2011, the California Supreme Court issued its opinion in the Lawsuit upholding AB 1X 26, which dissolves all redevelopment agencies, and striking down AB 1X 27, which had allowed redevelopment agencies, including the Antioch Development Agency, to participate in the Alternate Redevelopment Program; thereby requiring the dissolution of all redevelopment agencies by February 1, 2012; and

WHEREAS, pursuant to AB 1X 26 now codified in part as Health and Safety Code section 34173, the City of Antioch would automatically become the Successor Agency of the Antioch Development Agency unless it affirmatively elects not to serve as the Successor Agency;

WHEREAS, subject to a reservation of rights to challenge the validity of AB 1X 26 or any part of it, the City Council confirms its intention to serve as the Successor Agency to the Antioch Development Agency under the current legislative scheme, but reserves its rights to revisit the issue if the Redevelopment Restructuring Acts are amended by future legislation or struck down by the courts and the City waives no rights by taking this action;

NOW, THEREFORE, BE IT RESOLVED by the City Council of the City of Antioch that subject to a reservation of rights to challenge the validity of AB 1X 26 or any part of it, the City confirms its intention to serve as the Successor Agency to the Antioch Development Agency, but reserves its rights to revisit the issue if the Redevelopment Restructuring Acts are amended by future legislation or struck down by the courts and the City waives no rights by taking this action; and

BE IT FURTHER RESOLVED, that the City Manager, or his designee, is hereby authorized to take such additional actions, and to execute all documents necessary and appropriate, for the City to transfer the assets of the Agency to the City, in its capacity as Successor Agency to the Agency, pursuant to Sections 34175 and 34176 of the Redevelopment Law; and

BE IT FURTHER RESOLVED, that the City Manager, or his designee, is hereby directed to file a copy of this resolution with the County Auditor-Controller.

* * * * *

The foregoing resolution was passed and adopted by the City Council of the City of Antioch at a regular meeting thereof, held on the 24th day of January 2012, by the following vote:

AYES:

NOES:

ABSENT:

DENISE SKAGGS, CITY CLERK

RESOLUTION NO. 2012/**

**RESOLUTION OF THE CITY COUNCIL OF THE CITY OF ANTIOCH ADOPTING AN
AMENDED ENFORCEABLE OBLIGATIONS PAYMENT SCHEDULE ("EOPS") AS
SUCCESSOR AGENCY TO THE
ANTIOCH DEVELOPMENT AGENCY**

WHEREAS, pursuant to the Community Redevelopment Law (Health and Safety Code Sections 33000 *et seq.*), on July 15, 1975, the City Council of the City of Antioch ("City") created the Antioch Development Agency ("Agency") pursuant to Ordinance No. 290-C-S; and

WHEREAS, also in accordance with the Community Redevelopment Law and pursuant to Ordinance No.290-C-S on July 15, 1975, the City Council approved and adopted the Redevelopment Plan for the Antioch Development Agency Project Area (the "Redevelopment Plan") that was subsequently amended and expanded to include Project Areas 1, 2, 3, 4, and 4.1 as follows:

1. The Redevelopment Plan for Project Area 1 was originally adopted pursuant to Ordinance No. 398-C-S on April 10, 1979 and subsequently amended pursuant to Ordinance No. 653-C-S on November 12, 1986, Ordinance No. 963-C-S on October 26, 1999, Ordinance No. 964-C-S on October 26, 1999, Ordinance No.1096-C-S on July 10, 2007. The Redevelopment Plan for Project Areas 1,2,3,4 and 4.1 was also addressed in Ordinance No. 1095-C-S on July 10, 2007, particularly as to extending certain time limits.
2. The Redevelopment Plan for Project Area 2 was originally adopted pursuant to Ordinance No. 584-C-S on July 17, 1984 and subsequently specifically amended pursuant to Ordinance No. 967-C-S on December 7, 1999. The Redevelopment Plan for Project Areas 1,2,3,4 and 4.1 was also addressed in Ordinance No. 1095-C-S on July 10, 2007, particularly as to extending certain time limits.
3. The Redevelopment Plan for the Antioch Redevelopment Project Area 3 was originally adopted by Ordinance No. 660-C-S and subsequently specifically amended by Ordinance No. 967-C-S on December 7, 1999. The Redevelopment Plan for Project Areas 1,2,3,4 and 4.1 was also addressed in Ordinance No. 1095-C-S on July 10, 2007, particularly as to extending certain time limits.
4. The Redevelopment Plan for Project Area 4 was originally adopted by Ordinance No. 752-C-S on July 11, 1989 and subsequently specifically amended by Ordinance No. 789-C-S on August 14, 1990 referred to as Project Area 4.1 and further amended by Ordinance No. 967-C-S on December 7, 1999. The Redevelopment Plan for Project Areas 1,2,3,4 and 4.1 was also addressed in Ordinance No. 1095-C-S on July 10, 2007, particularly as to extending certain time limits.

WHEREAS, the Agency was responsible for implementing the Redevelopment Plan pursuant to the Redevelopment Law and its most recent Implementation Plan approved on June 28, 2011 pursuant to ADA Resolution No. 448 with the understanding

that the Agency would reimburse the City for costs for staff, administration and other costs; and

WHEREAS, since adoption of the Redevelopment Plan, the Agency engaged in activities to execute and implement the Redevelopment Plans and Implementation Plans pursuant to the provisions of the Community Redevelopment Law to eliminate blight, to improve public facilities and infrastructure, to renovate and construct affordable housing, and to enter into partnerships with private industries to create jobs and expand the local economy; and

WHEREAS, as part of the 2011-2012 State budget bill, the California State Legislature enacted, and the Governor signed, companion bills AB 1X 26 and AB 1X 27 (together known as the "Redevelopment Restructuring Acts"), which eliminated every redevelopment agency unless the community that created it adopted an ordinance ("Continuation Ordinance") agreeing to participate in an Alternative Voluntary Redevelopment Program ("Alternate Redevelopment Program") which required the payment of an annual "community remittance" payment; and

WHEREAS, Health and Safety Code Section 34169, enacted as part of the Redevelopment Restructuring Acts, required redevelopment agencies to adopt within 60 days of the enactment of AB 1X 26, an Enforceable Obligation Payment Schedule ("EOPS") to serve as the basis for the payment of the agency's outstanding financial obligations if the City did not adopt the Continuation Ordinance and the agency was dissolved; and

WHEREAS, on July 26, 2011, the City Council introduced a Continuation Ordinance as Ordinance No. 2050-C-S to participate in the Alternate Redevelopment Program pursuant to the Redevelopment Restructuring Acts and on August 9, 2011 adopted Ordinance No. 2050-C-S; and

WHEREAS, on July 18, 2011, the League of California Cities and the California Redevelopment Association filed suit in the Supreme Court of the State of California, *California Redevelopment Association v. Matosantos* (Case No. S194861), challenging the constitutionality of and requesting a stay of enforcement of AB 1X 26 and AB 1X 27 ("Lawsuit"); and

WHEREAS, pursuant to ADA Resolution 450 dated August 25, 2011, the Antioch Development Agency approved and adopted the Enforceable Obligation Payment Schedule as shown on the attachment to that resolution, in accordance with Health and Safety Code Section 34167 and 34169, and confirmed that the annual budget process, including the budgets for Fiscal Years 2011 and 2012, reflect the understanding and agreement with the City for the Agency to pay the City for staffing, administrative charges and other costs to operate the Agency with these costs and charges reimbursed from future tax increment and constituting enforceable obligations of the Agency; and

WHEREAS, pursuant to Resolution No. 2011/56 dated August 25, 2011, the City Council reaffirmed that the annual budget process, including the budgets for Fiscal Years 2011 and 2012, reflects the understanding and agreement between the City and Antioch Development Agency for the Agency to pay the City for staffing, administrative

charges and other costs to operate the Agency with these costs and charges reimbursed from future tax increment and constituting enforceable obligations of the Agency and

WHEREAS, on December 29, 2011, the California Supreme Court issued its opinion in the Lawsuit upholding AB 1X 26, which dissolves all redevelopment agencies, and striking down AB 1X 27, which had allowed redevelopment agencies, including the Antioch Development Agency, to participate in the Alternate Redevelopment Program; thereby requiring the dissolution of all redevelopment agencies by February 1, 2012; and

WHEREAS, pursuant to AB 1X 26 now codified in part as Health and Safety Code section 34173(d)(1), the City of Antioch would automatically become the Successor Agency of the Antioch Development Agency unless it affirmatively elects not to serve as the Successor Agency for non-housing related functions; and

WHEREAS, pursuant to Resolution No. 2012/___ dated January 24, 2012, the City of Antioch confirmed its intention to serve as the Successor Agency to the Antioch Development Agency for non-housing related functions and pursuant to Resolution No. 2012/___ dated January 24, 2012, the City of Antioch elected to perform the housing functions of the Antioch Development Agency pursuant to AB 1X 26; and

WHEREAS, as required by AB 1X 26, the City, as the Successor Agency to the Agency, has reviewed the EOPS adopted by the Agency on August 25, 2011 and has made the modifications as shown on Exhibit 1;

NOW, THEREFORE, BE IT RESOLVED by the City Council of the City of Antioch as follows:

1. Recitals. The Recitals set forth above are true and correct and incorporated herein by reference.
2. Adoption of Amended EOPS. As Successor Agency to the Antioch Development Agency, the City approves the Enforceable Obligations Payment Schedule attached as Exhibit 1.

* * * * *

The foregoing resolution was passed and adopted by the City Council of the City of Antioch at a regular meeting thereof, held on the 24th day of January 2012, by the following vote:

AYES:

NOES:

ABSENT:

DENISE SKAGGS, CITY CLERK

Name of Redevelopment Agency: Antioch Development Agency
 Project Area(s) all
 Successor Agency: City of Antioch

OTHER OBLIGATION PAYMENT SCHEDULE
 Per AB 26 - Section 34167 and 34169 (*)

Project Name / Debt Obligation	Payee	Description	Total Outstanding Debt or Obligation	Total Due During Fiscal Year	Payments by month						Total				
					Jan 2012	Feb 2012	Mar 2012	Apr 2012	May 2012	Jun 2012					
1) Section 33676	County Resource Conserv	Payments per former Section 33676	818.00	29.00											
2) Section 33676	BART	Payments per former Section 33676	10,700.00	350.00											
3) Section 33676	East Bay Park	Payments per former Section 33676	152,800.00	5,250.00											
4) Pass Through Agreement	Contra Costa County	Payments per former Section 33401	10,279,000.00	292,000.00											
5) Pass Through Agreement	County Library	Payments per former Section 33401	836,000.00	21,000.00											
6) Pass Through Agreement	Riverview Fire Dist	Payments per former Section 33401	12,548,000.00	334,000.00											
7) Pass Through Agreement	County Flood Control	Payments per former Section 33401	105,000.00	3,000.00											
8) Pass Through Agreement	Mosquito Abatement	Payments per former Section 33401	155,000.00	4,000.00											
9) Pass Through Agreement	College District	Payments per former Section 33401	342,000.00	21,000.00											
10) Pass Through Agreement	Antioch Unified	Payments per former Section 33401	425,000.00	14,000.00											
11) Pass Through Agreement	East Bay Park	Payments per former Section 33401	25,000.00	400.00											
12) Statutory Payments	County General	Payments per CRL 33607.5 and .7	1,281,700.00	31,600.00											
13) Statutory Payments	County Library	Payments per CRL 33607.5 and .7	132,000.00	3,300.00											
14) Statutory Payments	Contra Costa Fire	Payments per CRL 33607.5 and .7	1,359,000.00	33,500.00											
15) Statutory Payments	Flood Control	Payments per CRL 33607.5 and .7	15,600.00	400.00											
16) Statutory Payments	County Water Agency	Payments per CRL 33607.5 and .7	3,500.00	86.00											
17) Statutory Payments	Resource Conservation	Payments per CRL 33607.5 and .7	1,700.00	40.00											
18) Statutory Payments	Mosquito Abatement Zone	Payments per CRL 33607.5 and .7	13,900.00	300.00											
19) Statutory Payments	Delta Diablo Zone 3	Payments per CRL 33607.5 and .7	237,900.00	5,900.00											
20) Statutory Payments	Contra Costa Water	Payments per CRL 33607.5 and .7	41,700.00	1,000.00											
21) Statutory Payments	BART	Payments per CRL 33607.5 and .7	56,000.00	1,400.00											
22) Statutory Payments	Bay Area Air Management	Payments per CRL 33607.5 and .7	16,500.00	400.00											
23) Statutory Payments	East Bay Regional Park	Payments per CRL 33607.5 and .7	284,900.00	6,500.00											
24) Statutory Payments	Antioch Park Maintenance	Payments per CRL 33607.5 and .7	1,700.00	40.00											
25) Statutory Payments	Office of Education	Payments per CRL 33607.5 and .7	159,800.00	3,900.00											
26) Statutory Payments	K-12 Schools ERAF	Payments per CRL 33607.5 and .7	1,112,000.00	27,400.00											
27) Statutory Payments	Antioch Unified	Payments per CRL 33607.5 and .7	2,300,000.00	57,000.00											
28) Statutory Payments	Community College	Payments per CRL 33607.5 and .7	405,500.00	10,000.00											
29) Statutory Payments	Community College ERAF	Payments per CRL 33607.5 and .7	166,000.00	4,000.00											
30)															
31)															
Totals - Other Obligations			\$ 32,448,718.00	\$ 881,795.00	\$ -	\$ -	\$ -	\$ 837,707.00	\$ -	\$ 44,088.00	\$ 881,795.00				

ATTACHMENT "A"

Affordable Housing Programs and Activities

Ongoing administration of existing loans and agreements is expected to including the following:

First Time Homebuyer Program

- Monitor loans to determine borrowers are still in compliance with requirements (for example, confirming that the borrower still resides in the home).
- Work with lenders and homeowners on refinancing and requests for subordination.
- At time of property sale or repayment of loan, calculate successor agency portion of the "shared equity" due at sale.

This program began in 2005, the homebuyer program has provided 37 families more than \$1.3 million in loans to purchase their first homes.

Development Projects

- Monitor affordable housing developments for compliance and continued affordability. Project affordability restrictions are in place for 55 years for multi-family properties and 45 years for single family properties.
- Attend trainings to remain current on regulations and programs.

Mobile Home Rent Subsidies

The City and Vista Diablo Mobile Home Park have an agreement that the space rent of low and moderate income seniors will be subsidized as a means of keeping the park affordable. The agreement is in place until October 2017 and makes payments from the Housing Fund on a semi-annual basis. Residents are qualified by staff using an application developed by staff and filed by the residents with the city. The payment is based on the number qualified residents.

- Turnover in the park is constant and staff reviews subsidy applications several times a month.
- File required annual reports with the State Department of Housing and Community Development.
- Provide information and analysis to City Council and staff as needed.

Other Related Activities

- Reporting to the State Department of Housing and Community Development - Annually the redevelopment agency must submit a report outlining all activities and expenditures by project and project area. Working with Finance, a report that is submitted before the end of the year. At this time staff is assuming that these reporting requirements will continue.
- Preparation of the CDBG Annual Performance Report to the U.S. Department of Housing and Urban Development - Prepare all housing related information and statistics for the annual CAPER.

ATTACHMENT "B"

Antioch Development Agency Asset Listing

Housing Fund Assets


Description	Source	Balance
ADA-Housing Rehab	Low/Mod	1,269,246.41
ADA-Rental Rehab	Low/Mod	212,405.92
ADA-Terrace Glen	Low/Mod	720,639.97
ADA-Pinecrest Apts	Low/Mod	387,537.00
ADA-First Time Homebuyer	Low/Mod	1,689,400.00
ADA-Hillcrest Terrace	Low/Mod	1,005,366.00
ADA-Hillcrest Terrace-2001	Low/Mod	258,980.82
ADA-Eden Housing	Low/Mod	4,547,107.64
ADA-Eden Housing/West Rivertown II	Low/Mod	1,428,400.18
ADA-Rivertown Senior Housing	Low/Mod	242,750.00
ADA-Riverstone Apts Loan	Low/Mod	2,191,493.83
ADA-Tabora Gardens	Low/Mod	300,690.41
Total Housing Fund Assets		14,254,018.18

Non-Housing Fund Assets*

Description	Source	Balance
ADA-Cranmer Loan	Area 4.1	37,201.20
ADA-Bases Loaded Restaurant	Area 1	99,698.49
Total Non-Housing Fund Assets		136,899.69

*This is a preliminary list and may include other items or properties determined through dissolution process

**STAFF REPORT TO THE CITY COUNCIL FOR CONSIDERATION AT THE
COUNCIL MEETING OF JANUARY 24, 2012**

FROM: Lynn Tracy Nerland, City Attorney 

DATE: January 19, 2012

SUBJECT: **Fulton Shipyard Boat Ramp Committee**

ACTION:

During the discussion of the Fulton Shipyard Boat Ramp at the last City Council meeting, the Council asked that the issue of creation of a Fulton Shipyard Boat Ramp Committee be placed on the City Council's agenda.

BACKGROUND:

During the recent budget crisis and the reduction in staffing by 35- 40%, the City has focused more in the past few years to streamline committees and commissions, such as the elimination of Youth Commission, Investment Subcommittee and Design Review Board.

However, there are a few different options for addressing the Fulton Shipyard Boat Ramp:

1. Create a temporary, ad-hoc advisory committee of two council members only who will make a recommendation to the full Council within whatever time period is established regarding the future of the Fulton Shipyard Boat Ramp. Such a committee is not required to comply with agenda and other requirements of the Brown Act. It is not expected that there would a staff member assigned to assist the committee, but staff would, of course, be available for questions.
2. Assign the matter to the Parks and Recreation Commission to make a recommendation to the City Council regarding the future of the Fulton Shipyard Boat Ramp within a set period of time. The City follows a process to seek applications and appoint qualified and interested persons to the Commission. The Commission meets regularly and is staffed by representatives of both the Public Works and Community Development Departments. The subject of the Boat Ramp falls within the jurisdiction of the Commission. The Commission's meetings are open to the public and follow the Brown Act requirements.
3. Create a Committee of two Council members and others who will make a recommendation to the City Council within whatever time period is established regarding the future of the Fulton Shipyard Boat Ramp. If the committee is not limited to two Council members (or has on-going jurisdiction such as a standing committee), then the committee is required to comply with agenda and other requirements of the Brown Act. This approach typically takes the greatest staff effort, because beyond subject matter

expertise that the committee may occasionally need, staff must typically be assigned to handle the Brown Act and other requirements of the committee. This in turn means that such staff member is not available for their other assigned duties, which can be problematic. This has been an issue with the Commercial Code Enforcement/Shop Antioch Committee.

ATTACHMENTS:

A – Staff Report from January 10, 2012 regarding closure of Fulton Shipyard Boat Ramp

**STAFF REPORT TO THE CITY COUNCIL
FOR CONSIDERATION AT THE MEETING OF JANUARY 10, 2012**

Prepared by: Ron Bernal, Director of Public Works/City Engineer **REB**

Date: January 4, 2012

Subject: Fulton Shipyard Boat Ramp Closure

RECOMMENDATION

It is recommended that the City Council receive testimony from the public and approve the closure of the Fulton Shipyard Boat Ramp and adjoining property.

BACKGROUND

At the November 8, 2011 meeting, Council heard staff's report and recommendation to close the Fulton Shipyard Boat Ramp (Ramp). Two members of the public spoke in opposition to staff's recommendation to close the Ramp and requested the item be continued to a future meeting in order to receive additional testimony from others who are not supportive of the closure. Council concurred and requested the item be continued to a Council meeting after the first of the year so the public proponents of keeping the Ramp who were not able to make the meeting would have an opportunity to voice their concerns. Council also requested that the proponents bring back ideas on how the ramp could remain open in light of the concerns and challenges identified by staff.

There are three main issues related to staff's recommendation the Ramp be closed: The most serious is the high incidence of criminal activity since the Ramp opened in 1958. Over the past five years the Police Department has responded to 298 calls for service. Attachment A is a memorandum from Captain Steve McConnell further explaining the Police Departments reasons for recommending closure of the Ramp. Another is the ramps proximity to the City's untreated water intake and the potential for contamination. The third is the scheduled January 2012 opening of a new boat launch at the Antioch Marina that was funded by a \$3.76M grant from the State of California Department of Boating and Waterways with the requirement a \$5 per launch fee would be charged to offset the ongoing operation and maintenance costs of the new facility.

At the meeting, proponents of the ramp contended that the ramp is a right of the citizens of Antioch, that it is enjoyed by young and old alike, and that closing the ramp would hurt business at the Red Caboose Restaurant located nearby on Fulton Shipyard Road. Proponents also argued that the area should be improved and expanded instead of closed.

Other benefits of the Ramp closure include:

- The City's untreated water intake is located immediately adjacent to and west of the Ramp. On an average year, this asses supplies approximately one-third of the City's water. In addition to monitoring and testing costs, shutting down the pump due to contamination concerns has a daily cost of approximately \$23,000. Securing the site will also provide increased security for Water Treatment Plant staff that pass through the site to access the pump house to perform operation and maintenance duties.

- Two trash receptacles are emptied four times per week. Broken glass, trash and debris is picked up, and graffiti and vandalism are painted over and repaired by City staff. These services would no longer be necessary.
- The facility does not have restrooms. Removal of an outdated restroom building several years ago and subsequent to that elimination of portable restrooms due to vandalism problems leaves the Ramp without this amenity.
- Maintenance of the ramp, parking lot paving and striping, floating dock and fencing are ongoing and costly. Closing the Ramp will eliminate the need to spend limited City resources maintaining this facility. Lights in the parking lot will remain on as a security measure for visibility and employee safety.

FISCAL IMPACTS

The cost of fencing off the street and water access to the Marina Ramp with a heavily reinforced chain link fence is estimated at \$25,000 and would be paid for by the Tidelands Fund.

Annual maintenance and repair expenses estimated at \$21,400 would also be avoided. Of this amount, \$18,000 is spent to pick up trash four times per week and address graffiti and vandalism. This amount does not include the cost of replacing the floating dock when that need arises estimated to cost \$50,000.

OPTIONS

Council may decide to leave the Fulton Ramp open either in the short term or for a longer duration. Council could also close only the boat ramp access to the river and leave the parking lot open to the public. This option would still have negative consequences of having to respond to calls for service in addition to servicing the area for trash collection, parking lot maintenance, ramp and dock repairs and repairs due to vandalism.

ATTACHMENTS

- Attachment A: Antioch Police Department 11/1/11 Memorandum
- Attachment B: Fulton Ramp Aerial

**ANTIOCH POLICE DEPARTMENT
INTER-OFFICE MEMORANDUM**

TO: Ron Bernal, City Engineer

FROM: Stephen J. McConnell, Captain, Field Services Division

DATE: November 1, 2011

SUBJECT: **Antioch Boat Ramp Closure**

Background

With the construction of the new Antioch Marina and Boat Launch Facility nearing its completion, the prospect of closing the Antioch Boat Ramp on Fulton Shipyard Road has been proposed. For many years the Antioch Boat Ramp, located at 291 Fulton Shipyard Road, has been the only public launch ramp in the City of Antioch, and it is listed as such on the California Department of Boating and Waterways website.

The Police Department's opinions and recommendation related to the closure of the Antioch Boat Ramp is made irrespective of the marketing and community development aspects of the new boat launch facility and are made purely from a public safety perspective.

Public Safety Concerns

For many years, the Antioch Boat Ramp area has been a haven for criminal activity. I've worked for the Police Department for approximately 27 years and as long as I can recall, the Antioch Police Department has had to respond to calls for service in this area. A recent five year review of police calls involving the Antioch Boat Ramp revealed a total of (298) calls for police service. The nature of calls included, but were not limited to the following type of incidents: Municipal code violations, stolen vehicles, recovered stolen vehicles, drug use, drug dealing; assaults, miscellaneous disturbances, thefts, burglaries, vandalism, etc.

I have personally witnessed over the years many stolen vehicles recovered from the water after they had been dumped at the end of the boat ramp. On one occasion, two stolen vehicles were recovered from the end of the ramp. The thieves literally stacked them on top of each other. This type of illegal activity also poses a significant environmental threat to the waterway as well as the Municipal water intake. The boat ramp has also provided easy access to the City for a criminal element that utilizes the various sloughs, islands and waterways within the Delta.

ATTACHMENT A

Public Opinion

Albeit internet blogs are taken with a grain of salt, a recent review of the fishing blogs revealed some common concerns about the Antioch Boat Ramp and the common denominator was that the Antioch Boat Ramp was an unsafe location to launch a boat from and leave your vehicle after launching a boat. One blogger stated the Pittsburg launch is much nicer and safer for the user's vehicle. The sentiments articulated in the blogs are a fair representation of the current environment at the Antioch Boat Ramp.

Crime Displacement Considerations

With crime prevention strategies there comes a concern about crime displacement, and although there are many variables involved with this phenomenon, there is no certainty that it will occur, but it is a potential consequence that must be considered. Because there are so many variables involved with this dynamic, we cannot assume that crime prevented in one area will equally and automatically be relocated somewhere else.

The development of the new launch facility will create a target rich environment for the criminal element, but criminals will generally only displace their criminal behavior when the risks and effort of committing new crimes are worth the rewards. Certain situational crime prevention aspects of the new launch facility will have a positive effect on the reduction of criminal activity. Some of these involve adequate lighting, staffing, visibility and accessibility, etc.

Recommendation

There has been and continues to be serious criminal activity occurring at the Antioch Boat Ramp. Responding to the public safety calls for service at the Antioch Boat Ramp is a drain on our depleted resources, not to mention the increased costs associated with our response.

With the occurrence of illegal activity and the continued threat to the welfare of the community, it is our opinion that there is more than enough justification from a public safety perspective to recommend the complete closure of the Antioch Boat Ramp.

A complete closure is desired, but if due to various challenges or hurdles encountered, an incremental closure (ramp first and then the parking lot) is necessary, then an incremental closure is acceptable as we take a wait and see approach towards the new launch facility.



**STAFF REPORT TO THE ANTIOCH PUBLIC FINANCING AUTHORITY
FOR CONSIDERATION AT THE BOARD MEETING OF JANUARY 24, 2012**

PREPARED BY: Dawn Merchant, Finance Director

Date: January 17, 2012

Subject: Antioch Public Financing Authority – Basic Financial Statements and Independent Auditors’ Report for the Year Ended June 30, 2011

Recommendation:

Receive and file the Antioch Public Financing Authority Basic Financial Statements and Independent Auditors’ Reports for the year ended June 30, 2011.

Background

As required by State law, the Antioch Public Financing Authority must publish a complete set of financial statements at the close of each fiscal year audited by a firm of licensed certified public accountants. This year's annual financial report was audited by Caporicci & Larson, A Subsidiary of Marcum LLP, Certified Public Accountants.

As stated in the Independent Auditor's Report, the basic financial statements present fairly, in all material respects, the financial position of the Authority, as of June 30, 2011, and the changes in its financial position and its cash flows in conformity with generally accepted accounting principles.

Attachment: - City of Antioch Public Financing Authority – Basic Financial Statements and Independent Auditor’s Report for the Year Ended June 30, 2011

City of Antioch Public Financing Authority

(A Component Unit of the City of
Antioch, California)

*Basic Financial Statements
and Independent Auditors' Report*

For the year ended June 30, 2011

C&L
Caporicci & Larson, Inc.
A Subsidiary of Marcum LLP
Certified Public Accountants

City of Antioch Public Financing Authority
Basic Financial Statements
For the year ended June 30, 2011

Table of Contents

	<u>Page</u>
Independent Auditors' Report	1
Management's Discussion and Analysis (Required Supplementary Information)	3
Basic Financial Statements:	
Government-Wide Financial Statements:	
Statement of Net Assets	9
Statement of Activities and Changes in Net Assets	10
Statement of Cash Flows.....	11
Statement of Fiduciary Assets and Liabilities.....	12
Notes to Basic Financial Statements	13
Supplementary Information:	
Statement of Fund Net Assets.....	24
Statement of Revenues, Expenses and Changes in Fund Net Assets.....	25
Combining Schedule of Cash Flows by Bond Program	26
Combining Statement of Changes in Assets and Liabilities-Agency Funds.....	27
Independent Auditors' Report on Compliance and on Internal Control over Financial Reporting Based on an Audit of Financial Statements Performed in Accordance with <i>Government Auditing Standards</i>	29
Schedule of Findings and Responses	31

INDEPENDENT AUDITORS' REPORT

To the Board of Directors
of the City of Antioch Public Financing Authority
Antioch, California

We have audited the accompanying financial statements of the City of Antioch Public Financing Authority (Authority), a component unit of the City of Antioch, as of and for the year ended June 30, 2011, which collectively comprise the Authority's basic financial statements, as listed in the table of contents. These basic financial statements are the responsibility of the Authority's management. Our responsibility is to express an opinion on these basic financial statements based on our audit.

We conducted our audit in accordance with auditing standards generally accepted in the United States of America and the standards applicable to financial audits contained in *Government Auditing Standards*, issued by the Comptroller General of the United States. Those standards require that we plan and perform the audit to obtain reasonable assurance about whether the basic financial statements are free of material misstatement. An audit includes consideration of internal control over financial reporting as a basis for designing audit procedures that are appropriate in the circumstances, but not for the purpose of expressing an opinion on the effectiveness of the Authority's internal control over financial reporting. Accordingly, we express no such opinion. An audit also includes examining, on a test basis, evidence supporting the amounts and disclosures in the basic financial statements, assessing the accounting principles used and significant estimates made by management, as well as evaluating the overall basic financial statement presentation. We believe that our audit provides a reasonable basis for our opinion.

In our opinion, the basic financial statements referred to above present fairly, in all material respects, the financial position of the business-type activities of the Authority as of June 30, 2011, and the respective changes in financial position and cash flows, where applicable, thereof for the year then ended in conformity with generally accepted accounting principles in the United States of America.

To the Board of Directors
of the City of Antioch Public Financing Authority
Antioch, California
Page 2

Accounting principles generally accepted in the United States of America require that the management's discussion and analysis on pages 3 through 4 be presented to supplement the basic financial statements. Such information, although not a part of the basic financial statements, is required by the Governmental Accounting Standards Board, who considers it to be an essential part of financial reporting for placing the basic financial statements in an appropriate operational, economic, or historical context. We have applied certain limited procedures to the required supplementary information in accordance with auditing standards generally accepted in the United States of America, which consisted of inquiries of management about the methods of preparing the information and comparing the information for consistency with management's responses to our inquiries, the basic financial statements, and other knowledge we obtained during our audit of the basic financial statements. We do not express an opinion or provide any assurance on the information because the limited procedures do not provide us with sufficient evidence to express an opinion or provide any assurance.

Our audit was conducted for the purpose of forming opinions on the financial statements that collectively comprise the Authority's financial statements as a whole. The combining and individual fund financial statements are presented for purposes of additional analysis and are not a required part of the financial statements. The combining and individual fund financial statements are the responsibility of management and were derived from and relate directly to the underlying accounting and other records used to prepare the financial statements. The information has been subjected to the auditing procedures applied in the audit of the financial statements and certain additional procedures, including comparing and reconciling such information directly to the underlying accounting and other records used to prepare the financial statements or to the financial statements themselves, and other additional procedures in accordance with auditing standards generally accepted in the United States of America. In our opinion, the information is fairly stated in all material respects in relation to the financial statements as a whole.

Caporicci & Larson, Inc.

Caporicci & Larson, Inc.
A Subsidiary of Marcum LLP
Certified Public Accountants
San Francisco, California
December 15, 2011

ANTIOCH PUBLIC FINANCING AUTHORITY
Management's Discussion and Analysis

This section of the Antioch Public Financing Authority's (the Authority) financial statements presents a narrative overview and analysis of the financial activities of the Authority for the fiscal year ended June 30, 2011. Please read it in conjunction with the Authority's basic financial statements.

Financial Highlights

- Cash receipts from leases during the year totaled \$2,522,469. \$2,351,221 of the receipts were used to pay debt service requirements for fiscal year 2010/11.

Financial Statements

The Authority's financial statements are those of a special-purpose government engaged only in providing debt financing for capital improvements benefiting the City of Antioch (the City) and the Antioch Development Agency (the Agency). Under Governmental Accounting Standards Board (GASB) Statement No. 34, governments like the Authority that have only business-type activities may present only enterprise fund financial statements as follows: (1) statement of net assets; (2) statement of revenues, expenses and changes in net assets; and (3) statement of cash flows.

The Authority's basic financial statements are prepared on an accrual basis of accounting in accordance with accounting principles generally accepted in the United States of America.

The following table indicates the net assets as of June 30, 2011 and June 30, 2010:

	<u>2011</u>	<u>2010</u>
Assets:		
Current assets	\$ 3,847,174	\$ 3,999,718
Noncurrent assets	<u>24,862,579</u>	<u>26,619,856</u>
Total assets	<u>28,709,753</u>	<u>30,619,574</u>
 Liabilities:		
Current liabilities	1,996,565	2,343,330
Noncurrent liabilities	<u>24,220,573</u>	<u>25,173,876</u>
Total liabilities	<u>26,217,138</u>	<u>27,517,206</u>
Total net assets	<u>\$ 2,492,615</u>	<u>\$ 3,102,368</u>

Use of the Authority's net assets is restricted. At June 30, 2011, the Authority's total net assets were restricted for debt service.

ANTIOCH PUBLIC FINANCING AUTHORITY
Management's Discussion and Analysis

The following table indicates the changes in net assets for the fiscal year ended June 30, 2011 and June 30, 2010:

	<u>2011</u>	<u>2010</u>
Revenues:		
Lease interest revenue from the City of Antioch	\$ 1,732,687	\$ 1,362,524
Investment income	854	34
Total revenues	<u>1,733,541</u>	<u>1,362,558</u>
Expenses:		
General and administrative	241,192	28,006
Fiscal charges	8,578	84,259
Interest expense	1,418,524	1,452,651
Total expenses	<u>1,668,294</u>	<u>1,564,916</u>
Change in net assets	65,247	(202,358)
Net assets, beginning of year	3,102,368	3,304,726
Prior period adjustment	(675,000)	-
Net assets, beginning of year restated	<u>2,427,368</u>	<u>3,304,726</u>
Net assets, end of year	<u>\$ 2,492,615</u>	<u>\$ 3,102,368</u>

The Authority's total revenues increased by \$370,983 to \$1,733,541 in the fiscal year ended June 30, 2011. The increase in revenue was due to increased lease interest revenue from the City of Antioch.

Debt Administration

The long-term debt of the Authority at June 30, 2011 included \$25,315,000 of outstanding lease revenue bonds. The lease revenue bonds will be repaid through lease agreements with the City that are structured to meet principal and interest requirements when due.

During fiscal year 2011, the Authority's total outstanding principal balance of debt decreased by \$965,000.

Request for Information

Questions concerning any of the information provided in this report or requests for additional financial information should be addressed to the Finance Department of the City of Antioch, P.O. Box 5007, Antioch, California 94531-5007.

BASIC FINANCIAL STATEMENTS

This page intentionally left blank.

GOVERNMENT-WIDE FINANCIAL STATEMENTS

This page intentionally left blank.

Antioch Public Financing Authority
Statement of Net Assets
June 30, 2011

ASSETS	
Current assets:	
Restricted cash and investments	\$ 2,126,398
Interest receivables	8
Prepaid items	5,665
Lease interest receivable due from the City of Antioch	680,103
Net investment in leases - current portion	<u>1,035,000</u>
Total current assets	<u>3,847,174</u>
Noncurrent assets:	
Deferred charges	582,579
Net investment in leases	<u>24,280,000</u>
Total noncurrent assets	<u>24,862,579</u>
Total assets	<u><u>28,709,753</u></u>
LIABILITIES	
Current liabilities:	
Interest payable	680,103
Due to the City of Antioch	281,462
Bond payable - due within one year	<u>1,035,000</u>
Total current liabilities	<u>1,996,565</u>
Noncurrent liabilities:	
Bond payable - due in more than one year	<u>24,220,573</u>
Total noncurrent liabilities	<u>24,220,573</u>
Total liabilities	<u><u>26,217,138</u></u>
NET ASSETS	
Restricted for debt service	<u>2,492,615</u>
Total net assets	<u><u>\$ 2,492,615</u></u>

See accompanying Notes to Basic Financial Statements.

Antioch Public Financing Authority
Statement of Revenues, Expenses and Changes in Fund Net Assets
For the Fiscal Year Ended June 30, 2011

OPERATING REVENUES:

Lease interest revenue from the City of Antioch	\$ 1,732,687
---	--------------

OPERATING EXPENSES:

General and administrative	241,192
----------------------------	---------

Fiscal charges	8,578
----------------	-------

Total operating expenses	249,770
---------------------------------	----------------

OPERATING INCOME	1,482,917
-------------------------	------------------

NONOPERATING REVENUES:

Interest expense	(1,418,524)
------------------	-------------

Investment income	854
-------------------	-----

Total nonoperating revenues	(1,417,670)
------------------------------------	--------------------

Change in net assets	65,247
-----------------------------	---------------

NET ASSETS:

Beginning of year, restated	2,427,368
-----------------------------	-----------

End of year	\$ 2,492,615
-------------	--------------

Antioch Public Financing Authority
Statement of Cash Flows
For the Fiscal Year Ended June 30, 2011

CASH FLOWS FROM OPERATING ACTIVITIES:

Cash receipts from lessee - principal	\$ 771,194
Cash receipts from lessee - interest	1,751,275
Cash payments for administrative and fiscal charges	(8,852)
Net cash provided by (used in) by operating activities	2,513,617

CASH FLOWS FROM NONCAPITAL

FINANCING ACTIVITIES:

Payments of bond principal	(965,000)
Interest paid on bonds	(1,386,221)
Payments of interfund loans	(367,371)
Net cash used in noncapital financing activities	(2,718,592)

CASH FLOWS FROM INVESTING ACTIVITIES:

Interest received	852
Net cash provided by investing activities	852
Net change in cash and cash equivalents	(204,123)

CASH AND CASH EQUIVALENTS:

Beginning of year	2,330,521
End of year	<u>\$ 2,126,398</u>

RECONCILIATION OF OPERATING INCOME TO NET

CASH PROVIDED BY OPERATING ACTIVITIES:

Operating Income (Loss)	\$ 1,482,917
Adjustments to reconcile operating income to net cash provided (used) by operating activities:	
Deferred charges	47,277
Investment in Leases	965,000
Lease interest receivable	18,588
Prepaid items	(165)
Total adjustments	<u>1,030,700</u>
Net cash provided by (used in) by operating activities	\$ 2,513,617

See accompanying Notes to Basic Financial Statements.

Antioch Public Financing Authority
Statement of Fiduciary Fund Assets and Liabilities
Agency Funds
June 30, 2011

ASSETS

Cash and investments	\$	553,237
Assessment receivable		338,582
Interest receivable		57,371
Restricted cash and investments		<u>8,886,114</u>

Total assets **\$** 9,835,304

LIABILITIES

Due to others	\$	<u>9,835,304</u>
---------------	----	------------------

Total liabilities **\$** 9,835,304

See accompanying Notes to Basic Financial Statements.

City of Antioch Public Financing Authority

Notes to Basic Financial Statements

For the year ended June 30, 2011

1. SUMMARY OF SIGNIFICANT ACCOUNTING POLICIES

The basic financial statements of the City of Antioch Public Financing Authority (Authority) have been prepared in conformity with generally accepted accounting principles (GAAP) as applied to governmental agencies. The Governmental Accounting Standards Boards (GASB) is the accepted standard setting body for establishing governmental accounting and financial reporting principles. The more significant of the Authority's accounting policies are described below.

A. *Financial Reporting Entity*

The Antioch Public Financing Authority (Authority) is a nonprofit corporation organized by the City of Antioch (City) and the Antioch Development Agency (Agency) under the laws of the State of California. The Authority was organized to provide financial assistance to the City and the Agency by financing real and personal property and improvements for the benefit of the residents of the City and surrounding areas.

B. *Basis of Accounting and Measurement Focus*

The accounts of the Authority are organized on the basis of funds, each of which is considered a separate accounting entity. The operations of each fund are accounted for with a separate set of self-balancing accounts that comprise its assets, liabilities, fund equity, revenues, and expenditures or expenses, as appropriate. Governmental resources are allocated to and accounted for in individual funds based upon the purposes for which they are to be spent and the means by which spending activities are controlled.

Government-Wide Financial Statements

The Authority's government-wide financial statements include a Statement of Net Assets, a Statement of Activities and Changes in Net Assets and a Statement of Cash Flows. These statements present summaries of business type activities for the Authority.

These statements are presented on an "economic resources" measurement focus and the accrual basis of accounting. The Statement of Activities and Changes in Net Assets presents changes in net assets. Under the accrual basis of accounting, revenues are recognized in the period in which they are earned while expenses are recognized in the period in which the liability is incurred. The type of transactions reported as program revenues for the Authority are reported in charges for services.

The Authority applies all applicable GASB pronouncements (including all NCGA Statements and Interpretations currently in effect) as well as the following pronouncements issued on or before November 30, 1989, unless those pronouncements conflict with or contradict GASB pronouncements: Financial Accounting Standards Board (FASB) Statements and Interpretations, Accounting Principles Board (APB) Opinions, and Accounting Research Bulletins (ARB) of the committee on Accounting Procedure.

Fiduciary Fund Financial Statements

Fiduciary Fund Financial Statements include a Statement of Fiduciary Assets and Liabilities. The Authority's Fiduciary Funds represent Agency Funds, which are custodial in nature (assets equal liabilities) and do not involve measurement of results of operations. The Agency funds are accounted for using the accrual basis of accounting.

City of Antioch Public Financing Authority
Notes to Basic Financial Statements, Continued
For the year ended June 30, 2011

1. SUMMARY OF SIGNIFICANT ACCOUNTING POLICIES, Continued

C. Cash and Cash Equivalent

The Authority pools its cash and investments with the City's cash & investments. The balance in the pooled cash account is available to meet current operating requirements. Cash in excess of current requirements is invested in various interest-bearing accounts and other investments for varying terms.

In accordance with GASB Statement No. 40, Deposit and Investment Disclosures (Amendment of GASB No. 3), certain disclosure requirements for Deposits and Investment Risks were made in the following areas:

- Interest Rate Risk
- Credit Risk
 - Overall
 - Custodial Credit Risk
 - Concentrations of Credit Risk

In addition, other disclosures are specified including use of certain methods to present deposits and investments, highly sensitive investments, credit quality at year-end, and other disclosures.

Highly liquid market investments with maturities of one year or less at time of purchase are stated at amortized cost. All other investments are stated at fair value. Market value is used as fair value for those securities for which market quotations are readily available.

The City participates in an investment pool managed by the State of California titled Local Agency Investment Fund (LAIF) which has invested a portion of the pooled funds in Structured Notes and Asset-Backed Securities. LAIF's investments are subject to credit risk with the full faith and credit of the State of California collateralizing these investments. In addition, these Structured Notes and Asset-Backed Securities are subject to market risk as to the change in interest rates.

Cash equivalents are considered amounts in demand deposits and short-term investments with a maturity date within three months of the date acquired by the City and are presented as "Cash and Investments" in the accompanying Basic Financial Statements.

For purposes of the statement of cash flows, cash equivalents are defined as investments with original maturities of 90 days or less, which are readily convertible to known amounts of cash. The Authority considers all pooled cash and investments (consisting of cash and investments and restricted cash and investments) held by the City as cash and cash equivalents because the pool is used essentially as a demand deposit account from the standpoint of the funds. The Authority also considers all non-pooled cash and investments (consisting of cash with fiscal agent and restricted cash and investments held by fiscal agent) as cash and cash equivalents because investments meet the criteria for cash equivalents defined above.

City of Antioch Public Financing Authority
Notes to Basic Financial Statements, Continued
For the year ended June 30, 2011

1. SUMMARY OF SIGNIFICANT ACCOUNTING POLICIES, Continued

D. Long-Term Obligations

In the basic financial statements, long-term debt and other long-term obligations are reported as liabilities in the business type activities. Bond premiums and discounts and issuance costs, if material, are deferred and amortized over the life of the bonds using the effective interest method. Bonds payable are reported net of the applicable bond premium or discount. Bond issuance costs are reported as deferred charges and amortized over the term of the related debt.

E. Net Assets

In the basic financial statements, net assets are classified in the following category:

Restricted Net Assets - This amount is restricted by external creditors, grantors, contributors, or laws or regulations of other governments.

F. Use of Restricted/Unrestricted Net Assets

When an expense is incurred for purposes for which both restricted and unrestricted net assets are available, the Authority's policy is to apply restricted net assets first.

G. Use of Estimates

The preparation of basic financial statements in conformity with generally accepted accounting principles requires Authority management to make estimates and assumptions that affect certain amounts and disclosures. Accordingly, actual results could differ from those estimates.

City of Antioch Public Financing Authority
Notes to Basic Financial Statements, Continued
For the year ended June 30, 2011

2. CASH AND INVESTMENTS

The Authority's cash and investments consist of cash and investments held by fiscal agents and cash and investments pooled with the City's cash and investments. At June 30, 2011, the Authority had the following cash and investment balances:

	Business-Type Activities	Agency Funds	Total
Restricted cash and investments	\$ 2,126,398	\$ 8,886,114	\$11,012,512
Cash and investment pooled with the City	-	553,237	553,237
Total cash and investments	<u>\$ 2,126,398</u>	<u>\$ 9,439,351</u>	<u>\$11,565,749</u>

The California Government Code requires California banks and savings and loan associations to secure the City's cash deposits by pledging securities as collateral. This Code states that collateral pledged in this manner shall have the effect of perfecting a security interest in such collateral superior to those of a general creditor. Thus, collateral for cash deposits is considered to be held in the City's name. The market value of pledged government securities must equal at least 110% of the City's cash deposits. California law also allows institutions to secure City deposits by pledging first trust deed mortgage notes having a value of 150% of the City's total cash deposits. The City has waived collateral requirements for cash deposits, which are fully insured up to \$250,000 by the Federal Deposit Insurance Corporation or Savings Association Insurance Fund.

(A) Investments

The City's investment policy, bond indentures and Section 53601 of the California Government Code allow the City to invest in the following types of investments:

- Securities of the U.S. Government or its agencies
- Certificates of Deposit
- Bankers' Acceptances
- Commercial Paper
- Investment Grade Medium Term Corporate Notes
- Repurchase Agreements
- Local Agency Investment Fund Deposits
- Insured Savings Accounts or Money Market Accounts
- Guaranteed Investment Contracts
- Mutual funds as permitted by the Code

The City did not enter into reverse repurchase agreements during the year ended June 30, 2011.

The City is a voluntary participant in the Local Agency Investment Fund (LAIF) that is regulated by California Government Code Section 16429 under the oversight of the Treasurer of the State of California. The balance is available for withdrawal on demand.

City of Antioch Public Financing Authority
Notes to Basic Financial Statements, Continued
For the year ended June 30, 2011

2. CASH AND INVESTMENTS, Continued

The City's investments with LAIF at June 30, 2011, include a portion of the pool funds invested in Structured Notes and Asset-Backed Securities. These investments include the following:

Structured Notes are debt securities (other than asset-backed securities) whose cash flow characteristics (coupon rate, redemption amount, or stated maturity) depend upon one or more indices and/or that have embedded forwards or options.

Asset-Backed Securities the bulk of which are mortgage-backed securities, entitle their purchasers to receive a share of the cash flows from a pool of assets such as principal and interest repayments from a pool of mortgages (such as Collateralized Mortgage Obligations) or credit card receivables.

As of June 30 2011, the City invested in LAIF, which had invested 5.01% of the pool investment funds in Structured Notes and Asset-Backed Securities. The City reports its investment in LAIF at the fair value amount provided by LAIF, which is the same as the value of the pool share. The fair value of LAIF was calculated by applying a factor of 1.001576470 to total investments held by LAIF.

The City invests in the California Asset Management Program (CAMP) pool. A board of five trustees who are officials or employees of public agencies have oversight responsibility for CAMP. The value of the pool shares in CAMP, which may be withdrawn, is determined on an amortized cost basis, which is different than the fair value of the City's position in the pool.

(B) Interest Rate Risk

As a means of limiting its exposure to fair value losses arising from interest rate, the City's investment policy limits investments to a maximum maturity of five years. At June 30, 2011, the City had the following investment maturities:

Investment Type	Fair Value	Investment Maturities (In Years)		
		Less than 1	1 to 2	2 to 3
U.S. government securities	\$ 24,365,621	\$ 14,162,339	\$ 10,203,282	\$ -
U.S. government agencies	18,169,802	1,506,144	406,190	16,257,468
Medium-term corporate notes	9,238,564	-	3,197,603	6,040,961
LAIF	9,146,086	9,146,086	-	-
Money market	1,643,905	1,643,905	-	-
Total	\$ 62,563,978	\$ 26,458,474	\$ 13,807,075	\$ 22,298,429

City of Antioch Public Financing Authority
Notes to Basic Financial Statements, Continued
For the year ended June 30, 2011

2. CASH AND INVESTMENTS, Continued

(C) Credit Risk

State law limits investments in commercial paper and corporate bonds to the top two ratings issued by nationally recognized statistical rating organizations (NRSROs). It is the City's policy to limit its investments in these investment types to the top rating issued by NRSROs, including raters Standard & Poor's and Moody's Investor's Service. At June 30, 2011, the City's credit risks, expressed on a percentage basis, were as follows:

Credit Quality Distribution for Securities with Credit Exposure as a Percentage of Total Investments

Investment Type	S&P's Credit Rating	% of Investments
U.S. Government securities	TSY	42.55%
U.S. Government securities	AAA	4.51%
U.S. Government agencies	AAA	35.09%
Medium-term corporate notes	AAA	1.94%
Medium-term corporate notes	AA+	4.24%
Medium-term corporate notes	AA-	4.12%
Medium-term corporate notes	AA	0.79%
Medium-term corporate notes	A+	3.64%
Medium-term corporate notes	A	3.12%
California Local Agency Investment Fund	not rated	0.00%
Money market	not rated	0.00%
Total		100.00%

(D) Custodial Credit Risk

For an investment, custodial credit risk is the risk that, in the event of the failure of the counterparty, the City or the Authority will not be able to recover the value of its investments or collateral securities that are in the possession of an outside party. None of the City's investments were subject to custodial credit risk.

3. NET INVESTMENT IN LEASES

Debt service on the outstanding lease revenue bonds are funded with lease payments made by the City and the City RDA to the Authority for the use of buildings and leasehold improvements acquired or constructed with bond proceeds issued by the Authority. In the lease agreements relating to the bonds, the City and the City RDA have covenanted to make rental payments in amounts corresponding to the Authority's debt service requirements and related costs. Net investment in leases reflects the present value of remaining future lease payments due from the City and the City RDA. As of June 30, 2011, the Authority's net investment in leases was \$25,315,000.

City of Antioch Public Financing Authority
Notes to Basic Financial Statements, Continued
For the year ended June 30, 2011

4. LONG-TERM OBLIGATIONS

A summary of the Authority's long-term debt transactions for the year ended June 30, 2011, is presented below.

Description	Balance July 1, 2010	Additions	Retirements	Balance June 30, 2011	Classification	
					Amounts Due Within One Year	Amounts Due in More than One Year
2002 APFA Series A & B	\$ 23,350,000	\$ -	\$ (270,000)	\$ 23,080,000	\$ 315,000	\$ 22,765,000
Deferred loss on refunding	(247,096)	-	41,183	(205,913)	-	(205,913)
Unamortized premiums	197,024	-	(10,375)	186,649	-	186,649
2003 APFA Revenue Refunding	2,930,000	-	(695,000)	2,235,000	720,000	1,515,000
Deferred loss for refunding	(65,592)	-	21,864	(43,728)	-	(43,728)
Unamortized premiums	5,346	-	(1,781)	3,565	-	3,565
Total	\$ 26,169,682	\$ -	\$ (914,109)	\$ 25,255,573	\$ 1,035,000	\$ 24,220,573

A. 2002 APFA Series A & B

The annual debt service requirements for the 2002 Lease Revenue Bonds outstanding at June 30, 2011 were as follows:

2002 Series A				2002 Series B			
Year Ending June 30,	Principal	Interest	Total	Year Ending June 30,	Principal	Interest	Total
2012	\$ -	\$ 562,925	\$ 562,925	2012	315,000	719,894	\$ 1,034,894
2013	-	562,925	562,925	2013	365,000	702,569	1,067,569
2014	-	562,925	562,925	2014	420,000	682,494	1,102,494
2015	-	562,925	562,925	2015	475,000	659,394	1,134,394
2016	-	562,925	562,925	2016	535,000	633,269	1,168,269
2017-2021	-	2,814,625	2,814,625	2017-2021	3,735,000	2,641,781	6,376,781
2022-2026	-	2,814,625	2,814,625	2022-2026	5,980,000	1,354,219	7,334,219
2027-2031	-	2,814,625	2,814,625	2027	1,020,000	57,375	1,077,375
2032	10,235,000	562,925	10,797,925		-	-	-
Total	\$ 10,235,000	\$ 11,821,425	\$ 22,056,425	Total	\$ 12,845,000	\$ 7,450,994	\$ 20,295,994

Interest payments and lease revenue bond retirements are serviced by revenues generated by the tax increment from the Agency.

Principal and interest payments on the lease revenue bonds are payable from any revenue lawfully available to the City for the purpose of payment of Base Rental Payments. The total principal and interest remaining to be paid on the bonds is \$42,352,419. For the current year, principal and interest paid were \$1,567,669.

City of Antioch Public Financing Authority
Notes to Basic Financial Statements, Continued
For the year ended June 30, 2011

4. LONG-TERM OBLIGATIONS, Continued

B. 2003 Water Revenue Refunding Bonds

The annual debt service requirements for the 2003 Water Revenue Refunding Bonds outstanding at June 30, 2011 were as follows:

2003 Water Revenue Refunding Bonds			
Year Ending June 30,	Principal	Interest	Total
2012	\$ 720,000	\$ 65,688	\$ 785,688
2013	745,000	40,950	785,950
2014	770,000	13,956	783,956
Total	\$ 2,235,000	\$ 120,594	\$ 2,355,594

Pursuant to the agreement, the annual principal and interest payments on the water bonds are funded solely from the net water revenues billed and received. The total principal and interest remaining to be paid on the bonds is \$2,355,594. For the current year, principal and interest paid were \$782,813 and water net revenues were \$4,283,702. The water bonds required 18% of net revenues.

5. DUE TO THE CITY OF ANTIOCH

At June 30, 2011, the Authority had \$281,462 due to the City related to its original capital improvement program, which became capital assets of the City of Antioch.

6. REASSESSMENT REVENUE BONDS

The 1998 Reassessment District 27/31R Series A and Subordinate Series B Reassessment Revenue Bonds (the Reassessment Bonds) were issued pursuant to a refunding plan of several outstanding special assessment bonds and the Marks-Roos Local Bond Pooling Act of 1985 and are not reflected in the Authority's basic financial statements because they are special obligations payable solely from and secured by specific revenue sources described in the bond resolutions and official statements. Neither the faith nor credit, the taxing power of the Authority, the City, State of California or any political subdivision thereof, is pledged for payment of the Bonds. The Authority acts solely as a debt service fiduciary agent for the assessed property owners and the bondholders and accounts for these fiduciary responsibilities in agency funds.

City of Antioch Public Financing Authority
Notes to Basic Financial Statements, Continued
For the year ended June 30, 2011

6. REASSESSMENT REVENUE BONDS, Continued

Interest on the Hillcrest and Reassessment Bonds is payable semi-annually on March 2 and September 2.

	District 27/31R	
	Series A	Subordinate Series B
Dates of remaining maturity	September 2, 2006 - 2018	September 2, 2006- 2018
Face amount of issue	\$ 48,320,000	\$ 44,875,000
Interest rates	3.85% - 4.3%	5.1% - 5.9%
Bonds outstanding	\$ 13,180,000	\$ 13,725,000

7. RISK MANAGEMENT

The Authority is exposed to various risks of loss related to torts; theft of, damage to, and destruction of assets; errors and omissions; and natural disasters. The Authority participates in the Municipal Pooling Authority (MPA) through its relationship with the City. The purpose of the MPA is to spread the adverse effects of losses among the member agencies and to purchase excess insurance as a group, thereby reducing expenses. The City's deductibles and maximum coverage for general liability are as follows:

Deductible	MPA	Excess Liability
\$50,000	\$50,001-\$1,000,000	\$1,000,001-\$15,000,000

There have been no claims in the past three fiscal years which exceeded the Authority's excess coverage. The Authority had no claims outstanding at June 30, 2011.

8. PRIOR PERIOD ADJUSTMENT

The Authority made a prior period adjustment to correct an error in the net investment in lease in the amount of \$675,000 in FY10/11.

	Original	Net Investment in Lease	Restated
2003 Water Revenue Refunding Bonds	\$ 2,469,018	\$ (675,000)	\$ 1,794,018

This page intentionally left blank.

SUPPLEMENTAL INFORMATION

Antioch Public Financing Authority
Combining Statement of Net Assets
Proprietary Funds
June 30, 2011

	2002 Lease Revenue Refunding Bonds	2003 Water Revenue Refunding Bonds	Total
ASSETS			
Current assets:			
Restricted cash and investments	\$ 650,152	\$ 1,476,246	\$ 2,126,398
Interest receivables	2	6	8
Prepaid items	2,915	2,750	5,665
Lease interest receivable due from the City of Antioch	641,409	38,694	680,103
Net investment in leases - current portion	315,000	720,000	1,035,000
	<u>1,609,478</u>	<u>2,237,696</u>	<u>3,847,174</u>
Noncurrent assets:			
Deferred charges	543,873	38,706	582,579
Net investment in leases	22,765,000	1,515,000	24,280,000
	<u>23,308,873</u>	<u>1,553,706</u>	<u>24,862,579</u>
Total assets	<u>24,918,351</u>	<u>3,791,402</u>	<u>28,709,753</u>
LIABILITIES			
Current liabilities:			
Interest payable	641,409	38,694	680,103
Due to the City of Antioch	281,462	-	281,462
Bond payable - due within one year	315,000	720,000	1,035,000
	<u>1,237,871</u>	<u>758,694</u>	<u>1,996,565</u>
Noncurrent liabilities:			
Bond payable - due in more than one year	22,745,736	1,474,837	24,220,573
	<u>22,745,736</u>	<u>1,474,837</u>	<u>24,220,573</u>
Total liabilities	<u>23,983,607</u>	<u>2,233,531</u>	<u>26,217,138</u>
NET ASSETS			
Restricted for debt service	934,744	1,557,871	2,492,615
Total net assets	<u>\$ 934,744</u>	<u>\$ 1,557,871</u>	<u>\$ 2,492,615</u>

Antioch Public Financing Authority
Combining Statement of Revenues, Expenses and Changes in Net Assets
Proprietary Funds
For the Fiscal Year Ended June 30, 2011

	2002 Lease Revenue Refunding Bonds	2003 Water Revenue Refunding Bonds	Total
OPERATING REVENUES:			
Lease interest revenue from the City of Antioch	\$ 1,656,037	\$ 76,650	\$ 1,732,687
OPERATING EXPENSES:			
General and administrative	27,953	213,239	241,192
Fiscal charges	5,663	2,915	8,578
Total operating expenses	33,616	216,154	249,770
OPERATING INCOME	1,622,421	(139,504)	1,482,917
NONOPERATING REVENUES (EXPENSES):			
Interest expense	(1,321,054)	(97,470)	(1,418,524)
Investment income	27	827	854
Total nonoperating revenues (expenses)	(1,321,027)	(96,643)	(1,417,670)
Change in net assets	301,394	(236,147)	65,247
NET ASSETS:			
Beginning of year, restated	633,350	1,794,018	2,427,368
End of year	\$ 934,744	\$ 1,557,871	\$ 2,492,615

Antioch Public Financing Authority
Combining Schedule of Cash Flows by Bond Program
Proprietary Funds
For the Fiscal Year Ended June 30, 2011

	2002 Lease Revenue Refunding Bonds	2003 Water Revenue Refunding Bonds	Total
CASH FLOWS FROM OPERATING ACTIVITIES:			
Cash receipts from lessee - principal	\$ 270,000	\$ 501,194	\$ 771,194
Cash receipts from lessee - interest	1,663,462	87,813	1,751,275
Cash payments for administrative and fiscal charges	(5,857)	(2,995)	(8,852)
Net cash provided by (used in) by operating activities	1,927,605	586,012	2,513,617
CASH FLOWS FROM NONCAPITAL FINANCING ACTIVITIES:			
Payments of bond principal	(270,000)	(695,000)	(965,000)
Interest paid on bonds	(1,297,671)	(88,550)	(1,386,221)
Payments of interfund loans	(367,371)	-	(367,371)
Net cash used in noncapital financing activities	(1,935,042)	(783,550)	(2,718,592)
CASH FLOWS FROM INVESTING ACTIVITIES:			
Interest received	31	821	852
Net cash provided by investing activities	31	821	852
Net change in cash and cash equivalents	(7,406)	(196,717)	(204,123)
CASH AND CASH EQUIVALENTS:			
Beginning of year	657,558	1,672,963	2,330,521
End of year	<u>\$ 650,152</u>	<u>\$ 1,476,246</u>	<u>\$ 2,126,398</u>
RECONCILIATION OF OPERATING INCOME TO NET CASH PROVIDED BY OPERATING ACTIVITIES:			
Operating income (loss)	\$ 1,622,421	\$ (139,504)	\$ 1,482,917
Adjustments to reconcile operating income to net cash provided (used) by operating activities:			
Deferred charges	27,924	19,353	47,277
Investment in Leases	270,000	695,000	965,000
Lease interest receivable	7,425	11,163	18,588
Prepaid items	(165)	-	(165)
Total adjustments	<u>305,184</u>	<u>725,516</u>	<u>1,030,700</u>
Net cash provided by (used in) by operating activities	\$ 1,927,605	\$ 586,012	\$ 2,513,617
Non cash items:			
Amortization of premium and deferred loss on refunding of debt	\$ 30,808	\$ 20,083	\$ 50,891

Antioch Public Financing Authority
Combining Statement of Changes in Assets and Liabilities
Agency Funds
For the Fiscal Year Ended June 30, 2011

Reassessment District 27/31R 1998 Reassessment Revenue Bonds	Balance July 1, 2010	Additions	Deductions	Balance June 30, 2011
Assets:				
Cash and investments	\$ 1,367,966	\$ 710,684	\$ (1,525,413)	\$ 553,237
Assessment receivable	-	338,582	-	338,582
Interest receivable	56,843	57,371	(56,843)	57,371
Restricted cash and investments	10,760,925	18,209,514	(20,084,325)	8,886,114
Total assets	\$ 12,185,734	\$ 19,316,151	\$ (21,666,581)	\$ 9,835,304
Liabilities:				
Due to bondholders	12,185,734	19,316,151	(21,666,581)	9,835,304
Total liabilities	\$ 12,185,734	\$ 19,316,151	\$ (21,666,581)	\$ 9,835,304

This page intentionally left blank



Caporicci & Larson, Inc.
A Subsidiary of Marcum LLP
Certified Public Accountants

**INDEPENDENT AUDITOR'S REPORT ON INTERNAL CONTROL OVER FINANCIAL REPORTING
AND ON COMPLIANCE AND OTHER MATTERS BASED ON AN AUDIT OF FINANCIAL
STATEMENTS PERFORMED IN ACCORDANCE WITH GOVERNMENT AUDITING STANDARDS**

To the Board of Directors
of the City of Antioch Public Financing Authority
Antioch, California

We have audited the accompanying financial statements of the City of Antioch Public Financing Authority (Authority), a component unit of the City of Antioch, as of and for the year ended June 30, 2011 and have issued our report thereon dated December 15, 2011. We conducted our audit in accordance with generally accepted auditing standards in the United States and the standards applicable to financial audits contained in *Government Auditing Standards*, issued by the Comptroller General of the United States.

Internal Control over Financial Reporting

In planning and performing our audit, we considered the Authority's internal control over financial reporting as a basis for designing our audit procedures for the purpose of expressing our opinion on the financial statements, but not for the purpose of expressing an opinion on the effectiveness of the Authority's internal control over financial reporting. Accordingly, we do not express an opinion on the effectiveness of the Authority's internal control over financial reporting.

A *deficiency in internal control* exists when the design or operation of a control does not allow management or employees, in the normal course of performing their assigned functions, to prevent, or detect and correct misstatements on a timely basis. A *material weakness* is a deficiency, or a combination of deficiencies, in internal control such that there is a reasonable possibility that a material misstatement of the entity's financial statements will not be prevented, or detected and corrected on a timely basis.

Our consideration of internal control over financial reporting was for the limited purpose described in the first paragraph of this section and was not designed to identify all deficiencies in internal control over financial reporting that might be deficiencies, significant deficiencies, or material weaknesses. We did not identify any deficiencies in internal control over financial reporting that we consider to be material weaknesses, as defined above. However, we identified one deficiency in internal control over financial reporting, described in the accompanying schedule of findings and responses, as item FS 2011-01, that we consider to be a significant deficiency in internal control over financial reporting. A significant deficiency is a deficiency, or a combination of deficiencies, in internal control that is less severe than a material weakness, yet important enough to merit attention by those charged with governance.

To the Board of Directors
of the City of Antioch Public Financing Authority
Antioch, California
Page 2

Compliance and Other Matters

As part of obtaining reasonable assurance about whether the Authority's basic financial statements are free of material misstatements, we performed tests of its compliance with certain provision of laws, regulations, contracts and grants, noncompliance with which could have a direct and material effect on the determination of basic financial statement amounts. However, providing an opinion on compliance with those provisions was not an objective of our audit and, accordingly, we do not express such an opinion. The results of our tests disclosed no instances of noncompliance that are required to be reported under *Government Auditing Standards*.

Authority's response to the findings identified in our audit is described in the accompanying schedule of findings and responses. We did not audit City's response and, accordingly, we express no opinion on it. This report is intended for the information of the Authority Board, management, and the California State Controller's office and is not intended to be and should not be used by anyone other than these specified parties.

Caporicci & Larson, Inc.

Caporicci & Larson, Inc.
A Subsidiary of Marcum LLP
Certified Public Accountants
San Francisco, California
December 15, 2011

City of Antioch Public Financing Authority
Schedule of Findings and Responses
For the Year Ended June 30, 2011

FS 2011-1 Prior Period Adjustment to the Financial Statements

Criteria:

The Authority is responsible for the fair presentation of the financial statements in conformity with accounting principles generally accepted in the United States of America.

Condition:

The Authority has restated its previously issued financial statements to reduce its investment in leases in prior fiscal year.

Cause:

The Authority's internal controls over financial reporting did not identify the misstatements in a timely manner resulting in the restatements.

Context and Effect:

The previous financial statements were not fairly stated in conformity with accounting principles generally accepted in the United States of America.

Recommendation:

We recommend that the Authority enhance its internal control over financial reporting to ensure complete and accurate financial reporting. The Authority can accomplish this by expanding its year-end closing procedures to ensure that all nonroutine and nonsystematic transactions were accounted for, the appropriate accounting standards were applied, and transactions were accounted for in the proper period.

Management Response:

The Authority will expand its year-end closing procedures to ensure all nonroutine and nonsystematic transactions were accounted for, the appropriate accounting standards were applied, and transactions were accounted for in the proper period.

CITY OF ANTIOCH
 ADA CLAIMS BY FUND REPORT
 FOR THE PERIOD OF
 DEC 8, 2011 - JAN 18, 2012
 FUND/CHECK#

227 Low & Moderate Income Housing Fund		
<i>Low & Moderate - CIP</i>		
131122 KENNEDY, JANET	CONSULTANT SERVICES	1,350.00
131587 KENNEDY, JANET	CONSULTANT SERVICES	1,830.00
331 ADA - Area 1 Fund		
<i>ADA</i>		
131069 BNSF RAILWAY COMPANY INC	LEASE AGREEMENT	3,498.75
131101 FEDERAL ADVOCATES INC	LOBBYING SERVICES	5,000.00
131561 FEDERAL ADVOCATES INC	ADVOCACY SERVICES	5,000.00
131586 KARSTE CONSULTING INC	CONSULTANT SERVICES	240.00
431 ADA - Area 1 Fund		
<i>Non Departmental</i>		
131058 BANK OF NEW YORK MELLON	FISCAL AGENT FEE	916.64
<i>Non Departmental</i>		
131058 BANK OF NEW YORK MELLON	FISCAL AGENT FEE	2,098.36

**STAFF REPORT TO THE ANTIOCH DEVELOPMENT AGENCY
FOR CONSIDERATION AT THE AGENCY MEETING OF JANUARY 24, 2012**

Prepared By: Dawn Merchant, Finance Director

DATE: January 17, 2012

SUBJECT: Antioch Development Agency – Financial Statements and Independent Auditors’ Reports and Fiscal Statement for the Year Ended June 30, 2011

Recommendation:

Receive and file:

- Antioch Development Agency Financial Statements and Independent Auditors’ Reports for the year ended June 30, 2011; and
- Antioch Development Agency Fiscal Statement for the year ended June 30, 2011

Background


As required by State law, the Antioch Development Agency must publish a complete set of financial statements at the close of each fiscal year audited by a firm of licensed certified public accountants. This year's annual financial report was audited by Caporicci & Larson, A Subsidiary of Marcum LLP, Certified Public Accountants.

As stated in the Independent Auditor's Report, the financial statements present fairly, in all material respects, the respective financial position of the governmental activities and each major fund of the Agency, as of June 30, 2011, with respective changes in financial position in conformity with generally accepted accounting principles.

In addition, Health & Safety Code §33080.1 requires that a fiscal statement for the previous fiscal year, other than the financial statements, be filed with the legislative body. Attachment B is the fiscal statement that has been submitted to the State as part of required annual reporting and incorporates the financial data presented in the audited financial statements as well as more detailed information on tax increment, pass through obligations and debt obligations of the Agency.

Attachment A – Antioch Development Agency Financial Statements and Independent Auditors’ Reports for the Year Ended June 30, 2011

Attachment B – Fiscal Statement for the Year Ended June 30, 2011



**Antioch
Development
Agency
(A Component Unit of the
City of Antioch, California)**

***FINANCIAL STATEMENTS AND
INDEPENDENT AUDITORS REPORTS'***

For the year ended June 30, 2011

**ANTIOCH DEVELOPMENT AGENCY
(A Component Unit of the City of Antioch, California)**

**Independent Auditor's Reports,
Management's Discussion and Analysis,
Basic Financial Statements, and
Required Supplementary Information
For the Fiscal Year Ended June 30, 2011**

Prepared by

DEPARTMENT OF FINANCE

ANTIOCH DEVELOPMENT AGENCY

ELECTED OFFICIALS

June 30, 2011

**James Davis, Agency Chairperson
Mary Rocha, Agency Member
Brian Kalinowski, Agency Member
Wade Harper, Agency Member
Gary Agopian, Agency Member**

L. Jolene Martin, Recording Secretary

ANTIOCH DEVELOPMENT AGENCY

For the Fiscal Year Ended June 30, 2011

TABLE OF CONTENTS

	<i><u>Pages</u></i>
INDEPENDENT AUDITOR'S REPORT	1
MANAGEMENT'S DISCUSSION AND ANALYSIS (Required Supplementary Information)	3-7
BASIC FINANCIAL STATEMENTS:	
Government-Wide Financial Statements:	
Statement of Net Assets – Governmental Activities	12
Statement of Activities and Changes in Net Assets – Governmental Activities	13
Fund Financial Statements:	
Balance Sheet – Governmental Funds.....	18-19
Reconciliation of the Governmental Funds Balance Sheet to the Government-Wide Statement of Net Assets.....	20
Statement of Revenues, Expenditures and Changes in Fund Balances (Deficits) – Governmental Funds.....	22-23
Reconciliation of the Governmental Funds Statement of Revenues, Expenditures and Changes in Fund Balances to the Government-Wide Statement of Activities and Changes in Net Assets.....	24
Notes to Basic Financial Statements	25-39
SUPPLEMENTARY INFORMATION:	
Non-Major Governmental Funds:	
Balance Sheet	42
Statement of Revenues, Expenditures and Changes in Fund Balances	43
Excess Surplus Calculation as of July 1, 2010	44
Notes to Supplementary Information	45
INDEPENDENT AUDITORS' REPORT ON INTERNAL CONTROL OVER FINANCIAL REPORTING AND ON COMPLIANCE AND OTHER MATTERS BASED ON AN AUDIT OF FINANCIAL STATEMENTS PERFORMED IN ACCORDANCE WITH <i>GOVERNMENT AUDITING</i> STANDARDS	47
INDEPENDENT AUDITORS' REPORT ON COMPLIANCE	49



Caporicci & Larson, Inc.
A Subsidiary of Marcum LLP
Certified Public Accountants

INDEPENDENT AUDITORS' REPORT

To the Honorable Members of the Governing Board
of the Antioch Development Agency
Antioch, California

We have audited the accompanying basic financial statements of the government activities, each major fund and the aggregate remaining fund information of the Antioch Development Agency (Agency), a component unit of the City of Antioch, California (City), as of and for the year ended June 30, 2011, as listed in the table of contents. These financial statements are the responsibility of the Agency's management. Our responsibility is to express an opinion on these financial statements based on our audit.

We conducted our audit in accordance with auditing standards generally accepted in the United States of America and the standards applicable to financial audits contained in *Government Auditing Standards*, issued by the Comptroller General of the United States. Those standards require that we plan and perform the audit to obtain reasonable assurance about whether the financial statements are free of material misstatement. An audit includes consideration of internal control over financial reporting as a basis for designing audit procedures that are appropriate in the circumstances, but not for the purpose of expressing an opinion on the effectiveness of the Agency's internal control over financial reporting. Accordingly, we express no such opinion. An audit also includes examining, on a test basis, evidence supporting the amounts and disclosures in the financial statements, assessing the accounting principles used and the significant estimates made by management, as well as evaluating the overall financial statement presentation. We believe that our audit provides a reasonable basis for our opinions.

In our opinion, the basic financial statements referred to above present fairly, in all material respects, the financial position of the government activities, each major fund and the aggregate remaining fund information of the Agency as of June 30, 2011, and the respective changes in financial position for the year then ended in conformity with generally accepted accounting principles in the United States of America.

As explained further in note 10 to the basic financial statements, the California State Legislature has enacted legislation that is intended to provide for the dissolution of redevelopment agencies in the State of California. The effects of this legislation are uncertain pending the result of certain lawsuits that have been initiated to challenge the constitutionality of this legislation.

In accordance with *Government Auditing Standards*, we have also issued our report December 15, 2011, on our consideration of the Agency's internal control over financial reporting and on our tests of its compliance with certain provisions of laws, regulations, contracts, and grant agreements and other matters. The purpose of that report is to describe the scope of our testing of internal control over financial reporting and compliance and the results of that testing, and not to provide an opinion on internal control over financial reporting or on compliance. That report is an integral part of an audit performed in accordance with *Government Auditing Standards* and should be considered in assessing the results of our audit.

To the Honorable Members of the Governing Board
of the Antioch Development Agency
Antioch, California
Page 2

Accounting principles generally accepted in the United States of America require that the management's discussion and analysis on pages 3 through 8 be presented to supplement the basic financial statements. Such information, although not a part of the basic financial statements, is required by the Governmental Accounting Standards Board, who considers it to be an essential part of financial reporting for placing the basic financial statements in an appropriate operational, economic, or historical context. We have applied certain limited procedures to the required supplementary information in accordance with auditing standards generally accepted in the United States of America, which consisted of inquiries of management about the methods of preparing the information and comparing the information for consistency with management's responses to our inquiries, the basic financial statements, and other knowledge we obtained during our audit of the basic financial statements. We do not express an opinion or provide any assurance on the information because the limited procedures do not provide us with sufficient evidence to express an opinion or provide any assurance.

Our audit was conducted for the purpose of forming opinions on the financial statements that collectively comprise the Agency's financial statements as a whole. The combining and individual nonmajor fund financial statements and the excess surplus calculation are presented for purposes of additional analysis and are not a required part of the financial statements. The combining and individual nonmajor fund financial statements and the excess surplus calculation are the responsibility of management and were derived from and relate directly to the underlying accounting and other records used to prepare the financial statements. The information has been subjected to the auditing procedures applied in the audit of the financial statements and certain additional procedures, including comparing and reconciling such information directly to the underlying accounting and other records used to prepare the financial statements or to the financial statements themselves, and other additional procedures in accordance with auditing standards generally accepted in the United States of America. In our opinion, the information is fairly stated in all material respects in relation to the financial statements as a whole.

Caporicci & Larson, Inc.

Caporicci & Larson, Inc.
A Subsidiary of Marcum LLP
Certified Public Accountants
San Francisco, California
December 15, 2011

ANTIOCH DEVELOPMENT AGENCY
Management's Discussion and Analysis
June 30, 2011

As management of the Antioch Development Agency of the City of Antioch (the Agency), a component unit of the City of Antioch (the City), we offer readers of the Agency's financial statements this narrative overview and analysis of the financial activities of the Agency for the fiscal year ended June 30, 2011. We encourage readers to consider the information presented here in conjunction with the Agency's financial statements, which begin on page 12.

Financial Highlights

- The assets of the Agency exceeded its liabilities at the close of the most recent fiscal year by \$10,083,453 (net assets).
- As of the close of the current fiscal year, the Agency's governmental funds reported ending fund balances of \$6,243,487.
- The Agency had general revenues of \$7,423,471, program revenues of \$145,642 and program expenses of \$4,069,162 for the year ended June 30, 2011.
- In fiscal year 2010-11, the Agency transferred \$5,840,542 to the City of Antioch.

Overview of the Financial Statements

This discussion and analysis is intended to serve as an introduction to the Agency's basic financial statements. The Agency's basic financial statements are comprised of three components: 1) government-wide financial statement, 2) fund financial statements, and 3) notes to basic financial statements.

GOVERNMENT-WIDE FINANCIAL STATEMENTS

The government-wide financial statements are designed to provide readers with a broad overview of the Agency's finances, in a manner similar to a private-sector business.

The *statement of net assets* presents information on all of the Agency's assets and liabilities, with the difference between the two reported as net assets. Over time, increases or decreases in net assets may serve as a useful indicator of whether the financial position of the Agency is improving or deteriorating.

The *statement of activities* presents information showing how the Agency's net assets changed during the most recent fiscal year. All changes in net assets are reported as soon as the underlying event giving rise to the change occurs, regardless of the timing of related cash flows. Thus, revenues and expenses are reported in this statement for some items that will only result in cash flows in future fiscal periods.

The government-wide financial statements report on the function of the Agency that is principally supported by intergovernmental revenues. The Agency's function is to renovate designated areas within the City. This is funded primarily with incremental property tax revenue.

The government-wide financial statements can be found on pages 12 and 13 of this report.

FUND FINANCIAL STATEMENTS

A fund is a grouping of related accounts that is used to maintain control over resources that have been segregated for specific activities or objectives. The Agency, like other state and local governments, uses fund accounting to ensure and demonstrate compliance with finance-related legal requirements.

Governmental Funds

The special revenue, capital projects and debt service funds are governmental funds used to account for essentially the same function reported as *governmental activities* in the government-wide financial statements. However, unlike the government-wide financial statements, governmental fund financial statements focus on *near-term inflows and outflows of spendable resources*, as well as on *balances of spendable resources* available at the end of the fiscal year. Such information may be useful in evaluating a government's near-term financing requirements.

ANTIOCH DEVELOPMENT AGENCY
Management's Discussion and Analysis
June 30, 2011

The Agency reports the following major governmental funds for: Capital Projects (Low and Moderate Housing Fund, Project Areas #1, #2 and #4) and Debt Service (Project Areas #1) in the governmental funds balance sheet and the governmental funds statement of revenues, expenditures, and changes in fund balances.

Because the focus of the governmental funds is narrower than that of the government-wide financial statements, it is useful to compare the information presented in the governmental funds with similar information presented for *governmental activities* in the government-wide financial statements. By doing so, readers may better understand the long-term impact of the government's near-term financial decisions. Both the governmental funds balance sheet and the governmental funds statement of revenues, expenditures, and changes in fund balances provide a reconciliation to facilitate this comparison between the governmental funds and *governmental activities*. The basic governmental fund financial statements can be found on pages 15-24 of this report.

NOTES TO BASIC FINANCIAL STATEMENTS

The notes to basic financial statements provide additional information that is essential to the full understanding of the data provided in the government-wide and fund financial statements. The notes to basic financial statements can be found on pages 25 through 39 of this report.

Government-Wide Financial Analysis

	Net Assets	
	2011	2010
Assets:		
Current and other assets	\$ 20,282,848	\$ 21,769,347
Capital assets	1,016,242	3,126,864
Total assets	<u>21,299,090</u>	<u>24,896,211</u>
Liabilities:		
Accounts payable and other accrued liabilities	235,139	331,326
Long-term obligations	10,980,498	12,140,841
Total liabilities	<u>11,215,637</u>	<u>12,472,167</u>
Net assets:		
Invested in capital assets, net of related debt	1,016,242	3,126,865
Restricted	22,459,100	21,438,020
Unrestricted	(13,391,889)	(12,140,841)
Total net assets	<u><u>\$ 10,083,453</u></u>	<u><u>\$ 12,424,044</u></u>

Analysis of Net Assets

As noted earlier, net assets may serve over time as a useful indicator of a government's financial position. In the case of the Agency, assets exceeded liabilities by \$10,083,453 at the close of the most recent fiscal year. The decrease in net assets was due mainly to the transfer of capital assets to the City of Antioch during the year.

The largest portion of the Agency's net assets represents resources that are subject to external restrictions for low and moderate income housing. The Agency uses these assets to provide services to citizens; consequently, these assets are not available for future spending.

ANTIOCH DEVELOPMENT AGENCY
Management's Discussion and Analysis
June 30, 2011

Changes in Net Assets
For the Year Ended June 30, 2011

	2011	2010
Revenues:		
Program revenues:		
Operating grants and contributions	\$ 145,642	\$ 252,672
General revenues:		
Incremental property taxes	7,348,731	8,007,883
Investment income	74,740	85,228
Total revenues	7,569,113	8,345,783
Expenses:		
Community development	3,543,885	5,665,844
Interest	525,277	587,633
Total expenses	4,069,162	6,253,477
Net transfers to the City of Antioch	(5,840,542)	(4,031,176)
Change in net assets	(2,340,591)	(1,938,870)
Net assets, beginning of year	12,424,044	14,362,914
Net assets, end of year	\$ 10,083,453	\$ 12,424,044

Analysis of Change in Net Assets

Tax increment revenue for the Agency was less in fiscal year 2010-11 due to decreased assessed valuation in Areas 1, 2, 3, and 4.1.

Total revenues decreased by \$776,670 during the current fiscal year from \$8,345,783 to \$7,569,113. This change is primarily the result of decreased assessed value of the redevelopment agency. Community development expense decreased from \$5,665,844 to \$3,543,885 due to the reduction of State SERAF shift of redevelopment money.

Fund Financial Analysis

As noted earlier, the Agency uses fund accounting to ensure and demonstrate compliance with finance-related legal requirements. The Agency's governmental funds are discussed below.

GOVERNMENTAL FUNDS

The focus of the Agency's *governmental funds* is to provide information on near-term inflows, outflows, and balances of spendable resources. Such information is useful in assessing the Agency's financing requirements. In particular, *fund balance* may serve as a useful measure of a government's net resources available for spending for program purposes at the end of the fiscal year.

ANTIOCH DEVELOPMENT AGENCY
Management's Discussion and Analysis
June 30, 2011

As of the end of the current fiscal year, the Agency's governmental funds (as presented on the balance sheet on pages 18-19) reported ending fund balances of \$6,243,487. The fund balances primarily represent the accumulation of incremental property tax and interest income in excess of expenditures. The fund balance is nonspendable for advances to other funds (\$3,537,849), and prepaids (\$1,837); restricted for debt service (\$252,719), housing (\$2,503,389), economic development (\$2,359,949) and unassigned in the amount of (-\$2,412,256).

Changes in Fund Balances
For the Year Ended June 30, 2011

	2011	2010	Total Dollar Change	Total Percentage Change
Revenues:				
Incremental property taxes	7,348,731	8,007,883	(659,152)	(8.23%)
Investment income	74,740	85,228	(10,488)	(12.31%)
Other revenues	14,663	28,730	(14,067)	(48.96%)
Total revenues	<u>7,438,134</u>	<u>8,121,841</u>	<u>(683,707)</u>	<u>(8.42%)</u>
Expenditures:				
Community development	3,589,593	6,691,382	(3,101,789)	(46.35%)
Principal retirement	1,160,343	1,010,000	150,343	14.89%
Interest and fiscal charges	543,934	556,635	(12,701)	(2.28%)
Bond issuance costs	-	29,350	(29,350)	100.00%
Total expenditures	<u>5,293,870</u>	<u>8,287,367</u>	<u>(2,993,497)</u>	<u>-36.12%</u>
Excess before other financing sources (uses)	2,144,264	(165,526)	2,309,790	(1,395.42%)
Other financing sources (uses)	(3,729,920)	(1,950,335)	(1,779,585)	91.25%
Change in fund balances	<u>(1,585,656)</u>	<u>(2,115,861)</u>	<u>530,205</u>	<u>(25.06%)</u>

The change in fund balances for the Agency's governmental funds decreased by \$530,205. This is primarily the result of decreased expenditures for the State SERAF Shift of redevelopment money.

The increase in principal retirements was due to normal debt service payments during the year.

Capital Asset and Debt Administration

CAPITAL ASSETS

As of June 30, 2011, the Agency's investment in capital assets for its governmental activities was \$1,016,242. This investment in capital assets primarily includes property held for future redevelopment. The Agency transferred \$2,110,622 of capital assets to the City during fiscal year June 30, 2011. Additional information on the Agency's capital assets can be found in Note 5 in the Notes to Basic Financial Statements.

ANTIOCH DEVELOPMENT AGENCY
Management's Discussion and Analysis
June 30, 2011

LONG-TERM DEBT

The Agency's total tax allocation bonds decreased from \$12,140,841 to \$10,980,498 due to scheduled debt service payments. For additional information, see Note 6 in the Notes to Basic Financial Statements.

Economic Factors and Next Year's Budget

The following factors were considered in preparing the Agency's budget for the 2011-12 fiscal year:

- Nominal increases in tax increment revenue

Economic factors to be considered include the economic condition of the State with respect to the economy as a whole, which affects property values and new growth within the Agency project areas. In addition, the California State Legislature passed AB 1X 26 and AB 1X 27 after adoption of the Agency budget, which effectively eliminates redevelopment agencies unless cities opt into a voluntary redevelopment program that will pay the state a portion of tax increment each year. The Antioch Development Agency has taken actions to opt in to this program, but a lawsuit has been filed by the California Redevelopment Association and the League of California Cities on behalf of agencies challenging the constitutionality of these bills. There is currently a stay on the bills until the lawsuit is reviewed by the court. The Agency adopted an Enforceable Obligations Schedule on August 25, 2011 allowing it to pay contractual obligations through December 2011.

Contacting the Agency's Financial Management

This financial report is designed to provide a general overview of the Agency's finances for all those with an interest. Questions concerning any of the information provided in this report or requests for additional financial information should be addressed to the Executive Director, Antioch Development Agency, P.O. Box 5007, Antioch, CA 94531-5007.

This page intentionally left blank.

BASIC FINANCIAL STATEMENTS

This page intentionally left blank.

GOVERNMENT-WIDE FINANCIAL STATEMENTS

Antioch Development Agency
Statement of Net Assets
June 30, 2011

	<u>Governmental Activities</u>
ASSETS	
Cash pooled with City of Antioch	\$ 6,045,732
Restricted investments with fiscal agents	252,717
Accounts receivable, net	2,800
Interest receivable	2
Prepaid items	1,837
Loans receivable, net	13,979,760
Capital assets:	
Nondepreciable	<u>1,016,242</u>
Total assets	<u>21,299,090</u>
LIABILITIES	
Accounts payable	51,261
Accrued payroll	8,340
Interest payable	175,538
Long-term obligations:	
Due within one year	1,319,366
Due beyond one year	<u>9,661,132</u>
Total liabilities	<u>11,215,637</u>
NET ASSETS	
Invested in capital assets, net of related debt	1,016,242
Restricted for:	
Debt service	253,691
Low and moderate income housing	20,020,998
Economic Development	2,184,411
Unrestricted	<u>(13,391,889)</u>
Total net assets	<u>\$ 10,083,453</u>

See accompanying Notes to Basic Financial Statements.

Antioch Development Agency
Statement of Activities and Changes in Net Assets
For the Fiscal Year Ended June 30, 2011

Functions/Programs	Expenses	Program revenues		Net (Expense) Revenue and Changes in Net Assets
		Operating Grants and Contributions	Total	
Primary government:				
Governmental activities:				
Community development	\$ 3,543,885	\$ 145,642	\$ 145,642	\$ (3,398,243)
Interest	525,277	-	-	(525,277)
Total primary government	\$ 4,069,162	\$ 145,642	\$ 145,642	(3,923,520)
 General Revenues:				
				7,348,731
				74,740
				(5,840,542)
				1,582,929
				(2,340,591)
				12,424,044
				\$ 10,083,453

See accompanying Notes to Basic Financial Statements.

This page intentionally left blank.

FUND FINANCIAL STATEMENTS

Governmental Fund Financial Statements

This page intentionally left blank.

GOVERNMENTAL FUND FINANCIAL STATEMENTS

Antioch Development Agency
Balance Sheet
Governmental Funds
June 30, 2011

	Capital Projects Funds		
	Low and Moderate Housing	Project Area #1	Project Area #2
ASSETS			
Cash pooled with City of Antioch	\$ 2,552,855	\$ 1,132,666	\$ 1,811,007
Restricted investments with fiscal agents	-	-	-
Accounts receivable, net	2,800	-	-
Interest receivable	-	-	-
Prepaid items	-	865	-
Loans receivable	14,324,018	199,397	-
Advances to other funds	3,537,849	-	-
Total assets	\$ 20,417,522	\$ 1,332,928	\$ 1,811,007
LIABILITIES			
Accounts payable	\$ 49,980	\$ 1,019	\$ 262
Accrued payroll	2,286	6,054	-
Unearned revenue	14,324,018	199,397	-
Advances from other funds	-	3,537,849	-
Total liabilities	14,376,284	3,744,319	262
FUND BALANCES			
Nonspendable	3,537,849	865	-
Restricted	2,503,389	-	1,810,745
Unassigned	-	(2,412,256)	-
Total fund balances	6,041,238	(2,411,391)	1,810,745
Total liabilities and fund balances	\$ 20,417,522	\$ 1,332,928	\$ 1,811,007

See accompanying Notes to Basic Financial Statements.

Capital Projects			
Fund	Debt Service	Non - Major	
Project Area #4	Project Area #1	Governmental Funds	Total
\$ 183,980	\$ -	\$ 365,224	\$ 6,045,732
-	146,014	106,703	252,717
-	-	-	2,800
-	1	1	2
-	972	-	1,837
-	-	37,201	14,560,616
-	-	-	3,537,849
<u>\$ 183,980</u>	<u>\$ 146,987</u>	<u>\$ 509,129</u>	<u>\$ 24,401,553</u>
\$ -	\$ -	\$ -	\$ 51,261
-	-	-	8,340
-	-	37,201	14,560,616
-	-	-	3,537,849
<u>-</u>	<u>-</u>	<u>37,201</u>	<u>18,158,066</u>
-	972	-	3,539,686
183,980	146,015	471,928	5,116,057
-	-	-	(2,412,256)
<u>183,980</u>	<u>146,987</u>	<u>471,928</u>	<u>6,243,487</u>
<u>\$ 183,980</u>	<u>\$ 146,987</u>	<u>\$ 509,129</u>	<u>\$ 24,401,553</u>

Antioch Development Agency
Reconciliation of the Governmental Funds Balance Sheet to the
Government-Wide Statement of Net Assets
For the Fiscal Year Ended June 30, 2011

Total Fund Balances - Total Governmental Funds \$ 6,243,487

Amounts reported for governmental activities in the Statement of Net Assets were different because:

Capital assets used in governmental activities were not current financial resources. Therefore, they were not reported in the Governmental Funds Balance Sheet. The capital assets were adjusted as follows:

Nondepreciable 1,016,242

Revenues which are deferred on the Governmental Funds Balance Sheet because they are not currently available are reported as revenue in the Statement of Activities and Changes in Net Assets and accordingly increase the net assets on the Statement of Net Assets. 13,979,760

Long-term liabilities consisting of bonds payable, were not due and payable in the current period. Therefore, they were not reported in the Governmental Funds Balance Sheet.

Tax allocation bonds (10,980,498)

Interest payable (175,538)

Net Assets of Governmental Activities \$ 10,083,453

See accompanying Notes to Basic Financial Statements.

This page intentionally left blank.

Antioch Development Agency
Statement of Revenues, Expenditures and Changes in Fund Balances
Governmental Funds
For the Fiscal Year Ended June 30, 2011

	Capital Projects Funds			
	Low and Moderate Housing	Project Area #1	Project Area #2	Project Area #4
REVENUES:				
Incremental property taxes	\$ -	\$ 4,453,447	\$ 1,051,231	\$ 1,174,585
Investment income	29,363	14,497	21,419	4,501
Other	6,300	-	-	-
Total revenues	35,663	4,467,944	1,072,650	1,179,086
EXPENDITURES:				
Current:				
Community development	1,140,660	1,568,481	75,838	556,889
Debt service:				
Principal retirement	-	-	-	-
Interest and fiscal charges	-	-	-	-
Total expenditures	1,140,660	1,568,481	75,838	556,889
REVENUES OVER (UNDER) EXPENDITURES	(1,104,997)	2,899,463	996,812	622,197
OTHER FINANCING SOURCES (USES):				
Transfers in	1,469,746	-	-	4,530
Transfers out	-	(2,449,014)	(353,970)	(234,917)
Transfers to the City of Antioch	-	(2,734,187)	(305,487)	(487,619)
Total other financing sources (uses)	1,469,746	(5,183,201)	(659,457)	(718,006)
Net change in fund balance	364,749	(2,283,738)	337,355	(95,809)
Fund balance, beginning of year	5,676,489	(127,653)	1,473,390	279,789
Fund balance, end of year	\$ 6,041,238	\$ (2,411,391)	\$ 1,810,745	\$ 183,980

See accompanying Notes to Basic Financial Statements.

<u>Debt Service</u>		
<u>Project Area #1</u>	<u>Non - Major Governmental Funds</u>	<u>Total</u>
\$ -	\$ 669,468	\$ 7,348,731
23	4,937	74,740
-	8,363	14,663
<u>23</u>	<u>682,768</u>	<u>7,438,134</u>
8	247,717	3,589,593
1,070,343	90,000	1,160,343
487,015	56,919	543,934
<u>1,557,366</u>	<u>394,636</u>	<u>5,293,870</u>
<u>(1,557,343)</u>	<u>288,132</u>	<u>2,144,264</u>
1,558,325	143,724	3,176,325
-	(138,424)	(3,176,325)
-	(202,627)	(3,729,920)
<u>1,558,325</u>	<u>(197,327)</u>	<u>(3,729,920)</u>
982	90,805	(1,585,656)
146,005	381,123	7,829,143
<u>\$ 146,987</u>	<u>\$ 471,928</u>	<u>\$ 6,243,487</u>

Antioch Development Agency

Reconciliation of the Governmental Funds Statement of Revenues, Expenditures, and Changes in Fund Balances to the Government-Wide Statement of Activities and Changes in Net Assets For the Fiscal Year Ended June 30, 2011

Net Change in Fund Balances - Total Governmental Funds	\$ (1,585,656)
--	----------------

Amounts reported for governmental activities in the Statement of Activities and Changes in Net Assets were different because:

Losses from the disposal or deletion of capital assets are not expenditures on the governmental-funds, but they are expenditures on the Statement of Activities and Changes in Net Assets.

Transfers of capital assets to the City	(2,110,622)
---	-------------

Interest on deferred loans in the Statement of Activities do not provide current financial resources and are not reported as revenues in the funds.

261,724

fund balance because current financial resources have been received. For the Agency as a whole, however, the loan payments reduce the receivables in the Statement of Net Assets and do not result as a revenue in the Statement of Activities and Changes in Net Assets. The Agency's loans receivable was reduced because loan payments were received.

(130,745)

Governmental funds report expenditures pertaining to the establishment of certain deferred credits related to long-term loans made. These deferred credits are not reported on the Statement of Net Assets and, therefore, the corresponding expense is not reported on the Statement of Activities and Changes in Net Assets.

45,708

Repayment (or issuance) of long-term obligations is an expenditure (or revenue) in the governmental funds but the repayment (or issuance) reduces (or increases) long-term obligations in the Statement of Net Assets.

 Annual principal repayments:

Tax allocation bonds	1,160,343
----------------------	-----------

Some expenses reported in the Statement of Activities and Changes in Net Assets do not require the use of current financial resources and therefore are not reported as expenditures in governmental funds.

Decrease in accrued interest payable	<u>18,657</u>
--------------------------------------	---------------

Change in Net Assets of Governmental Activities	<u><u>\$ (2,340,591)</u></u>
--	-------------------------------------

See accompanying Notes to Basic Financial Statements.

ANTIOCH DEVELOPMENT AGENCY
Notes to Basic Financial Statements
June 30, 2011

NOTE 1 - PURPOSE AND SUMMARY OF SIGNIFICANT ACCOUNTING POLICIES

A. Reporting entity

The Antioch Development Agency (Agency) was formed June 25, 1974, for the purpose of renovating designated areas within the City of Antioch (City). It is a component unit of the City and is accounted for in separate funds established by the City. The members of the City Council serve as the Agency's directors. The Agency's primary source of revenue is property taxes, referred to in the accompanying basic financial statements as "incremental property taxes". Property taxes allocated to the Agency are computed in the following manner:

- a. The assessed valuation of all property within each Agency project area is determined on the date of adoption of the Redevelopment Plan by a designation of a fiscal year assessment roll.
- b. Property taxes related to the incremental increase in assessed values after the adoption of the Redevelopment Plan are allocated to the Agency; all taxes on the "frozen" assessed valuation of the property are allocated to the City and other districts receiving taxes from the project area.

The Agency has no power to levy and collect taxes and any legislative property tax reduction would lower the amount of tax revenues that would otherwise be available to pay the principal and interest on bonds or loans from the City. Conversely, any increase in the tax rate or assessed valuation or any elimination of present exemptions would increase the amount of tax revenues that would be available to pay principal and interest on bonds or loans from the City.

B. Redevelopment Areas and Projects

The Agency comprises five redevelopment project areas, within which there are individual projects. A project is generally a facility or infrastructure improvement at a specific location in the redevelopment area.

Project Area #1 was adopted in 1975 and includes approximately 1,024 acres of mostly nonresidential areas in the northern and western portions of the City including City Hall and waterfront.

Project Area #2 was adopted in 1984 and includes approximately 130 acres of industrial district bordered by West 10th Street, Somersville Road and the Southern Pacific Railroad.

Project Area #3 was adopted in 1986 and includes approximately 245 acres of light industrial and residential areas along the north side of State Highway 4, east of Hillcrest Avenue.

Project Area #4 was adopted in 1989 and includes approximately 203 acres of industrial district south of Wilbur Avenue on the east side of the City to State Highway 160.

Project Area #4.1 was adopted in 1990 and includes approximately 52 acres of planned industrial area on the eastern edge of the City bordered by State Highway 160, 18th Street, Santa Fe Railway and Willow Avenue.

C. Government-Wide Financial Statements

The government-wide financial statements (i.e., the statement of net assets and the statement of activities) report information on the Agency's activities. For the most part, the effect of interfund activity has been removed from these statements. The Agency is only engaged in governmental activities, which normally are supported by taxes and intergovernmental revenues.

ANTIOCH DEVELOPMENT AGENCY
Notes to Basic Financial Statements
June 30, 2011

The statement of activities demonstrates the degree to which the direct expenses of a given function or segment is offset by program revenues. Direct expenses are those that are clearly identifiable with a specific function or segment. Program revenues include (1) charges to customers or applicants who purchase, use or directly benefit from goods, services or privileges provided by a given function or segment and (2) grants and contributions that are restricted to meeting the operational or capital requirements of a particular function or segment. Taxes and other items not properly included among program revenues are reported instead as general revenues.

D. Measurement Focus, Basis of Accounting and Financial Statement Presentation

The government-wide financial statements are reported using the economic resources measurement focus and the accrual basis of accounting. Revenues are recorded when earned and expenses are recorded when a liability is incurred, regardless of the timing of cash flows. Property taxes are recognized as revenues in the year for which they are levied. Grants and similar items are recognized as revenue as soon as all eligibility requirements have been met.

Governmental fund financial statements are reported using the current financial resources measurement focus and the modified accrual basis of accounting. Revenues are recognized as soon as they are both measurable and available. Revenues are considered to be available if they are collected within 60 days of the end of the current fiscal year. Expenditures generally are recorded when a liability is incurred, as under accrual accounting. However, debt service expenditures are recorded only when payment is due.

Property taxes and interest associated with the current fiscal period are all considered being susceptible to accrual and so have been recognized as revenues of the current fiscal period. All other revenue items are considered to be measurable and available only when the Agency receives cash.

The Agency reports the following major governmental funds:

Low and Moderate Housing Capital Projects Fund is used to account for tax increment revenues which will be used by the Agency for the purposes of increasing and improving the City's supply of housing for persons and families of low or moderate income.

Project Areas #1, #2 and #4 Capital Projects Funds account for loans and advances from the City, bond proceeds available for project improvements, interest income on invested funds and certain miscellaneous income for each of the Agency's five redevelopment project areas. Expenditures from these funds are primarily for administrative expenditures and development project costs.

Project Area #1 Debt Service Funds is used to account for interest income earned on funds on deposit with the trustee for the tax allocation bonds. Expenditures in this fund are primarily for principal and interest payments on the bonds.

E. Cash and investments

Cash and investments include cash in the City's investment pool used to meet current obligations carried at fair value and investments with fiscal agents.

Investments with fiscal agents are carried at fair value. The fair value of investments is determined annually and is based on current market prices.

F. Loans Receivable

For the purposes of the fund financial statements, expenditures related to long-term loans arising from loan subsidy programs are charged to operations upon funding and the loans are recorded, net of an estimated allowance for potentially uncollectible loans, with an offset to a deferred credit account. The balance of the long-term loans receivable includes loans that may be forgiven if certain terms and conditions of the loans are met. For purposes of the government-wide financial statements, long-term loans are not offset by deferred credit.

ANTIOCH DEVELOPMENT AGENCY
Notes to Basic Financial Statements
June 30, 2011

G. Capital Assets

Capital assets are recorded at historical cost or at estimated historical cost if actual historical cost is not available. Contributed capital assets are valued at their estimated fair market value on the date contributed. The Agency defines capital assets as assets with an initial, individual cost of more than \$5,000 and an estimated useful life in excess of one year. Capital assets used in operations are depreciated using the straight-line method over their estimated useful lives in the government-wide statements.

The estimated useful lives are as follows:

Buildings	20-50 years
Improvements other than buildings	10-30 years

Maintenance and repairs are charged to operations when incurred. Betterments and major improvements which significantly increase values, change capacities or extend useful lives are capitalized. Upon sale or retirement of capital assets, the cost and related accumulated depreciation are removed from the respective accounts and any resulting gain or loss is included in the statement of activities.

H. Long-term Obligations

In the government-wide financial statements, long-term debt and other long-term obligations are reported as liabilities in governmental activities. Bond premiums and discounts, as well as issuance costs, are deferred and amortized over the life of the bonds. Bonds payable are reported net of the applicable bond premium or discount. Bond issuance costs are reported as deferred charges and are amortized on a straight-line basis over the term of the related debt.

In the fund financial statements, governmental fund types recognize bond premiums and discounts, as well as bond issuance costs, during the current period. Issuance costs, whether or not withheld from the actual debt proceeds received are reported as debt service expenditures.

I. Property Taxes

Revenue is recognized in the fiscal year for which the tax is levied. The County of Contra Costa levies, bills, and collects property taxes for the Agency. Under the "Teeter Plan" the County remits the entire amount levied and handles all delinquencies, retaining interest, penalties and administrative charges.

Property taxes become a lien on January 1 of the preceding year. Secured property taxes are levied in March of the preceding fiscal year. Secured property tax is due in two installments, on November 1 and February 1. Taxes become delinquent after December 10 and April 10, respectively.

J. Estimates

The preparation of basic financial statements in conformity with accounting principles generally accepted in the United States of America requires management to make estimates and assumptions that affect certain reported amounts and disclosures. Accordingly, actual results could differ from those estimates.

ANTIOCH DEVELOPMENT AGENCY
Notes to Basic Financial Statements
June 30, 2011

NOTE 2 - CASH AND INVESTMENTS

A. Cash Pooled with City of Antioch

The Agency's cash and investments, excluding investments held by trustees or fiscal agents, are included in the City's cash and investment pool. The City's pooled cash and investments consist of cash in bank, U.S. government securities, medium-term notes, prime commercial paper, repurchase agreements, and deposits in the State's Local Agency Investment Fund (LAIF) as authorized by State statutes and the City's investment policy.

The California Government Code requires California banks and savings and loan associations to secure the City's cash deposits by pledging securities as collateral. This Code states that collateral pledged in this manner shall have the effect of perfecting a security interest in such collateral superior to those of a general creditor. Thus, collateral for cash deposits is considered to be held in the City's name. The market value of pledged government securities must equal 110% of the City's cash deposits. California law also allows institutions to secure City deposits by pledging first trust deed mortgage notes having a value of 150% of the City's total cash deposits. The City has waived collateral requirements for cash deposits, which are fully insured up to \$250,000 by the Federal Deposit Insurance Corporation or Savings Association Insurance Fund.

B. Investments

The City's investment policy, bond indentures and Section 53601 of the California Government Code allow the City to invest in the following types of investments:

- Securities of the U.S. Government or its agencies
- Certificates of Deposit
- Bankers' Acceptance
- Commercial Paper
- Investment Grade Medium Term Corporate Notes
- Repurchase Agreements
- Local Agency Investment Fund Deposits
- Insured Savings Accounts or Money Market Accounts
- Guaranteed Investment Contracts
- Mutual funds as permitted by the Code

The City did not enter into reverse repurchase agreements during the year ended June 30, 2011.

The City is a voluntary participant in the Local Agency Investment Fund (LAIF) that is regulated by California Government Code Section 16429 under the oversight of the Treasurer of the State of California. The balance is available for withdrawal on demand.

The City's investments with LAIF at June 30, 2011, include a portion of the pool funds invested in Structured Notes and Asset-Backed Securities. These investments include the following:

Structured Notes are debt securities (other than asset-backed securities) whose cash flow characteristics (coupon rate, redemption amount, or stated maturity) depend upon one or more indices and/or that have embedded forwards or options.

Asset-Backed Securities the bulk of which are mortgage-backed securities, entitle their purchasers to receive a share of the cash flows from a pool of assets such as principal and interest repayments from a pool of mortgages (such as Collateralized Mortgage Obligations) or credit card receivables.

As of June 30, 2011, the City invested in LAIF, which had invested 5.01% of the pool investments funds in Structured Notes and Asset-Back Securities. The City reports its investments in LAIF at the fair value amount provided by LAIF, which is the same value of the pool share. The fair value of LAIF was calculated by applying a factor of 1.001576470 to the total investments held by LAIF.

ANTIOCH DEVELOPMENT AGENCY
Notes to Basic Financial Statements
June 30, 2011

The City invests in the California Asset Management Program (CAMP) pool. A board of five trustees who are officials or employees of public agencies have oversight responsibility for CAMP. The value of the pool shares in CAMP, which may be withdrawn, is determined on an amortized cost basis, which is different than the fair value of the City's position in the pool.

C. Interest Rate Risk

As a means of limiting its exposure to fair value losses arising from interest rates, the City's investment policy limits investments to a maximum maturity of five years.

D. Credit Risk

State law limits investments in commercial paper and corporate bonds to the top two ratings issued by nationally recognized statistical rating organizations (NRSROs). It is the City's policy to limit its investments in these investments types to the top rating issued by NRSROs, including raters Standard & Poor's and Moody's Investor's Service. At June 30, 2011, the City's credit risks, expressed on a percentage basis, were as follows:

Credit Quality Distribution for Securities with Credit Exposure as a Percentage of Total Investments

<u>Investment Type</u>	<u>S&P's Credit Rating</u>	<u>% of Investments</u>
U.S. Government securities	TSY	41.34%
U.S. Government agencies	AAA	38.49%
Medium-term corporate notes	AA+	4.11%
Medium-term corporate notes	AA-	4.00%
Medium-term corporate notes	A+	3.54%
Medium-term corporate notes	AA	0.77%
Medium-term corporate notes	AAA	1.90%
Medium-term corporate notes	A	3.03%
Certificate of deposit	A-1+	2.82%
LAIF	not rated	0.00%
Money market	not rated	0.00%
Total		<u><u>100.00%</u></u>

E. Custodial Credit Risk

For an investment, custodial credit risk is the risk that, in the event of the failure of the counterparty, the City will not be able to recover the value of its investments or collateral securities that are in the possession of an outside party. None of the City's investments were subject to custodial credit risk.

ANTIOCH DEVELOPMENT AGENCY
Notes to Basic Financial Statements
June 30, 2011

NOTE 3 - INTERFUND TRANSFERS AND BALANCES

A. Interfund Transfers

Transfers between individual funds of the Agency during the fiscal year ended June 30, 2011, were as follows:

Transfers In					
Major Funds					
Transfer Out	Low and Moderate Housing	Project Area #4	Project Area #1 Debt Service	Non-major Governmental Funds	Total
Project Area #1	\$ 890,689	\$ -	\$ 1,558,325	\$ -	\$ 2,449,014
Project Area #2	210,246	-	-	143,724	353,970
Project Area #4	234,917	-	-	-	234,917
Non-major:					
Governmental Funds	133,894	4,530	-	-	138,424
Totals:	\$ 1,469,746	\$ 4,530	\$ 1,558,325	\$ 143,724	\$ 3,176,325

The transfers from the capital projects funds to the Low and Moderate Housing Capital Project Fund are to provide resources for the purposes of increasing and improving the City's supply of housing for persons and families of low or moderate income. The transfers to the debt service funds are to provide resources for the payment of debt service.

B. Interfund Advances

The Agency Project Areas are required by the State Health and Safety Code to annually set aside 20% of tax increment revenues for low and moderate income housing development. Project Area #1 was formed prior to the year this requirement was established. The Agency began repaying the unfunded set-aside in fiscal year 1996-1997. During the fiscal year ended June 30, 2001, the Agency adopted a formal deficit elimination plan for the low and moderate income set-aside fund. As part of this plan, the Agency agreed to pay \$25,000 per year from fiscal year 2000-2001 through 2015-2016, \$1,350,000 in fiscal year 2016-2017, \$1,405,000 in fiscal year 2017-18 and \$657,849 in fiscal year 2018-2019. The Agency made principal payments totaling \$25,000 during the fiscal year 2010-2011. The cumulative unfunded obligation, in the amount of \$3,537,849, is reported in the Project #1 Capital Projects Fund.

ANTIOCH DEVELOPMENT AGENCY
Notes to Basic Financial Statements
June 30, 2011

NOTE 4 - LOANS RECEIVABLE

The Agency primarily administers multi-unit rental improvement revolving loan funds using Agency housing set aside monies. The composition of the Agency's loans receivable as of June 30, 2011, is as follows:

Multi-unit rental rehabilitation loans:	
West Rivertown Apartments/Eden Housing Project	\$ 5,975,508
Terrace Glen Project	720,640
Pincrest Apartment Project	387,537
Rivertown Senior Housing	242,750
Hillcrest Terrace Project	1,264,347
Riverstone Apartments	2,191,494
Tabora Gardens	300,690
Housing & Rental Rehabilitation Loans	1,481,652
Bases Loaded Restaurant	199,397
Other loans	<u>1,796,601</u>
Total	<u><u>\$ 14,560,616</u></u>

A. West Rivertown Apartments/Eden Housing Project

This project is the construction of a 57-unit, affordable housing townhouse development in the City's downtown with financing assistance from the Agency and several other agencies. In May 2000, the Agency entered into a disposition, development and loan agreement with Eden Rivertown Limited Partnership (the Developers). Under the terms of the loan agreement, the Developer must repay up to \$3,601,686 (maximum loan amount) to the Agency which includes the purchase of the land from the Agency. The loan bears an interest rate of 3% per annum. The Developer is required to make annual payments of principal and interest to the Agency in the amount of 100% of residual receipts, less the portion of the residual receipts that is owed to Contra Costa County. Payments are to begin the July 1st after project completion and will end on the 55th anniversary date of the Agency promissory note dated February 11, 2002. In November 2005, the Agency agreed to loan an additional \$1,458,400 to the Developers to construct and additional 40 units. This loan bears interest at 3% per annum and will end on the 55th anniversary date of the issuance of certificates of occupancy by the City. Total principal and interest outstanding on these loans at June 30, 2011 is \$5,975,508.

B. Terrace Glen Project

This project consists of a 32-unit multi-family rental housing development. In August 1998, the City and the Agency made a commitment for \$850,000 in Community Development Block Grant (CDBG) funds, and \$547,625 in housing set-aside funds, respectively, towards this project. Commencing November 6, 1996, the loan accrues simple interest at 3% per annum. The 55-year term loan is secured by a deed of trust. Commencing on October 1, 1999, and on October 1 of each year thereafter, the developer will pay the City/Agency's pro-rate percentage of the lender's share of residual receipts to the extent there is residual receipts. Payments will be first credited against accrued interest and then against principal. Any outstanding principal and interest is due and payable in full in March 2054. Principal and interest outstanding at June 30, 2011 is \$720,640.

ANTIOCH DEVELOPMENT AGENCY
Notes to Basic Financial Statements
June 30, 2011

C. Pincrest Apartment Project

This project consists of a 24-unit residential development. In September 2000, the City and the Agency made a commitment for \$570,000 in CDBG funds and \$300,000 in housing set-aside funds, respectively, towards this project. Commencing on the first date of disbursement, the loan accrues simple interest at 3% per annum. The 55-year term loan is secured by a deed of trust. Commencing on May 1, 2002, and on May 1 of each year thereafter, the developer will pay the City a pro-rata percentage of the lender's share of residual receipts to the extent there is residual receipts. Payments will be first credited against accrued interest and then against principal. Any outstanding principal and interest is due and payable in full in May 2055. Principal and interest outstanding at June 30, 2011 is \$387,537.

D. Rivertown Senior Housing

This project consists of a 50-unit, affordable senior housing project. In September 1992, the Agency made a commitment for \$442,750 in housing set-aside funds toward this project. In September 2001, the loan was amended to reduce the principal amount by \$200,000 to reflect funds not borrowed for the project. The loan is noninterest bearing and secured by a deed of trust with affordable housing requirements for 40 years. The balance of the loan is due and payable on October 1, 2033. Principal outstanding at June 30, 2011 is \$242,750.

E. Hillcrest Terrace Project

This project consists of a 65-unit, affordable senior housing project. In October 1998, the Agency made a commitment for \$731,175 in housing set-aside funds toward this project. In September 2001, another \$200,000 of funds was committed. Commencing on the first date of disbursement, the loan accrues simple interest at 3% per annum. The 55-year term loan is secured by a deed of trust. Commencing on June 1 after project completion, and on June 1 of each year thereafter, the developer will pay the Agency one-half of the residual receipts to the extent there is residual receipts. Payments will be first credited against accrued interest and then against principal. Any outstanding principal and interest is due and payable in full in June 2055. Principal and interest outstanding at June 30, 2011 is \$1,264,347.

F. Riverstone Apartments

This project consists of acquisition and rehabilitation of 136 apartment rental units for low and very low income households. On July 1, 2007, the Agency made a commitment for \$2,025,000 in housing set-aside funds toward this project. Commencing on the first date of disbursement, the loan accrues simple interest at 3% per annum. The 55-year loan term is secured by a deed of trust. Commencing on May 1st following the fifteenth anniversary of the first disbursement of the loan, and on May 1st of each year thereafter for the term of the loan, the developer will make repayments equal to the lesser of (i) the amount necessary to fully amortize the repayment of principal and interest on the loan for the remaining term or (ii) residual receipts. Payments will be first credited against accrued interest and then principal. Principal and interest outstanding at June 30, 2011 is \$2,191,494.

G. Tabora Gardens

This project consists of acquisition and development of 85 units of senior, multifamily housing affordable to low income households. On June 6, 2011, the Agency made a commitment for \$300,000 in housing set-aside funds toward this project. Commencing on the first date of disbursement, the loan accrues simple interest at 3% per annum. The 58-year loan term is secured by a deed of trust. The loan is fully deferred and payment in full, including interest, is due upon expiration of the term. Principal and interest outstanding at June 30, 2011 is \$300,690.

ANTIOCH DEVELOPMENT AGENCY
Notes to Basic Financial Statements
June 30, 2011

H. Bases Loaded Restaurant

The Agency established a restaurant incentive program to assist owners and operators of new restaurants to be located in the Rivertown District. The loan is to be used for payment of costs for certain capital improvements. The agency made a loan available in the amount of \$300,000. The term of this loan is three years, measured from the date of issuance of the Certificate of Occupancy, or if none, from the date that the restaurant opens for business. Each year that this agreement is in effect, the agency will forgive one-third (33 1/3%) of the amount loaned. Upon the restaurant having been in continuous operation for three years from the date specified above, the entire amount of the loan will be forgiven and the funds shall be considered to have been a grant. Upon termination of agreement prior to successful completion of the full three years, the owner will be obligated to pay the agency interest of the principal owed at the average rate of interest received by agency on its funds deposited in LAIF. Principal outstanding as of June 30, 2011 is \$199,397.

I. Housing and Rental Rehabilitation Loans

The Agency administers rental and home improvement revolving loan funds. The program provides below market rate loans, secured by deeds of trust, to eligible participants for rental and housing rehabilitation. Although payments for most loans are amortized over an established payment schedule, some loans allow for deferred payment of accrued interest and principal until the homeowner's property is sold or transferred, primarily for seniors and very low-income families. Repayments received from the outstanding loans are used to make additional rental and housing rehabilitation loans. Balances outstanding at June 30, 2011 total \$1,481,652.

J. Other Loans

The Agency administers a first time homebuyer loan program for qualified applicants. Principal is due at the end of 30 years or upon default, refinancing, sale or transfer of the property. The Agency is also entitled to a pro-rata share of appreciation on the property when the principal is paid. As of June 30, 2011, there is \$1,759,400 of loans outstanding.

In November 2000, the Agency entered into an 18-month lease agreement for the Vineyard Business Park. The Agency was obligated to lease 33,000 square feet of space until new tenants were assigned, or the end of the agreement, whichever occurred first. The lessor was then obligated to repay rents collected from the Agency at 10% per year for 10 years following the end of the agreement. Repayment of the \$99,753 obligation began in March 2004. The balance outstanding at June 30, 2011 is \$37,201.

ANTIOCH DEVELOPMENT AGENCY
Notes to Basic Financial Statements
June 30, 2011

NOTE 5 - CAPITAL ASSETS

Changes in capital assets during the year ended June 30, 2011, were as follows:

	July 1, 2010	Additions	Transfers to the City	June 30, 2011
<i>Nondepreciable</i>				
Land	\$ 2,747,442	\$ -	\$(1,731,200)	\$ 1,016,242
<i>Depreciable</i>				
Buildings	794,928	-	(794,928)	-
Improvements other than buildings	14,431	-	(14,431)	-
Total depreciable capital assets, gross	<u>809,359</u>	<u>-</u>	<u>(809,359)</u>	<u>-</u>
<i>Less accumulated depreciation for:</i>				
Buildings	(422,001)	-	422,001	-
Improvements other than buildings	(7,936)	-	7,936	-
Total accumulated depreciation	<u>(429,937)</u>	<u>-</u>	<u>429,937</u>	<u>-</u>
Total depreciable capital assets, net	<u>379,422</u>	<u>-</u>	<u>(379,422)</u>	<u>-</u>
Governmental activities, capital assets, net	<u>\$ 3,126,864</u>	<u>\$ -</u>	<u>\$(2,110,622)</u>	<u>\$ 1,016,242</u>

NOTE 6 - LONG-TERM OBLIGATIONS

A. Changes in long-term obligations were as follows:

	July 1, 2010	Retirements	June 30, 2011	Amounts Due Within one year
<i>Tax Allocation Bonds:</i>				
1994 Project Area #2, 6.7-7.13%, due 2014	\$ 755,000	\$ 90,000	\$ 665,000	\$ 205,000
2000 Project Area #1 Refunding, 4-5%, due 2017	9,305,000	975,000	8,330,000	1,020,000
2009 Project Area #1, 2.6%, due 2027	2,080,841	95,343	1,985,498	94,366
Total Tax Allocation Bonds	<u>12,140,841</u>	<u>1,160,343</u>	<u>10,980,498</u>	<u>1,319,366</u>
Total long-term obligations	<u>\$ 12,140,841</u>	<u>\$ 1,160,343</u>	<u>\$ 10,980,498</u>	<u>\$ 1,319,366</u>

B. Tax Allocation Bonds

Tax Allocation Bonds were issued in 1994, 2000, and 2009 by the Agency in the amount of \$1,475,000 and \$14,450,000, and \$2,080,841 respectively. The 1994 bonds were issued to implement the Redevelopment Plan for Project Area 2 and included the acquisition and improvement of land and capital improvements. The 2000 bonds were issued to refund the 1990 and 1992 Tax Allocation Bonds. The 2009 bonds were issued to fund the Markley Creek Remediation Project and purchased by the State of California Department of Water Resources. Interest payments on the 2000 refunding issue and the 2009 bonds are payable semiannually on March 1 and September 1. Interest payments on the 1994 bonds are payable semiannually on January 1 and July 1. Bonds maturing on or after January 1, 2005, for the 1994 issue are subject to redemption on any interest payment after January 1, 2004, at par plus a premium of up to two percent. Bonds maturing after September 1, 2009, for the 2000 issue are subject to redemption on any maturity payment date after September 1, 2008, at a redemption price equal to the principal amount plus accrued interest without premium. The Bonds are special obligations of the Agency and are secured by the Agency's tax increment revenues.

The total principal and interest remaining to be paid on the bonds is \$13,064,337. For the current year, principal and interest paid were \$1,692,855 and property tax increment net revenues were \$1,702,081. The tax allocation bonds required 99% of net revenues

ANTIOCH DEVELOPMENT AGENCY
Notes to Basic Financial Statements
June 30, 2011

C. Repayment Requirements

Long-term debt repayment requirements for the Tax Allocation Bonds (including sinking fund payments) are shown below:

June 30	Principal	Interest
2012	\$ 1,319,366	\$ 478,236
2013	1,386,819	412,540
2014	1,469,336	342,050
2015	1,286,919	266,329
2016	1,344,569	204,536
2017-2021	3,250,069	293,653
2022-2026	642,448	79,143
2027-2031	280,972	7,352
Total	<u>\$ 10,980,498</u>	<u>\$ 2,083,839</u>

All monies in the Debt Service Funds are pledged for the payment of the Tax Allocation Bonds.

NOTE 7 - FUND EQUITY

A. Fund Balance

Fund balances, presented in the governmental fund financial statements, represent the difference between assets and liabilities reported in a governmental fund. In fiscal year 2011, the Agency implemented the provisions of GASB Statement No. 54, *Fund Balance Reporting and Governmental Fund Type Definitions*. GASB 54 establishes criteria for classifying fund balances into specifically defined classifications and clarifies definitions for governmental funds. Fund balances are classified into categories based upon the type of restrictions imposed on the use of funds.

As of June 30, 2011 components of fund balance are described below:

- *Nonspendable* – portion of net resources that cannot be spent because of its form (i.e., long term loans, prepaids).
- *Restricted* – portion of net resources that are limited in use by grantors, laws or enabling legislation.
- *Committed* – portion of net resources that are limited to the use as established by formal action of the City Council.
- *Assigned* – portion of net resources held for the use as established by the City Manager or his designee.
- *Unassigned* – portion of net resources that represents amounts in excess of the other fund balance components.

ANTIOCH DEVELOPMENT AGENCY
Notes to Basic Financial Statements
June 30, 2011

The Agency spends restricted fund balances first when expenditures are incurred for purposes for which both restricted and unrestricted (committed, assigned, or unassigned) amounts are available. Committed and assigned fund balances are considered to have been spent first before unassigned fund balances have been spent when expenditures are incurred for the purposes for which amounts in any of those unrestricted fund balance classifications could be used.

	Major Funds						Total
	Low and Moderate Housing	Project Area #1	Project Area #2	Project Area #4	Project Area #1 Debt Service	Non-Major Governmental Funds	
	Nonspendable:						
Prepays	\$ -	\$ 865	\$ -	\$ -	\$ 972	-	\$ 1,837
Advances to other funds	3,537,849	-	-	-	-	-	3,537,849
Total nonspendable	3,537,849	865	-	-	972	-	3,539,686
Restricted:							
Debt service		-	-	-	146,015	106,704	252,719
Housing & development	2,503,389	-	-	-	-	-	2,503,389
Economic development		-	1,810,745	183,980	-	365,224	2,359,949
Total restricted	2,503,389	-	1,810,745	183,980	146,015	471,928	5,116,057
Unassigned	-	(2,412,256)	-	-	-	-	(2,412,256)
Total fund balances	\$ 6,041,238	\$ (2,411,391)	\$ 1,810,745	\$ 183,980	\$ 146,987	\$ 471,928	\$ 6,243,487

B. Net Assets

The Agency carries a net asset balance in the amount of \$10,083,453 in order to collect tax increment due to the nature of tax increment financing method allowed under California law. In California a redevelopment agency issues bonds or incurs long-term debt to finance its redevelopment projects by pledging future tax increment revenues. The Agency uses the debt proceeds to finance its redevelopment projects which are maintained by the City. As a result, the public facilities are recorded as assets of the City but the related debt issued to finance these projects remains with the Agency.

As of June 30, 2011 components of net assets are described below:

Invested In Capital Assets, Net of Related Debt - This category groups all capital assets, including infrastructure, into one component of net assets. Accumulated depreciation and the outstanding balances of debt that are attributable to the acquisition, construction or improvement of these assets reduce the balance in this category.

Restricted Net Assets - This category presents external restrictions imposed by creditors, grantors, contributors or laws or regulations of other governments and restrictions imposed by law through constitutional provisions or enabling legislation.

Unrestricted Net Assets - This category represents net assets of the Agency, not restricted for any project or other purpose.

ANTIOCH DEVELOPMENT AGENCY
Notes to Basic Financial Statements
June 30, 2011

NOTE 8 - RELATED PARTY TRANSACTIONS

A. Intergovernmental Expenditures

The City Council serves as the governing body of the Agency. The City also provides substantially all administrative services to the Agency. In 2011, the Agency paid the following to the City and related component unit:

	Capitla Projects Funds					Total
	Project Area #1	Project Area #2	Project Area #3	Project Area #4	Project Area #4.1	
Administrative Services	\$ 50,000	\$ -	\$ -	\$ -	\$ -	\$ 50,000
Police facility lease payments to the Antioch Public Financing Authority	937,729	305,487	38,669	487,619	163,958	1,933,462
Marina administration and maintenance	706,458	-	-	-	-	706,458
Capital projects	1,040,000	-	-	-	-	1,040,000
Total	\$ 2,734,187	\$ 305,487	\$ 38,669	\$ 487,619	\$ 163,958	\$ 3,729,920

On March 1, 2002, the Agency entered into a Second Amended and Restated Reimbursement Agreement with the City. Under the terms of the agreement, tax increment revenues from each Project Area will be used to repay the City for a proportionate share of all base rental payments made by the City to the Antioch Public Financing Authority related to the Authority's 2002 Series A and B Lease Revenue Bonds issued to fund construction of certain capital projects within the redevelopment agency area.

NOTE 9 - RISK MANAGEMENT

The Agency is exposed to various risks of loss related to torts; theft of, damage to, and destruction of assets; errors and omissions; and natural disasters. The Agency participates in the Municipal Pooling Authority (MPA) as a component unit of the City. The purpose of the MPA is to spread the adverse effects of losses among the member agencies and to purchase excess insurance as a group, thereby reducing expenses. The Agency, through cost allocation from the City, contributes its pro rata share of anticipated premiums to pools administered by MPA.

ANTIOCH DEVELOPMENT AGENCY
Notes to Basic Financial Statements
June 30, 2011

NOTE 10 – SUBSEQUENT EVENTS

A. Recent Changes in Legislation Affecting California Redevelopment Agencies

On June 29, 2011, the Governor of the State of California signed Assembly Bills X1 26 and 27 as part of the State's budget package. Assembly Bill X1 26 requires each California redevelopment agency to suspend nearly all activities except to implement existing contracts, meet already-incurred obligations, preserve its assets and prepare for the impending dissolution of the agency. Assembly Bill X1 27 provides a means for redevelopment agencies to continue to exist and operate by means of a Voluntary Alternative Redevelopment Program. Under this program, each city would adopt an ordinance agreeing to make certain payments to the County Auditor Controller in fiscal year 2011-12 and annual payments each fiscal year thereafter. Assembly Bill X1 26 indicates that the city "may use any available funds not otherwise obligated for other uses" to make this payment. The City of Antioch intends to use available monies of its redevelopment agency for this purpose and the City and Agency have approved a reimbursement agreement to accomplish that objective. The amounts to be paid after fiscal year 2012-13 have yet to be determined by the state legislature.

Assembly Bill X1 26 directs the State Controller of the State of California to review the propriety of any transfers of assets between redevelopment agencies and other public bodies that occurred after January 1, 2011. If the public body that received such transfers is not contractually committed to a third party for the expenditure or encumbrance of those assets, the State Controller is required to order the available assets to be transferred to the public body designated as the successor agency by Assembly Bill X1 26.

In the event that Assembly Bill X1 26 is upheld, the interagency receivable recognized by funds of the City that had previously loaned or advanced funds to the redevelopment agency may become uncollectible resulting in a loss recognized by such funds. The City might additionally be impacted if reimbursements previously paid by the redevelopment agency to the City for shared administrative services are reduced or eliminated.

The League of California Cities and the California Redevelopment Association (CRA) filed a lawsuit on July 18, 2011 on behalf of cities, counties and redevelopment agencies petitioning the California Supreme Court to overturn Assembly Bills X1 26 and 27 on the grounds that these bills violate the California Constitution. On August 11, 2011, the California Supreme Court issued a stay of all of Assembly Bill X1 27 and most of Assembly Bill X1 26. The California Supreme Court stated in its order that "the briefing schedule is designed to facilitate oral argument as early as possible in 2011, and a decision before January 15, 2012." A second order issued by the California Supreme Court on August 17, 2011 indicated that certain provisions of Assembly Bills X1 26 and 27 were still in effect and not affected by its previous stay, including requirements to file an appeal of the determination of the community remittance payment by August 15, the requirement to adopt an Enforceable Obligations Payment Schedule ("EOPS") by August 29, 2011, and the requirement to prepare a preliminary draft of the initial Recognized Obligation Payment Schedule ("ROPS") by September 30, 2011.

Because the stay provided by Assembly Bill X1 26 only affects enforcement, each agency must adopt an Enforceable Obligation Payment Schedule and draft Recognized Obligation Payment Schedule prior to September 30, as required by the statute. Enforceable obligations include bonds, loans and payments required by the federal or State government; legally enforceable payments required in connection with agency employees such as pension payments and unemployment payments, judgments or settlements; legally binding and enforceable agreements or contracts; and contracts or agreements necessary for the continued administration or operation of the agency that are permitted for purposes set forth in AB1X 26.

ANTIOCH DEVELOPMENT AGENCY
Notes to Basic Financial Statements
June 30, 2011

On August 9, 2011, City Ordinance No. 2050-C-S was adopted, indicating that the City will comply with the Voluntary Alternative Redevelopment Program in order to permit the continued existence and operation of the agency, in the event Assembly Bills X1 26 and/or 27 are upheld as constitutional. The initial payment by the City is estimated to be \$3.16 million with one half due on January 15, 2012 and the other half due May 15, 2012. Thereafter, an estimated \$790K will be due annually. The amounts to be paid after fiscal year 2012-13 have yet to be determined by the State Legislature. The semi-annual payments will be due on January 15 and May 15 of each year and would increase or decrease with changes in tax increment. Additionally, an increased amount would be due to schools if any "new debt" is incurred. Assembly Bill X1 27 allows a one-year reprieve on the agency's obligation to contribute 20% of tax increment to the low-and-moderate-income housing fund so as to permit the Agency to assemble sufficient funds to make its initial payments. Failure to make these payments would require agencies to be terminated under the provisions of ABX1 26.

Management believes that the Agency will have sufficient funds to pay its obligations as they become due during the fiscal year ending June 30, 2012. The nature and extent of the operation of redevelopment agencies in the State of California beyond that time frame are dependent upon the outcome of litigation surrounding the actions of the state. In the event that Assembly Bills X1 26 and/or 27 are specifically found by the courts to be unconstitutional, there is a possibility that future legislative acts may create new challenges to the ability of redevelopment agencies in the State of California to continue in view of the California State Legislature's stated intent to eliminate California redevelopment agencies and to reduce their funding.

This page intentionally left blank

SUPPLEMENTARY INFORMATION

Antioch Development Agency
Balance Sheet
Non-Major Governmental Funds
June 30, 2011

	Capital Project		Debt Service	Total
	Project Area #3	Project Area #4.1	Project Area #2	
ASSETS				
Cash pooled with City of Antioch	\$ 152,761	\$ 212,463	\$ -	\$ 365,224
Restricted investments with fiscal agents	-	-	106,703	106,703
Interest receivable	-	-	1	1
Loans receivable	-	37,201	-	37,201
Total assets	\$ 152,761	\$ 249,664	\$ 106,704	\$ 509,129
LIABILITIES				
Accounts payable	\$ -	\$ -	\$ -	\$ -
Unearned revenue	-	37,201	-	37,201
Total liabilities	-	37,201	-	37,201
FUND BALANCES				
Restricted	152,761	212,463	106,704	471,928
Total fund balances	152,761	212,463	106,704	471,928
Total liabilities and fund balances	\$ 152,761	\$ 249,664	\$ 106,704	\$ 509,129

Antioch Development Agency
Statement of Revenues, Expenditures and Changes in Fund Balances
Non-Major Governmental Funds
For the Fiscal Year Ended June 30, 2011

	Capital Project		Debt Service	Total
	Project Area #3	Project Area #4.1	Project Area #2	
REVENUES:				
Incremental property taxes	\$ 35,003	\$ 634,465	\$ -	\$ 669,468
Investment income	1,795	3,134	8	4,937
Other	5,663	2,700	-	8,363
Total revenues	42,461	640,299	8	682,768
EXPENDITURES:				
Current:				
Community development	3,184	244,521	12	247,717
Debt service:				
Principal retirement	-	-	90,000	90,000
Interest and fiscal charges	-	-	56,919	56,919
Total expenditures	3,184	244,521	146,931	394,636
REVENUES OVER (UNDER) EXPENDITURES	39,277	395,778	(146,923)	288,132
OTHER FINANCING SOURCES (USES):				
Transfers in	-	-	143,724	143,724
Transfers out	(7,001)	(131,423)	-	(138,424)
Transfers to the City of Antioch	(38,669)	(163,958)	-	(202,627)
Total other financing sources (uses)	(45,670)	(295,381)	143,724	(197,327)
Net change in fund balance	(6,393)	100,397	(3,199)	90,805
Fund balance, beginning of year	159,154	112,066	109,903	381,123
Fund balance, end of year	\$ 152,761	\$ 212,463	\$ 106,704	\$ 471,928

Antioch Development Agency
Supplementary Information
For the Fiscal Year Ended June 30, 2011

Excess Surplus Calculation as of 07/01/2010

Opening Fund Balance - July 1, 2010 \$ 5,676,489

Less Unavailable Amounts:

Land held for resale	\$ -	
Encumbrances (Section 33334.12 (g)(2))	-	
Unspent debt proceeds (Section 33334.12 (g)(3)(B))	-	
Other housing fund asset	(3,562,849)	
		<u>(3,562,849)</u>
Available Low and Moderate Income Housing Funds		<u>2,113,640</u>

Limitation (greater of \$1,000,000 or four years set-aside)

Set-Aside for last four years:

Prior Year 1 - 2010	1,626,577
Prior Year 2 - 2009	1,615,389
Prior Year 3 - 2008	1,499,993
Prior Year 4 - 2007	<u>1,427,982</u>
	<u>\$ 6,169,941</u>
Base limitation	<u>\$ 1,000,000</u>

Greater amount \$ 6,169,941

Computed Excess/Surplus None

ANTIOCH DEVELOPMENT AGENCY
Notes to Supplementary Information
June 30, 2011

BUDGETARY BASIS OF ACCOUNTING

The Agency follows these procedures in establishing the budgetary data reflected in the required supplementary information:

1. The Director submits to the Board of Directors a proposed operating budget for the fiscal year commencing the following July 1. The operating budget includes proposed expenditures and the means of financing them.
2. Public hearings are conducted to obtain taxpayer comments.
3. The budget is legally enacted through passage of a minute order.
4. The Director is authorized to transfer budgeted amounts within any fund; however, any revisions that increase the total expenditures of any fund must be approved by the Agency Board. Expenditures may not legally exceed budgeted appropriations at the fund level without Agency Board approval.
5. The Agency adopts an annual budget for Special Revenue Funds and Capital Projects Funds. Debt Service Funds budgetary control is achieved through bond indenture provisions.
6. Budgets are adopted on a basis consistent with accounting principles generally accepted in the United States of America. Amounts presented include amendments approved by the Agency Board.
7. Encumbrance accounting is employed as an extension of formal budgetary integration in the Agency's governmental funds. Encumbrances outstanding at year end are reported as reservations of fund balances, since they do not yet constitute expenditures or liabilities. Encumbrances are reappropriated in the following year. Unexpended appropriations lapse at year end.

This page intentionally left blank.



Caporicci & Larson, Inc.
A Subsidiary of Marcum LLP
Certified Public Accountants

**INDEPENDENT AUDITORS' REPORT ON INTERNAL CONTROL OVER FINANCIAL REPORTING
AND ON COMPLIANCE AND OTHER MATTERS BASED ON AN AUDIT OF FINANCIAL
STATEMENTS PERFORMED IN ACCORDANCE WITH
GOVERNMENT AUDITING STANDARDS**

To the Honorable Members of the Governing Board
of the Antioch Development Agency
Antioch, California

We have audited the basic financial statements of the Antioch Development Agency (Agency), a component unit of the City of Antioch (City), California, as of and for the year ended June 30, 2011, and have issued our report thereon dated December 15, 2011. We conducted our audit in accordance with generally accepted auditing standards in the United States and the standards applicable to financial audits contained in *Government Auditing Standards*, issued by the Comptroller General of the United States.

Internal Control over Financial Reporting

In planning and performing our audit, we considered the Agency's internal control over financial reporting as a basis for designing our audit procedures for the purpose of expressing our opinion on the financial statements, but not for the purpose of expressing an opinion on the effectiveness of the Agency's internal control over financial reporting. Accordingly, we do not express an opinion on the effectiveness of the Agency's internal control over financial reporting.

A *deficiency in internal control* exists when the design or operation of a control does not allow management or employees, in the normal course of performing their assigned functions, to prevent, or detect and correct misstatements on a timely basis. A *material weakness* is a deficiency, or a combination of deficiencies, in internal control such that there is a reasonable possibility that a material misstatement of the Agency's financial statements will not be prevented, or detected and corrected on a timely basis.

Our consideration of internal control over financial reporting was for the limited purpose described in the first paragraph of this section and was not designed to identify all deficiencies in internal control over financial reporting that might be deficiencies, significant deficiencies, or material weaknesses. We did not identify any deficiencies in internal control over financial reporting that we consider to be material weaknesses, as defined above.

Compliance and Other Matters

As part of obtaining reasonable assurance about whether the Agency's financial statements are free of material misstatement, we performed tests of its compliance with certain provisions of laws, regulations, contracts, and grant agreements, noncompliance with which could have a direct and material effect on the determination of financial statement amounts.

To the Honorable Members of the Governing Board
of the Antioch Development Agency
Antioch, California
Page 2

However, providing an opinion on compliance with those provisions was not an objective of our audit, and accordingly, we do not express such an opinion. The result of our tests disclosed no instances of noncompliance or other matters that are required to be reported under *Government Auditing Standards*.

This report is intended solely for the information and use of management, the Board of Directors, others within the entity, and the State Controller's Office, Division of Accounting and Reporting and is not intended to be and should not be used by anyone other than these specified parties.

Caporicci & Larson, Inc.

Caporicci & Larson, Inc.
A Subsidiary of Marcum LLP
Certified Public Accountants
San Francisco, California
December 15, 2011



Caporicci & Larson, Inc.
A Subsidiary of Marcum LLP
Certified Public Accountants

INDEPENDENT AUDITORS' REPORT ON COMPLIANCE

To the Honorable Members of the Governing Board
of the Antioch Development Agency
Antioch, California

Compliance

We have audited the Antioch Development Agency's (Agency) compliance with the California Health and Safety Code as required by Section 33080.1 for the year ended June 30, 2011. Compliance with the requirements referred to above is the responsibility of the Agency's management. Our responsibility is to express an opinion on the Agency's compliance based on our audit.

We conducted our audit of compliance in accordance with auditing standards generally accepted in the United States of America; the standards applicable to financial audits contained in *Government Auditing Standards*, issued by the Comptroller General of the United States; and *Guidelines for Compliance Audits of California Redevelopment Agencies, June 2011*, issued by the State Controller and as interpreted in the *Auditing Procedures for Accomplishing Compliance Audits of California Redevelopment Agencies, August 2011*, issued by the Governmental Accounting and Auditing Committee of the California Society of Certified Public Accountants. Those standards require that we plan and perform the audit to obtain reasonable assurance about whether noncompliance with the compliance requirements referred to above that could have a material effect on the Agency has occurred. An audit includes examining, on a test basis, evidence about the Agency's compliance with those requirements and performing such other procedures as we considered necessary in the circumstances. We believe that our audit provides a reasonable basis for our opinion. Our audit does not provide a legal determination of the Agency's compliance with those requirements.

In our opinion, the Agency complied, in all material respects, with the compliance requirements referred to above that are applicable for the year ended June 30, 2011.

Internal Control Over Compliance

Management of the Agency is responsible for establishing and maintaining effective internal control over compliance with the compliance requirements referred to above. In planning and performing our audit, we considered the Agency's internal control over compliance to determine the auditing procedures for the purpose of expressing our opinion on compliance, but not for the purpose of expressing an opinion on the effectiveness of internal control over compliance. Accordingly, we do not express an opinion on the effectiveness of the Agency's internal control over compliance.

A deficiency in internal control over compliance exists when the design or operation of a control does not allow management or employees, in the normal course of performing their assigned functions, to prevent, or detect and correct, noncompliance on a timely basis. *A material weakness in internal control over compliance* is a deficiency, or combination of deficiencies in internal control over compliance, such that there is a reasonable possibility that material noncompliance with a compliance requirement will not be prevented, or detected and corrected, on a timely basis.

To the Honorable Members of the Governing Board
of the Antioch Development Agency
Antioch, California
Page 2

Our consideration of internal control over compliance was for the limited purpose described in the first paragraph of this section and was not designed to identify all deficiencies in internal control that might be deficiencies, significant deficiencies, or material weaknesses in internal control over compliance. We did not identify any deficiencies in internal control over compliance that we consider to be material weaknesses, as defined above.

This report is intended solely for the information and use of management, the Board of Directors, others within the entity, and the State Controller's Office, Division of Accounting and Reporting and is not intended to be and should not be used by anyone other than these specified parties.

Caporicci & Larson, Inc.

Caporicci & Larson, Inc.
A Subsidiary of Marcum LLP
Certified Public Accountants
San Francisco, California
December 15, 2011

ATTACHMENT B

**Antioch Development Agency
Fiscal Statement
FY 2010-11**

A) Amount of indebtedness of the agency by project area:

Project Area 1	\$76,279,583
Project Area 2	13,210,633
Project Area 3	1,121,313
Project Area 4/4.1	49,481,288
Total for the agency	<u>\$140,092,817</u>

B) Amount of gross tax increment generated in each project area:

Project Area 1	\$4,453,447
Project Area 2	1,051,230
Project Area 3	35,003
Project Area 4/4.1	1,809,050
Total for the agency	<u>\$7,348,730</u>

C) Amount of tax increment revenues paid to, or spent on behalf of, a taxing agency, other than a school or community college district:

Project Area 1	\$37,587
Project Area 2	8,761
Project Area 3	498
Project Area 4/4.1	677,527

D) The financial transaction report required pursuant to section 53891 of the government code:
See pages 3-55.

ATTACHMENT B

**Antioch Development Agency
Fiscal Statement (Continued)
FY 2010-11**

E) Amount allocated to school or community college districts:

	Schools	College District
Project Area 3	\$9,047	\$0
Project Area 4/4.1	44,996	9,854

F) The amount of existing indebtedness, and the total amount of payments required to be paid on existing indebtedness for that fiscal year: **This applies to obligations incurred prior to the 1992-93 fiscal year as defined in Section 33682. Obligations by project area with amounts coming due in the tax year are as follows:**

	Total Debt	Total due in tax year
Project Area 1	\$21,926,849	\$940,620
Project Area 2	3,695,000	212,672
Project Area 3	153,000	8,838
Project Area 4/4.1	9,135,000	367,807
Total for the agency	\$34,909,849	\$1,529,937

Antioch Development Agency

Redevelopment Agencies Financial Transactions Report

General Information

Fiscal Year

Members of the Governing Body		Last Name	First Name	Middle Initial
Chairperson		Davis	James	
Member		Kalinowski	Brian	
Member		Harper	Wade	
Member		Rocha	Mary	
Member		Agopian	Gary	
Member				
Member				
Member				
Member				
Member				

Agency Officials			Last Name	First Name	Middle Initial	Phone
Executive Director		Jakel	Jim			(925) 779-7031
Fiscal Officer		Merchant	Dawn			(925) 779-6135
Secretary		Martin	L. Jolene			(925) 779-7009

Report Prepared By			Firm Name
Last		Merchant	Caporicci and Larson
First		Dawn	Badawi
Middle Initial			Ahmed
Street		P.O. Box 5007	101 Montgomery St, Ste 1900
City		Antioch	San Francisco
State		CA	CA
Zip Code		94531-5007	94104-
Phone		(925) 779-7055	(415) 568-2601

Mailing Address	
Street 1	<input type="text" value="P.O. Box 5007"/>
Street 2	<input type="text"/>
City	<input type="text" value="Antioch"/> <input type="text" value="State"/> <input type="text" value="CA"/> <input type="text" value="Zip"/> <input type="text" value="94531-5007"/>
Phone	<input type="text" value="(925) 779-7000"/> <input type="checkbox"/> Is Address Changed?

Antioch Development Agency
Redevelopment Agencies Financial Transactions Report

Audit Information

Fiscal Year 2011

Was the Report Prepared from Audited Financial Data, and Did You Submit a Copy of the Audit?

Yes

Indicate Financial Audit Opinion

Unqualified

If Financial Audit is not yet Completed, What is the Expected Completion Date?

If the Audit Opinion was Other than Unqualified, State Briefly the Reason Given

Was a Compliance Audit Performed in Accordance with Health and Safety Code Section 33080.1 and the State Controller's Guidelines for Compliance Audits, and Did You Submit a Copy of the Audit?

Yes

Indicate Compliance Audit Opinion

Unqualified

If Compliance Audit is not yet Completed, What is the Expected Completion Date?

If compliance opinion includes exceptions, state the areas of non-compliance, and describe the agency's efforts to correct.

[Empty box for compliance exceptions]

Antioch Development Agency
 Redevelopment Agencies Financial Transactions Report

Project Area Report

Fiscal Year 2011

Project Area Name

Consolidated Low and Moderate Income
 Housing Funds

Please Provide a Brief Description of the Activities for this Project Area During the Reporting Year.

Activity Report

First Time Homebuyer Program:
 The program assisted two first-time homebuyers to purchase a safe and healthy home within Antioch city limits. The City conducted two free 8 hour homebuyer workshops for those interested in purchasing their first home. \$108,147 in Antioch Development Agency Housing Set-Aside funds was spent to provide loans, homebuyer training and program administration.

Rental Rehabilitation Program:
 Program provided three loans to rehabilitate apartments for Antioch residents. Property owners must contribute 25% of the funding to the cost of the project. A total of 175 units were assisted and \$192,550 in development agency funds were used for the loans and administration of the program.

Tabora Road Senior Apartments-
 new construction: Provided \$300,000 in funding and \$1,983,755 in HUD NSP funding to Satellite Housing for the construction of 85

Forwarded from Prior Year?

Enter Code for Type of Project Area Report

P = Standard Project Area Report

L = Low and Moderate Income Housing Fund

O = Other Miscellaneous Funds or Programs

Does the Plan Include Tax Increment Provisions?

Date Project Area was Established (MM-DD-YY)

Most Recent Date Project Area was Amended

Did this Amendment Add New Territory?

Most Recent Date Project Area was Merged

Will this Project Area be Carried Forward to Next Year?

Established Time Limit:

Repayment of Indebtedness (Year Only)

Effectiveness of Plan (Year Only)

New Indebtedness (Year Only)

Size of Project Area in Acres

Percentage of Land Vacant at the Inception of the Project Area

Health and Safety Code Section 33320.1 (xx.x%)

Percentage of Land Developed at the Inception of the Project Area

Health and Safety Code Section 33320.1 (xx.x%)

Objectives of the Project Area as Set Forth in the Project Area Plan

(Enter the Appropriate Code(s) in Sequence as Shown)

R = Residential I = Industrial C = Commercial P = Public O = Other

Yes

L

A = Administrative Fund

M = Mortgage Revenue Bond Program

S = Proposed (Survey) Project Area

Yes

**Antioch Development Agency
Redevelopment Agencies Financial Transactions Report**

Project Area Report

Fiscal Year	2011	Project Area Name	Project Area I
--------------------	------	--------------------------	----------------

Please Provide a Brief Description of the Activities for this Project Area During the Reporting Year.

Activity Report

Due to the passage and subsequent challenge of AB 1X 26 and AB 1X 27, the agency did not undertake any new projects and only continued to address any issues of blight within the project area.

Forwarded from Prior Year ? Yes

Enter Code for Type of Project Area Report P

P = Standard Project Area Report
 A = Administrative Fund
 L = Low and Moderate Income Housing Fund
 M = Mortgage Revenue Bond Program
 O = Other Miscellaneous Funds or Programs
 S = Proposed (Survey) Project Area

Does the Plan Include Tax Increment Provisions? Yes

Date Project Area was Established (MM-DD-YY)

Most Recent Date Project Area was Amended

Did this Amendment Add New Territory? No

Most Recent Date Project Area was Merged

Will this Project Area be Carried Forward to Next Year? Yes

Established Time Limit :

Repayment of Indebtedness (Year Only)

Effectiveness of Plan (Year Only)

New Indebtedness (Year Only)

Size of Project Area in Acres

Percentage of Land Vacant at the Inception of the Project Area

Health and Safety Code Section 33320.1 (xx.x%)

Percentage of Land Developed at the Inception of the Project Area

Health and Safety Code Section 33320.1 (xx.x%)

Objectives of the Project Area as Set Forth in the Project Area Plan (Enter the Appropriate Code(s) in Sequence as Shown)

R = Residential I = Industrial C = Commercial P = Public O = Other

**Antioch Development Agency
Redevelopment Agencies Financial Transactions Report**

Project Area Report

Fiscal Year 2011

Project Area Name

Project Area II

Please Provide a Brief Description of the Activities for this Project Area During the Reporting Year.

Activity Report

No activity. Due to the passage and subsequent challenge of AB 1X 26 and AB 1X 27, the project area did not undertake any new projects.

Forwarded from Prior Year ?

Yes

Enter Code for Type of Project Area Report

P

P = Standard Project Area Report

A = Administrative Fund

L = Low and Moderate Income Housing Fund

M = Mortgage Revenue Bond Program

O = Other Miscellaneous Funds or Programs

S = Proposed (Survey) Project Area

Does the Plan Include Tax Increment Provisions?

Yes

Date Project Area was Established (MM-DD-YY)

7/17/1984

Most Recent Date Project Area was Amended

6/26/2007

Did this Amendment Add New Territory?

No

Most Recent Date Project Area was Merged

Will this Project Area be Carried Forward to Next Year?

Yes

Established Time Limit :

Repayment of Indebtedness (Year Only)

2027

Effectiveness of Plan (Year Only)

2017

New Indebtedness (Year Only)

2004

Size of Project Area in Acres

130

Percentage of Land Vacant at the Inception of the Project Area

90.0

Health and Safety Code Section 33320.1 (xx.x%)

Percentage of Land Developed at the Inception of the Project Area

10.0

Health and Safety Code Section 33320.1 (xx.x%)

Objectives of the Project Area as Set Forth in the Project Area Plan

I

(Enter the Appropriate Code(s) in Sequence as Shown)

R = Residential I = Industrial C = Commercial P = Public O = Other

Antioch Development Agency
Redevelopment Agencies Financial Transactions Report

Project Area Report

Fiscal Year 2011

Project Area Name

Project Area III

Please Provide a Brief Description of the Activities for this Project Area During the Reporting Year.

Activity Report

No activity. Due to the passage and subsequent challenge of AB 1X 26 and AB 1X 27, the project area did not undertake any new projects.

Forwarded from Prior Year?

Yes

Enter Code for Type of Project Area Report

P

P = Standard Project Area Report

A = Administrative Fund

L = Low and Moderate Income Housing Fund

M = Mortgage Revenue Bond Program

O = Other Miscellaneous Funds or Programs

S = Proposed (Survey) Project Area

Does the Plan Include Tax Increment Provisions?

Yes

Date Project Area was Established (MM-DD-YY)

12/30/1986

Most Recent Date Project Area was Amended

6/26/2007

Did this Amendment Add New Territory?

No

Most Recent Date Project Area was Merged

Will this Project Area be Carried Forward to Next Year?

Yes

Established Time Limit:

Repayment of Indebtedness (Year Only)

2027

Effectiveness of Plan (Year Only)

2027

New Indebtedness (Year Only)

2004

Size of Project Area in Acres

245

Percentage of Land Vacant at the Inception of the Project Area

95.0

Health and Safety Code Section 33320.1 (xx.x%)

Percentage of Land Developed at the Inception of the Project Area

5.0

Health and Safety Code Section 33320.1 (xx.x%)

Objectives of the Project Area as Set Forth in the Project Area Plan

R1

(Enter the Appropriate Code(s) in Sequence as Shown)

R = Residential I = Industrial C = Commercial P = Public O = Other

Antioch Development Agency
Redevelopment Agencies Financial Transactions Report

Project Area Report

Fiscal Year 2011

Project Area Name

Project Area IV

Please Provide a Brief Description of the Activities for this Project Area During the Reporting Year.

Activity Report

No activity. Due to the passage and subsequent challenge of AB 1X 26 and AB 1X 27, the project area did not undertake any new projects.

Forwarded from Prior Year ?

Yes

Enter Code for Type of Project Area Report

P

P = Standard Project Area Report

A = Administrative Fund

L = Low and Moderate Income Housing Fund

M = Mortgage Revenue Bond Program

O = Other Miscellaneous Funds or Programs

S = Proposed (Survey) Project Area

Does the Plan Include Tax Increment Provisions?

Yes

Date Project Area was Established (MM-DD-YY)

7/11/1989

Most Recent Date Project Area was Amended

6/26/2007

Did this Amendment Add New Territory?

No

Most Recent Date Project Area was Merged

8/14/1990

Will this Project Area be Carried Forward to Next Year?

Yes

Established Time Limit :

Repayment of Indebtedness (Year Only)

2031

Effectiveness of Plan (Year Only)

2031

New Indebtedness (Year Only)

2009

Size of Project Area in Acres

255

Percentage of Land Vacant at the Inception of the Project Area

95.0

Health and Safety Code Section 33320.1 (xx.x%)

Percentage of Land Developed at the Inception of the Project Area

5.0

Health and Safety Code Section 33320.1 (xx.x%)

Objectives of the Project Area as Set Forth in the Project Area Plan

RIP

(Enter the Appropriate Code(s) in Sequence as Shown)

R = Residential I = Industrial C = Commercial P = Public O = Other

**Antioch Development Agency
Redevelopment Agencies Financial Transactions Report**

Assessed Valuation Data

Fiscal Year 2011

Project Area Name

Project Area I

Frozen Base Assessed Valuation

100,374,106

Increment Assessed Valuation

588,439,811

Total Assessed Valuation

688,813,917

**Antioch Development Agency
Redevelopment Agencies Financial Transactions Report**

Assessed Valuation Data

Fiscal Year 2011

Project Area Name

Project Area II

Frozen Base Assessed Valuation

11,981,466

Increment Assessed Valuation

135,597,883

Total Assessed Valuation

147,579,349

**Antioch Development Agency
Redevelopment Agencies Financial Transactions Report**

Assessed Valuation Data

Fiscal Year 2011

Project Area Name

Project Area III

Frozen Base Assessed Valuation

5,338,995

Increment Assessed Valuation

10,706,146

Total Assessed Valuation

16,045,141

Assessed Valuation Data

Page 3

12/19/2011

**Antioch Development Agency
Redevelopment Agencies Financial Transactions Report**

Assessed Valuation Data

Fiscal Year 2011

Project Area Name Project Area IV

Frozen Base Assessed Valuation 35,765,919

Increment Assessed Valuation 234,049,473

Total Assessed Valuation 269,815,392

Antioch Development Agency
Redevelopment Agencies Financial Transactions Report

Pass-Through / School District Assistance

Fiscal Year **2011**

Project Area I

Tax Increment Pass Through Detail

Amounts Paid To Taxing Agencies Pursuant To: H & S Code Section 33401

H & S Code Section 33676

H & S Code Section 33607

Total

H & S Code Section 33445

Other Payments H & S Code Section 33445.5

County	37,587	36,421	\$74,008		
Cities		43	\$43		
School Districts		88,391	\$88,391		
Community College District		14,103	\$14,103		
Special Districts		48,095	\$48,095		
Total Paid to Taxing Agencies	\$37,587	\$187,053	\$224,640	\$0	\$0
Net Amount to Agency			\$4,228,807		
Gross Tax Increment Generated			4,453,447		

**Antioch Development Agency
Redevelopment Agencies Financial Transactions Report**

Pass-Through / School District Assistance

Fiscal Year 2011 **Project Area Name** Project Area II

Amounts Paid To Taxing Agencies Pursuant To:	Tax Increment Pass Through Detail			Other Payments		
	H & S Code Section 33401	H & S Code Section 33676	H & S Code Section 33607	Total	H & S Code Section 33445	H & S Code Section 33445.5
County	8,761			\$8,761		
Cities				\$0		
School Districts				\$0		
Community College District				\$0		
Special Districts				\$0		
Total Paid to Taxing Agencies	\$8,761	\$0	\$0	\$8,761	\$0	\$0
Net Amount to Agency				\$1,042,470		
Gross Tax Increment Generated				1,051,231		

**Antioch Development Agency
Redevelopment Agencies Financial Transactions Report**

Pass-Through / School District Assistance

Fiscal Year

Project Area Name

Tax Increment Pass Through Detail

Amounts Paid To Taxing Agencies Pursuant To: **H & S Code Section 33401** **H & S Code Section 33676** **H & S Code Section 33607** **Total** **H & S Code Section 33445** **H & S Code Section 33445.5** **Other Payments**

County	289	5	\$294				
Cities			\$0				
School Districts		9,047	\$9,047				
Community College District			\$0				
Special Districts		204	\$204				
Total Paid to Taxing Agencies	\$289	\$9,256	\$9,545	\$0	\$0	\$0	\$0

Net Amount to Agency

Gross Tax Increment Generated

**Antioch Development Agency
Redevelopment Agencies Financial Transactions Report**

Pass-Through / School District Assistance

Fiscal Year 2011

Project Area Name Project Area IV

Amounts Paid To Taxing Agencies Pursuant To:	Tax Increment Pass Through Detail			Other Payments		
	H & S Code Section 33401	H & S Code Section 33676	H & S Code Section 33607	Total	H & S Code Section 33445	H & S Code Section 33445.5
County	333,554	26		\$333,580		
Cities				\$0		
School Districts		44,996		\$44,996		
Community College District		9,854		\$9,854		
Special Districts	338,705	5,242		\$343,947		
Total Paid to Taxing Agencies	\$672,259	\$60,118	\$0	\$732,377	\$0	\$0
Net Amount to Agency				\$1,076,673		
Gross Tax Increment Generated				1,809,050		

**Antioch Development Agency
Redevelopment Agencies Financial Transactions Report**

Summary of the Statement of Indebtedness - Project Area

Fiscal Year	2011
Project Area Name	Consolidated Low and Moderate Income Housing Funds
Tax Allocation Bond Debt	
Revenue Bonds	
Other Long Term Debt	
City/County Debt	
Low and Moderate Income Housing Fund	
Other	
Total	\$0
Available Revenues	
Net Tax Increment Requirements	\$0

Antioch Development Agency
Redevelopment Agencies Financial Transactions Report

Summary of the Statement of Indebtedness - Project Area

Fiscal Year 2011

Project Area Name

Project Area 1

Tax Allocation Bond Debt	12,302,081
Revenue Bonds	20,540,923
Other Long Term Debt	
City/County Debt	8,663,330
Low and Moderate Income Housing Fund	21,926,849
Other	12,846,400
Total	\$76,279,583
Available Revenues	1,273,447
Net Tax Increment Requirements	\$75,006,136

**Antioch Development Agency
Redevelopment Agencies Financial Transactions Report**

Summary of the Statement of Indebtedness - Project Area

Fiscal Year

Project Area Name	<input type="text" value="Project Area 1"/>
Tax Allocation Bond Debt	762,256
Revenue Bonds	6,691,682
Other Long Term Debt	
City/County Debt	261,695
Low and Moderate Income Housing Fund	3,695,000
Other	1,800,000
Total	\$13,210,633
Available Revenues	1,917,450
Net Tax Increment Requirements	\$11,293,183

Antioch Development Agency
Redevelopment Agencies Financial Transactions Report

Summary of the Statement of Indebtedness - Project Area

Fiscal Year 2011

Project Area Name

Project Area III

Tax Allocation Bond Debt	
Revenue Bonds	847,048
Other Long Term Debt	
City/County Debt	21,265
Low and Moderate Income Housing Fund	153,000
Other	100,000
Total	\$1,121,313
Available Revenues	152,761
Net Tax Increment Requirements	\$968,552

Antioch Development Agency
Redevelopment Agencies Financial Transactions Report

Summary of the Statement of Indebtedness - Project Area

Fiscal Year 2011

Project Area Name

Project/Area IV

Tax Allocation Bond Debt	
Revenue Bonds	14,272,765
Other Long Term Debt	
City/County Debt	634,205
Low and Moderate Income Housing Fund	9,135,000
Other	25,439,318
Total	\$49,481,288
Available Revenues	396,444
Net Tax Increment Requirements	\$49,084,844

Antioch Development Agency

Redevelopment Agencies Financial Transactions Report

Agency Long-Term Debt

Fiscal Year Project Area Name

Forward from Prior Year	<input type="text" value="Yes"/>
Bond Type	Tax Allocation Bonds
Year of Authorization	1994
Principal Amount Authorized	1,475,000
Principal Amount Issued	1,475,000
Purpose of Issue	Project Funding
Maturity Date Beginning Year	1994
Maturity Date Ending Year	2014
Principal Amount Unmatured Beginning of Fiscal Year	\$755,000
Adjustment Made During Year	
Adjustment Explanation	
Interest Added to Principal	
Principal Amount Issued During Fiscal Year	
Principal Amount Matured During Fiscal Year	90,000
Principal Amount Defeased During Fiscal Year	
Principal Amount Unmatured End of Fiscal Year	\$665,000
Principal Amount In Default	
Interest In Default	

Bond Types Allowed:
 Tax Allocation Bonds; Revenue Bonds; Certificates of Participation; Tax Allocation Notes; Financing Authority Bonds; City/County Debt; US; State; Loans; Lease Obligations; Notes; Deferred Pass-Throughs; Deferred Compensation; Other

Antioch Development Agency

Redevelopment Agencies Financial Transactions Report

Agency Long-Term Debt

Fiscal Year Project Area I

Forward from Prior Year	<input type="text"/>
Bond Type	Tax Allocation Bonds
Year of Authorization	2000
Principal Amount Authorized	14,450,000
Principal Amount Issued	14,450,000
Purpose of Issue	Refunding Bonds
Maturity Date Beginning Year	2001
Maturity Date Ending Year	2017
Principal Amount Unmatured Beginning of Fiscal Year	\$9,305,000
Adjustment Made During Year	
Adjustment Explanation	
Interest Added to Principal	
Principal Amount Issued During Fiscal Year	
Principal Amount Matured During Fiscal Year	975,000
Principal Amount Defeased During Fiscal Year	
Principal Amount Unmatured End of Fiscal Year	\$8,330,000
Principal Amount In Default	
Interest In Default	

Bond Types Allowed:
 Tax Allocation Bonds; Revenue Bonds; Certificates of Participation; Tax Allocation Notes; Financing Authority Bonds; City/County Debt; US;State; Loans; Lease Obligations; Notes; Deferred Pass-Throughs; Deferred Compensation; Other

Antioch Development Agency

Redevelopment Agencies Financial Transactions Report

Agency Long-Term Debt

Fiscal Year Project Area Name

Forward from Prior Year

Bond Type

Year of Authorization

Principal Amount Authorized

Principal Amount Issued

Purpose of Issue

Maturity Date Beginning Year

Maturity Date Ending Year

Principal Amount Unmatured Beginning of Fiscal Year

Adjustment Made During Year

Adjustment Explanation

Interest Added to Principal

Principal Amount Issued During Fiscal Year

Principal Amount Matured During Fiscal Year

Principal Amount Defeased During Fiscal Year

Principal Amount Unmatured End of Fiscal Year

Principal Amount In Default

Interest In Default

Bond Types Allowed:
 Tax Allocation Bonds; Revenue Bonds; Certificates of Participation; Tax Allocation Notes; Financing Authority Bonds; City/County Debt; US; State; Loans; Lease Obligations; Notes; Deferred Pass-Throughs; Deferred Compensation; Other

Antioch Development Agency

Redevelopment Agencies Financial Transactions Report

Statement of Income and Expenditures - Revenues

Fiscal Year

2011
Consolidated Low and Moderate Income Housing Funds

Project Area Name	Capital Project Funds	Debt Service Funds	Low/Moderate Income Housing Funds	Special Revenue/Other Funds	Total
Tax Increment Gross <i>(Include All Apportionments)</i>					\$0
Special Supplemental Subvention					\$0
Property Assessments					\$0
Sales and Use Tax					\$0
Transient Occupancy Tax					\$0
Interest Income			29,363		\$29,363
Rental Income					\$0
Lease Income					\$0
Sale of Real Estate					\$0
Gain on Land Held for Resale					\$0
Federal Grants					\$0
Grants from Other Agencies					\$0
Bond Administrative Fees					\$0
Other Revenues			6,300		\$6,300
Total Revenues	\$0	\$0	\$35,663	\$0	\$35,663

**Antioch Development Agency
Redevelopment Agencies Financial Transactions Report**

Statement of Income and Expenditures - Revenues

Fiscal Year 2011 **Project Area Name** Project Area I

	Capital Project Funds	Debt Service Funds	Low/Moderate Income Housing Funds	Special Revenue/Other Funds	Total
Tax Increment Gross <i>(Include All Apportionments)</i>	4,453,447				\$4,453,447
Special Supplemental Subvention					\$0
Property Assessments					\$0
Sales and Use Tax					\$0
Transient Occupancy Tax					\$0
Interest Income	14,497	23			\$14,520
Rental Income					\$0
Lease Income					\$0
Sale of Real Estate					\$0
Gain on Land Held for Resale					\$0
Federal Grants					\$0
Grants from Other Agencies					\$0
Bond Administrative Fees					\$0
Other Revenues					\$0
Total Revenues	\$4,467,944	\$23	\$0	\$0	\$4,467,967

Antioch Development Agency

Redevelopment Agencies Financial Transactions Report

Statement of Income and Expenditures - Revenues

Fiscal Year 2011
 Project Area Name Project Area II

	Capital Project Funds	Debt Service Funds	Low/Moderate Income Housing Funds	Special Revenue/Other Funds	Total
Tax Increment Gross <i>(Include All Apportionments)</i>	1,051,231				\$1,051,231
Special Supplemental Subvention					\$0
Property Assessments					\$0
Sales and Use Tax					\$0
Transient Occupancy Tax					\$0
Interest Income	21,419	8			\$21,427
Rental Income					\$0
Lease Income					\$0
Sale of Real Estate					\$0
Gain on Land Held for Resale					\$0
Federal Grants					\$0
Grants from Other Agencies					\$0
Bond Administrative Fees					\$0
Other Revenues					\$0
Total Revenues	\$1,072,650	\$8	\$0	\$0	\$1,072,658

**Antioch Development Agency
Redevelopment Agencies Financial Transactions Report**

Statement of Income and Expenditures - Revenues

Fiscal Year 2011
Project Area Name Project Area III

	Capital Project Funds	Debt Service Funds	Low/Moderate Income Housing Funds	Special Revenue/Other Funds	Total
Tax Increment Gross <i>(Include All Apportionments)</i>	35,003				\$35,003
Special Supplemental Subvention					\$0
Property Assessments					\$0
Sales and Use Tax					\$0
Transient Occupancy Tax					\$0
Interest Income	1,795				\$1,795
Rental Income					\$0
Lease Income					\$0
Sale of Real Estate					\$0
Gain on Land Held for Resale					\$0
Federal Grants					\$0
Grants from Other Agencies					\$0
Bond Administrative Fees					\$0
Other Revenues	5,663				\$5,663
Total Revenues	\$42,461	\$0	\$0	\$0	\$42,461

Antioch Development Agency

Redevelopment Agencies Financial Transactions Report

Statement of Income and Expenditures - Revenues

Fiscal Year 2011

Project Area Name Project Area IV

	Capital Project Funds	Debt Service Funds	Low/Moderate Income Housing Funds	Special Revenue/Other Funds	Total
Tax Increment Gross <i>(Include All Apportionments)</i>	1,809,050				\$1,809,050
Special Supplemental Subvention					\$0
Property Assessments					\$0
Sales and Use Tax					\$0
Transient Occupancy Tax					\$0
Interest Income	7,635				\$7,635
Rental Income					\$0
Lease Income					\$0
Sale of Real Estate					\$0
Gain on Land Held for Resale					\$0
Federal Grants					\$0
Grants from Other Agencies					\$0
Bond Administrative Fees					\$0
Other Revenues	2,700				\$2,700
Total Revenues	\$1,819,385	\$0	\$0	\$0	\$1,819,385

**Antioch Development Agency
Redevelopment Agencies Financial Transactions Report**

Statement of Income and Expenditures - Expenditures

Fiscal Year 2011

Project Area Name Consolidated Low and Moderate Income Housing Funds

	Capital Project Funds	Debt Service Funds	Low/Moderate Income Housing	Special Revenue/Other	Total
Administration Costs			237,908		\$237,908
Professional Services					\$0
Planning, Survey, and Design					\$0
Real Estate Purchases					\$0
Acquisition Expense					\$0
Operation of Acquired Property					\$0
Relocation Costs					\$0
Relocation Payments					\$0
Site Clearance Costs					\$0
Project Improvement / Construction Costs			300,000		\$300,000
Disposal Costs					\$0
Loss on Disposition of Land Held for Resale					\$0

**Antioch Development Agency
Redevelopment Agencies Financial Transactions Report**

Statement of Income and Expenditures - Expenditures

Project Area Name	Fiscal Year	Consolidated Low and Moderate Income Housing Funds					Total
		Capital Project Funds	Debt Service Funds	Low/Moderate Income Housing	Special Revenue/Other		
Decline in Value of Land Held for Resale	2011						\$0
Rehabilitation Costs				289,861			\$289,861
Rehabilitation Grants							\$0
Interest Expense							\$0
Fixed Asset Acquisitions							\$0
Subsidies to Low and Moderate Income Housing				200,391			\$200,391
Debt Issuance Costs							\$0
Other Expenditures Including Pass-Through Payment(s)				112,500			\$112,500
Debt Principal Payments:							
Tax Allocation Bonds and Notes							\$0
Revenue Bonds, Certificates of Participation, Financing Authority Bonds							\$0
City/County Advances and Loans							\$0
All Other Long-Term Debt							\$0
Total Expenditures		\$0	\$0	\$1,140,660	\$0	\$0	\$1,140,660
Excess (Deficiency) Revenues over (under) Expenditures		\$0	\$0	(\$1,104,997)	\$0	\$0	(\$1,104,997)

Antioch Development Agency
 Redevelopment Agencies Financial Transactions Report

Statement of Income and Expenditures - Expenditures

Fiscal Year 2011
 Project Area I Project Area I

	Capital Project Funds	Debt Service Funds	Low/Moderate Income Housing	Special Revenue/Other	Total
Administration Costs	278,796	8,302			\$287,098
Professional Services	18,990				\$18,990
Planning, Survey, and Design					\$0
Real Estate Purchases					\$0
Acquisition Expense					\$0
Operation of Acquired Property	3,397				\$3,397
Relocation Costs					\$0
Relocation Payments					\$0
Site Clearance Costs					\$0
Project Improvement / Construction Costs					\$0
Disposal Costs					\$0
Loss on Disposition of Land Held for Resale					\$0

**Antioch Development Agency
Redevelopment Agencies Financial Transactions Report**

Statement of Income and Expenditures - Expenditures

Fiscal Year 2011
Project Area II Project Area II

	Capital Project Funds	Debt Service Funds	Low/Moderate Income Housing	Special Revenue/Other	Total
Administration Costs	15,110	3,139			\$18,249
Professional Services	753				\$753
Planning, Survey, and Design					\$0
Real Estate Purchases					\$0
Acquisition Expense					\$0
Operation of Acquired Property					\$0
Relocation Costs					\$0
Relocation Payments					\$0
Site Clearance Costs					\$0
Project Improvement / Construction Costs					\$0
Disposal Costs					\$0
Loss on Disposition of Land Held for Resale					\$0

**Antioch Development Agency
Redevelopment Agencies Financial Transactions Report**

Statement of Income and Expenditures - Expenditures

Fiscal Year 2011 **Project Area Name** Project Area II

	Capital Project Funds	Debt Service Funds	Low/Moderate Income Housing	Special Revenue/Other	Total
Decline in Value of Land Held for Resale					\$0
Rehabilitation Costs					\$0
Rehabilitation Grants					\$0
Interest Expense		53,794			\$53,794
Fixed Asset Acquisitions					\$0
Subsidies to Low and Moderate Income Housing					\$0
Debt Issuance Costs					\$0
Other Expenditures Including Pass-Through Payment(s)	365,462				\$365,462
Debt Principal Payments:					
Tax Allocation Bonds and Notes		90,000			\$90,000
Revenue Bonds, Certificates of Participation, Financing Authority Bonds					\$0
City/County Advances and Loans					\$0
All Other Long-Term Debt					\$0
Total Expenditures	\$381,325	\$146,933	\$0	\$0	\$528,258
Excess (Deficiency) Revenues over (under) Expenditures	\$691,325	(\$146,925)	\$0	\$0	\$544,400

Antioch Development Agency
 Redevelopment Agencies Financial Transactions Report

Statement of Income and Expenditures - Expenditures

Fiscal Year 2011
 Project Area III Project Area III

	Capital Project Funds	Debt Service Funds	Low/Moderate Income Housing	Special Revenue/Other	Total
Administration Costs	905				\$905
Professional Services					\$0
Planning, Survey, and Design					\$0
Real Estate Purchases					\$0
Acquisition Expense					\$0
Operation of Acquired Property					\$0
Relocation Costs					\$0
Relocation Payments					\$0
Site Clearance Costs					\$0
Project Improvement / Construction Costs					\$0
Disposal Costs					\$0
Loss on Disposition of Land Held for Resale					\$0

**Antioch Development Agency
Redevelopment Agencies Financial Transactions Report**

Statement of Income and Expenditures - Expenditures

Fiscal Year	Project Area Name	Statement of Income and Expenditures - Expenditures				Total
		Capital Project Funds	Debt Service Funds	Low/Moderate Income Housing	Special Revenue/Other	
2011	Project Area III					
	Decline in Value of Land Held for Resale					\$0
	Rehabilitation Costs					\$0
	Rehabilitation Grants					\$0
	Interest Expense					\$0
	Fixed Asset Acquisitions					\$0
	Subsidies to Low and Moderate Income Housing					\$0
	Debt Issuance Costs					\$0
	Other Expenditures Including Pass-Through Payment(s)	40,948				\$40,948
	Debt Principal Payments:					
	Tax Allocation Bonds and Notes					\$0
	Revenue Bonds, Certificates of Participation, Financing Authority Bonds					\$0
	City/County Advances and Loans					\$0
	All Other Long-Term Debt					\$0
	Total Expenditures	\$41,853	\$0	\$0	\$0	\$41,853
	Excess (Deficiency) Revenues over (under) Expenditures	\$608	\$0	\$0	\$0	\$608

**Antioch Development Agency
Redevelopment Agencies Financial Transactions Report**

Statement of Income and Expenditures - Expenditures

Fiscal Year 2011 **Project Area Name** Project Area IV

	Capital Project Funds	Debt Service Funds	Low/Moderate Income Housing	Special Revenue/Other	Total
Administration Costs	24,926				\$24,926
Professional Services	60				\$60
Planning, Survey, and Design					\$0
Real Estate Purchases					\$0
Acquisition Expense					\$0
Operation of Acquired Property					\$0
Relocation Costs					\$0
Relocation Payments					\$0
Site Clearance Costs					\$0
Project Improvement / Construction Costs					\$0
Disposal Costs					\$0
Loss on Disposition of Land Held for Resale					\$0

**Antioch Development Agency
Redevelopment Agencies Financial Transactions Report**

Statement of Income and Expenditures - Expenditures

Fiscal Year	Project Area Name	Statement of Income and Expenditures - Expenditures					Total
		Capital Project Funds	Debt Service Funds	Low/Moderate Income Housing	Special Revenue/Other		
2011	Project Area IV						
	Decline in Value of Land Held for Resale						\$0
	Rehabilitation Costs						\$0
	Rehabilitation Grants						\$0
	Interest Expense						\$0
	Fixed Asset Acquisitions						\$0
	Subsidies to Low and Moderate Income Housing						\$0
	Debt Issuance Costs						\$0
	Other Expenditures Including Pass-Through Payment(s)	1,428,000					\$1,428,000
	Debt Principal Payments:						
	Tax Allocation Bonds and Notes						\$0
	Revenue Bonds, Certificates of Participation, Financing Authority Bonds						\$0
	City/County Advances and Loans						\$0
	All Other Long-Term Debt						\$0
	Total Expenditures	\$1,452,986	\$0	\$0	\$0	\$0	\$1,452,986
	Excess (Deficiency) Revenues over (under) Expenditures	\$366,399	\$0	\$0	\$0	\$0	\$366,399

**Antioch Development Agency
Redevelopment Agencies Financial Transactions Report**

Statement of Income and Expenditures - Other Financing Sources

Project Area Name	Fiscal Year <u>2011</u>				Total
	Capital Project Funds	Debt Service Funds	Low/Moderate Income Housing	Special Revenue/Other	
Proceeds of Long-Term Debt					\$0
Proceeds of Refunding Bonds					\$0
Payment to Refunded Bond Escrow Agent					\$0
Advances from City/County					\$0
Sale of Fixed Assets					\$0
Miscellaneous Financing Sources (Uses)					\$0
Operating Transfers In					\$0
Tax Increment Transfers In			1,469,746		\$1,469,746
Operating Transfers Out					\$0
Tax Increment Transfers Out					\$0
<i>(To the Low and Moderate Income Housing Fund)</i>					
Total Other Financing Sources (Uses)	\$0	\$0	\$1,469,746	\$0	\$1,469,746

Antioch Development Agency

Redevelopment Agencies Financial Transactions Report

Statement of Income and Expenditures - Other Financing Sources

Fiscal Year 2011

Project Area Name Consolidated Low and Moderate Income Housing Funds

	Capital Project Funds	Debt Service Funds	Low/Moderate Income Housing	Special Revenue/Other	Total
Excess (Deficiency) of Revenues and Other Financing Sources over Expenditures and Other Financing Uses	\$0	\$0	\$364,749	\$0	\$364,749
Equity, Beginning of Period	\$0	\$0	\$5,676,489	\$0	\$5,676,489
Prior Period Adjustments					\$0
Residual Equity Transfers					\$0
Equity, End of Period	\$0	\$0	\$6,041,238	\$0	\$6,041,238

Antioch Development Agency

Redevelopment Agencies Financial Transactions Report

Statement of Income and Expenditures - Other Financing Sources

Fiscal Year 2011
 Project Area Name Project Area I

	Capital Project Funds	Debt Service Funds	Low/Moderate Income Housing	Special Revenue/Other	Total
Proceeds of Long-Term Debt					\$0
Proceeds of Refunding Bonds					\$0
Payment to Refunded Bond Escrow Agent					\$0
Advances from City/County					\$0
Sale of Fixed Assets					\$0
Miscellaneous Financing Sources (Uses)					\$0
Operating Transfers In		1,558,325			\$1,558,325
Tax Increment Transfers In					\$0
Operating Transfers Out	1,558,325				\$1,558,325
Tax Increment Transfers Out	890,689				\$890,689
<i>(To the Low and Moderate Income Housing Fund)</i>					
Total Other Financing Sources (Uses)	(\$2,449,014)	\$1,558,325	\$0	\$0	(\$890,689)

Antioch Development Agency

Redevelopment Agencies Financial Transactions Report

Statement of Income and Expenditures - Other Financing Sources

Fiscal Year	Project Area Name	Capital Project	Debt Service	Low/Moderate	Special	Total
		Funds	Funds	Income Housing	Revenue/Other	
2011	Project Area I					
	Excess (Deficiency) of Revenues and Other Financing Sources over Expenditures and Other Financing Uses	(\$2,283,739)	\$984	\$0	\$0	(\$2,282,755)
	Equity, Beginning of Period	(\$127,652)	\$146,003	\$0	\$0	\$18,351
	Prior Period Adjustments					\$0
	Residual Equity Transfers					\$0
	Equity, End of Period	(\$2,411,391)	\$146,987	\$0	\$0	(\$2,264,404)

Antioch Development Agency

Redevelopment Agencies Financial Transactions Report

Statement of Income and Expenditures - Other Financing Sources

Fiscal Year **Project Area Name**

	Capital Project Funds	Debt Service Funds	Low/Moderate Income Housing	Special Revenue/Other	Total
Proceeds of Long-Term Debt					\$0
Proceeds of Refunding Bonds					\$0
Payment to Refunded Bond Escrow Agent					\$0
Advances from City/County					\$0
Sale of Fixed Assets					\$0
Miscellaneous Financing Sources (Uses)					\$0
Operating Transfers In		143,724			\$143,724
Tax Increment Transfers In					\$0
Operating Transfers Out	143,724				\$143,724
Tax Increment Transfers Out	210,246				\$210,246
<i>(To the Low and Moderate Income Housing Fund)</i>					
Total Other Financing Sources (Uses)	(\$353,970)	\$143,724	\$0	\$0	(\$210,246)

Antioch Development Agency

Redevelopment Agencies Financial Transactions Report

Statement of Income and Expenditures - Other Financing Sources

Fiscal Year	Project Area Name	Capital Project	Debt Service	Low/Moderate	Special	Total
		Funds	Funds	Income Housing	Revenue/Other	
2011	Project Area II					
	Excess (Deficiency) of Revenues and Other Financing Sources over Expenditures and Other Financing Uses	\$337,355	(\$3,201)	\$0	\$0	\$334,154
	Equity, Beginning of Period	\$1,473,390	\$109,905	\$0	\$0	\$1,583,295
	Prior Period Adjustments					\$0
	Residual Equity Transfers					\$0
	Equity, End of Period	\$1,810,745	\$106,704	\$0	\$0	\$1,917,449

Antioch Development Agency

Redevelopment Agencies Financial Transactions Report

Statement of Income and Expenditures - Other Financing Sources

Project Area Name	Fiscal Year	Statement of Income and Expenditures - Other Financing Sources				Total
	2011	Capital Project Funds	Debt Service Funds	Low/Moderate Income Housing	Special Revenue/Other	
Project Area III						
Proceeds of Long-Term Debt						\$0
Proceeds of Refunding Bonds						\$0
Payment to Refunded Bond Escrow Agent						\$0
Advances from City/County						\$0
Sale of Fixed Assets						\$0
Miscellaneous Financing Sources (Uses)						\$0
Operating Transfers In						\$0
Tax Increment Transfers In						\$0
Operating Transfers Out						\$0
Tax Increment Transfers Out		7,001				\$7,001
<i>(To the Low and Moderate Income Housing Fund)</i>						
Total Other Financing Sources (Uses)		(\$7,001)	\$0	\$0	\$0	(\$7,001)

Antioch Development Agency

Redevelopment Agencies Financial Transactions Report

Statement of Income and Expenditures - Other Financing Sources

Fiscal Year	Project Area Name	Capital Project Funds	Debt Service Funds	Low/Moderate Income Housing	Special Revenue/Other	Total
2011	Project Area III					
		(\$6,393)	\$0	\$0	\$0	(\$6,393)
	Excess (Deficiency) of Revenues and Other Financing Sources over Expenditures and Other Financing Uses	\$159,154	\$0	\$0	\$0	\$159,154
	Equity, Beginning of Period					\$0
	Prior Period Adjustments					\$0
	Residual Equity Transfers					\$0
	Equity, End of Period	\$152,761	\$0	\$0	\$0	\$152,761

Antioch Development Agency

Redevelopment Agencies Financial Transactions Report

Statement of Income and Expenditures - Other Financing Sources

Fiscal Year	Project Area Name	Capital Project Funds	Debt Service Funds	Low/Moderate Income Housing	Special Revenue/Other	Total
2011	Project Area IV					
	Proceeds of Long-Term Debt					\$0
	Proceeds of Refunding Bonds					\$0
	Payment to Refunded Bond Escrow Agent					\$0
	Advances from City/County					\$0
	Sale of Fixed Assets					\$0
	Miscellaneous Financing Sources (Uses)					\$0
	Operating Transfers In					\$0
	Tax Increment Transfers In					\$0
	Operating Transfers Out					\$0
	Tax Increment Transfers Out	361,810				\$361,810
	<i>(To the Low and Moderate Income Housing Fund)</i>					
	Total Other Financing Sources (Uses)	(\$361,810)	\$0	\$0	\$0	(\$361,810)

Antioch Development Agency

Redevelopment Agencies Financial Transactions Report

Statement of Income and Expenditures - Other Financing Sources

Fiscal Year	Project Area Name	Statement of Income and Expenditures - Other Financing Sources					Total
		Capital Project Funds	Debt Service Funds	Low/Moderate Income Housing	Special Revenue/Other		
2011	Project Area IV						
	Excess (Deficiency) of Revenues and Other Financing Sources over Expenditures and Other Financing Uses	\$4,589	\$0	\$0	\$0	\$0	\$4,589
	Equity, Beginning of Period	\$391,854	\$0	\$0	\$0	\$0	\$391,854
	Prior Period Adjustments						\$0
	Residual Equity Transfers						\$0
	Equity, End of Period	\$396,443	\$0	\$0	\$0	\$0	\$396,443

**Antioch Development Agency
Redevelopment Agencies Financial Transactions Report**

Balance Sheet - Assets and Other Debits

Fiscal Year	2011	Capital Projects Funds	Debt Service Funds	Low/Moderate Income Housing Funds	Special Revenue/Other Funds	General Long-Term Debt	General Fixed Assets	Total
Assets and Other Debits								
Cash and Imprest Cash		3,492,877		2,552,855				\$6,045,732
Cash with Fiscal Agent			252,717					\$252,717
Tax Increments Receivable								\$0
Accounts Receivable				2,800				\$2,800
Accrued Interest Receivable			2					\$2
Loans Receivable		236,598		14,324,018				\$14,560,616
Contracts Receivable				3,537,849				\$3,537,849
Lease Payments Receivable								\$0
Unearned Finance Charge								\$0
Due from Capital Projects Fund								\$0
Due from Debt Service Fund								\$0
Due from Low/Moderate Income Housing Fund								\$0
Due from Special Revenue/Other Funds								\$0

**Antioch Development Agency
Redevelopment Agencies Financial Transactions Report**

Balance Sheet - Assets and Other Debits

Fiscal Year	2011	Capital Projects Funds	Debt Service Funds	Low/Moderate Income Housing Funds	Special Revenue/Other Funds	General Long-Term Debt	General Fixed Assets	Total
Investments								\$0
Other Assets		865	972					\$1,837
Investments: Land Held for Resale								\$0
Allowance for Decline in Value of Land Held for Resale								\$0
Fixed Assets: Land, Structures, and Improvements							1,016,242	\$1,016,242
Equipment								\$0
Amount Available in Debt Service Fund								\$0
Amount to be Provided for Payment of Long-Term Debt						10,980,498		\$10,980,498
Total Assets and Other Debits		\$3,730,340	\$253,691	\$20,417,522	\$0	\$10,980,498	\$1,016,242	\$36,398,293

(Must Equal Total Liabilities, Other Credits, and Equities)

**Antioch Development Agency
Redevelopment Agencies Financial Transactions Report**

Balance Sheet - Liabilities and Other Credits

Fiscal Year	2011	Capital Projects Funds	Debt Service Funds	Low/Moderate Income Housing Funds	Special Revenue/Other Funds	General Long-Term Debt	General Fixed Assets	Total
Liabilities and Other Credits								
Accounts Payable		1,281		49,980				\$51,261
Interest Payable								\$0
Tax Anticipation Notes Payable								\$0
Loans Payable		3,537,849						\$3,537,849
Other Liabilities		242,652		14,326,304				\$14,568,956
Due to Capital Projects Fund								\$0
Due to Debt Service Fund								\$0
Due to Low/Moderate Income Housing Fund								\$0
Due to Special Revenue/Other Funds								\$0
Tax Allocation Bonds Payable						10,980,498		\$10,980,498
Lease Revenue, Certificates of Participation Payable, Financing Authority Bonds								\$0
All Other Long-Term Debt								\$0
Total Liabilities and Other Credits		\$3,781,782	\$0	\$14,376,284	\$0	\$10,980,498		\$29,138,564

Antioch Development Agency
 Redevelopment Agencies Financial Transactions Report

Balance Sheet - Liabilities and Other Credits

Fiscal Year	2011	Capital Projects Funds	Debt Service Funds	Low/Moderate Income Housing Funds	Special Revenue/Other Funds	General Long-Term Debt	General Fixed Assets	Total
Equities								
Investment In General Fixed Assets							1,016,242	\$1,016,242
Fund Balance Reserved	2,360,814		253,691	6,041,238				\$8,655,743
Fund Balance Unreserved-Designated								\$0
Fund Balance Unreserved-Undesignated	-2,412,256							(\$2,412,256)
Total Equities	(\$51,442)		\$253,691	\$6,041,238	\$0		\$1,016,242	\$7,259,729
Total Liabilities, Other Credits, and Equities	\$3,730,340		\$253,691	\$20,417,522	\$0	\$10,980,498	\$1,016,242	\$36,398,293

Antioch Development Agency

Redevelopment Agencies Financial Transactions Report

Statement of Income and Expenditures - Summary, Combined Transfers In/Out

Fiscal Year	2011
Operating Transfers In	\$1,702,049
Tax Increment Transfers In	\$1,469,746
Operating Transfers Out	\$1,702,049
Tax Increment Transfers Out	\$1,469,746